

**Report on
General Elections to Lok Sabha - 2014**

Narrative Report

Office of Chief Electoral Officer, Tamil Nadu

Preface

An attempt has been made in this narrative report to record the processes and experiences which went in Tamil Nadu into conduct of General Elections to Lok Sabha, 2014 in March -May 2014. This would not only act as record of activities carried out, but also act as a reference material for Elections. It is hoped that it would act as an useful guide to the electoral machinery in conduct of future elections. The descriptive part of the Report gives a qualitative flavor of the processes involved. This is backed with statistical data for greater understanding of the extent of tasks involved. Further, certain suggestions and feedback received have also been included for improving the system in future elections.

I hope this Report would act as an useful Reference Material for the recently concluded elections, and also as a guide for the future election machinery in conduct of elections.

Chennai- 600 009
October, 2014

Praveen Kumar, IAS,
Chief Electoral Officer,
Tamil Nadu.

Table of contents

Chapter No	Chapter Name	Page No
1	Introduction	1
2	Electoral rolls 2.1 Summary Revision of Electoral Rolls 2014 2.2 Preparation of Final Rolls for Lok Sabha Elections 2014 2.3 Booth Level Officers (BLOs) 2.4 Booth Level Agents (BLAs) 2.5 Analysis of Health of Rolls 2.6 Roll Observers 2.7 Distribution of EPIC 2.8 Overseas Electors 2.9 Voter Slips	5
3	Polling stations 3.1 Setting up of Polling stations 3.2 Rationalization of Polling stations 3.3 Modifications of the List of polling stations before Elections 3.4 Zonal Mapping and Zonal Plans 3.5 Vulnerability Mapping 3.6 Grading of Polling stations based on criticality 3.7 Model Polling stations	19
4	Election machinery 4.1 Manpower 4.2 Transfer and Disciplinary Control 4.3 Polling Personnel 4.4 Database and Randomization of Polling Personnel 4.5 Zonal/ Sector Officers 4.6 Counting Personnel 4.7 Formation of Nodal cells	31
5	Electronic Voting Machines 5.1 Mobilisation and Logistics 5.2 First Level Checking and Storage of EVMs 5.3 Safety and Security of EVM Storage points 5.4 Preparation of Electronic Voting Machines 5.5 Malfunctioning of EVMs	47
6	Training of election officials 6.1 Preparation of Training Materials and Manuals 6.2 Preparatory training for Election officials and Polling Parties	59

Chapter No	Chapter Name	Page No
	6.3 State level Training for DEOs / Returning Officers/Nodal officers and Master Trainers 6.4 District/Zonal Level Refresher Training for AROs, Tashildars , BDOs, DTs and officials of Various Teams 6.5 Training on Counting of Votes	
7	Model code of conduct 7.1 Enforcement of Model Code of Conduct 7.2 Standing Committees 7.3 Action against Violations 7.4 Case Registered 7.5 Daily Report on Model Code of Conduct 7.6 Easing of restrictions on Model Code of Conduct 7.7 Withdrawal of Model Code of Conduct	69
8	Writ petitions against electoral process	75
9	Systematic Voters Education and Electoral Participation (SVEEP) 9.1 Base line Survey on Knowledge, Attitude, Behaviour, Belief and Practices 9.2 Activities at State Level 9.3 Activities at District Level 9.4 Awareness Observers	77
10	Nomination, Symbols and scrutiny 10.1 Announcement of Poll Schedule 10.2 Filing of Nominations 10.3 Allotment of Symbols	93
11	Postal Ballot Papers	99
12	Election Materials	107
13	Expenditure Monitoring 13.1 Election Expenditure Monitoring Mechanism 13.2 Structure of Expenditure Monitoring Mechanism 13.3 Tracking of Candidates Election Expenditure 13.4 Submission of Election Accounts	117
14	Law and order and bandobust plan 14.1 Personnel 14.2 Deployment Plan 14.3 Important initiatives	133
15	Media 15.1 Publicity 15.2 Press Media and Press Releases 15.3 Air Time on Doordarshan and All India Radio	153

Chapter No	Chapter Name	Page No
	15.4 Media Monitoring and Certification of Advertisements 15.5 Authority Letters 15.6 Media centre 15.7 Challenges Faced	
16	Communication plan	167
17	Complaints cell and control room 17.1 1950 Call centre and ECI portal with web based redressal system 17.2 District Control Room and Toll Free Call Centres in Districts 17.3 Mobile Android app 17.4 Know your Polling station -SMS service	171
18	Observers 18.1 General Observers 18.2 Expenditure Observers 18.3 Counting Observers 18.4 Awareness Observers 18.5 Facilities to the Observers 18.6 Micro Observers for Poll 18.7 Micro Observers for Counting	179
19	The Poll 19.1 Poll Arrangements 19.2 Regulation of Plying of Vehicles 19.3 Declaration of Poll Day as Public Holiday 19.4 Paid Holiday for Workers 19.5 Dry Day 19.6 Polling Parties 19.7 Polling Materials 19.8 Transport of Polling Materials 19.9 Accomodation and Food for Polling Parties 19.10 Facilities to Voters 19.11 Alternate Documents prescribed by ECI for identification of Voters 19.12 Arrangements at Polling stations 19.13 Polling Agents 19.14 State Control Room 19.15 District Control Room 19.16 Poll 19.17 Re-Poll	187

Chapter No	Chapter Name	Page No
20	Counting 20.1 Counting Halls 20.2 Counting Personnel 20.3 Recording of Counting Process 20.4 Security Arrangements made for EVM strong Rooms 20.5 Security of Counting Centres 20.6 Process of Counting 20.7 Control Room 20.8 Genesys 20.9 Declaration of Results	199
21	Use of Technology 21.1 Web Portal for DEOs 21.2 SMS based Poll Monitoring System in all Constituencies 21.3 Web Casting 21.4 Complaint Handling System 21.5 Smart Phone based Complaint System 21.6 Video Conference and SMS based Poll Monitoring 21.7 GPS based system for Monitoring Flying squads and Static Surveillance Squads	211
22	Expenditure on elections 22.1 Expenditure is Borne by 22.2 Elements of Expenditure in Conduct of Elections 22.3 Budget allocation and Expenditure	219
23	Innovations and Highlights 23.1 Improved System of Systematic Training Programme 23.2 Arasu Cable TV and Round the clock telecast 23.3 Value additions to SVEEP programme 23.4 Campus Ambassadors 23.5 Vehicle tracking system through GPS and intensified Expenditure Monitoring 23.6 Web based Monitoring 23.7 Improved system of Affidavits Uploading 23.8 Webcasting 23.9 Control Room with fine tuned Toll Free No 1950 facility 23.10 Uploading of Expenditure Registers after inspection during elections	223
24	Challenges, Feedback and Suggestions 24.1 Challenges 24.2 Feedback 24.3 Suggestions	237
25	Conclusion	245

Annexures No

Annex No.	Name of the Table	Page No
2.1	Receipt and disposal of Form 6 on special camp day - 09.03.2014	251
2.2	Receipt and disposal of Form 6 on special camp day - 16.03.2014	252-253
2.3	Constituency wise - Inclusion and deletions in Electoral roll	254-255
2.4	District wise Booth Level Officers (BLOs)	276
2.5	District wise Booth Level Agents (BLAs) appointed by Political parties	277
2.6	Constituency wise - Gender Ratio	278-291
2.7	Constituency wise - Elector - Population Ratio	292-305
2.8	District wise - Age -Cohort wise Elector information	306-327
2.9	Constituency wise - EPIC and Photo coverage in Rolls	328-343
2.10	Constituency wise - Photo coverage in SR 2014 Final Rolls	344-357
2.11	Constituency wise - EPIC coverage in SR 2014 Final Rolls	358-391
2.12	Constituency wise - Service Voters	372-391
2.13	District wise - Distribution of voters slips	392
3.1	Constituency wise - Polling Stations	393-401
3.2	Constituency wise - Polling Station Location Details	402-419
3.3	Details of Zones formed for GELS 2014	420
3.4	Sample Zonal plan of an Assembly segment	421-422
3.5	List of Vulnerable/ Critical Polling stations	423-430
3.6	District wise- Vulenarability Mapping	431
4.1	List of District Election Officers	432
4.2	List of Returning Officers	433
4.3	List of Assistant Returning Officers	434-453
4.4	Deployment of polling Personnel	454
4.5	Deployment of Zonal officers	455
4.6	Deployment of Counting personnel	456
5.1	District wise - EVM availability	457
5.2	District wise - EVM availability - Make wise	458
5.3	Deployment of EVMs and Malfunctioned EVMs	460
6.1	List of training Materials used	462
6.2	Training Schedule for Election Administrators	464

Annex No.	Name of the Table	Page No
6.3	Refresher Training Schedule	466
7.1	District wise - Model Code of Conduct Violations	471
7.2	Details of cases charged,convicted and under investigation	472
8.1	Details of Court cases	474
10.1	Details of Nominations filed	486
10.2	Details of party wise contested candidates	487
11.1	Details of service voters and preventive detainees to whom Postal Ballot was issued	488
11.2	Details of Postal Ballot and EDC issued to Polling personnel,Police personnel and others	489
12.1	List of stationery Materials	491
12.2	Colour coding of Forms	492
13.1	Deployment of Expenditure Monitoring Teams	493
13.2	Details of Seizure made by Expenditure Teams upto Poll day	494
13.3	List of Star Campaigners	496
13.4	Details of Election Expenditure reports submitted by contesting candidates	497
14.1	Deployment of CPF forces for strong room and during counting	498
15.1	Media certification issued by Media certification and Monitoring Committee	502
15.2	Cases referred for violation by MCMC	503
17.1	District wise - Control room numbers and email - ids	504
17.2	District wise - complaints received and action taken cases	505
18.1	List of General Observers deployed	506
18.2	List of Expenditure Observers deployed	507
18.3	List of Counting Observers deployed	509
18.4	List of Awareness Observers deployed	516
18.5	List of Micro Observers deployed during poll day	517
18.6	List of Micro Observers deployed during counting day	518
19.1	Parliamentary constituency wise - Voter Turnout details	519
20.1	List of Counting centres	521
20.2	List of centres where malfunctioning of EVMs noticed	524
20.3	List of Winning and Runner Candidates and Margin	525
20.4	Party wise Performance in GELS 2014	527
20.5	List of Deposit forfeited candidates	528
21.1	District wise- Web streaming done numbers	529
22.1	Break up details of Election Expenditure on critical activities	530

Tables

Table No	Name of the Table	Page No
1A	Electorate size and poll percentage during past General Elections	2
2A	Schedule of Summary Revision, 2014	5
2B	Total Number of Inclusions, Deletions and Modifications during Summary Revision, 2014	6
2C	Summary of Inclusions, Deletions and Modifications	7
2D	List of Roll Observers	10
2E	Format of Voter Slip	13
3A	Details of creation and changes of polling stations approved by ECI	20
4A	Proposal seeking exemption from randomisation	38
9A	SVEEP Activities taken up by Partnering Departments	79
9B	Star Icons who supported SVEEP	81
9C	Civil Society Organisations with whom MOUs were signed for active partnership in implementation of SVEEP Programmes.	83
10A	Schedule of programme for conduct of elections in the State	93
10B	Allotment of Symbols	94
10C	Allotment of reserved Symbols	95
10D	Allotment of exclusive Symbols	96
12A	Statutory Forms	109
12B	Non Statutory Forms	111
12C	Statutory Covers	111
12D	Non Statutory Covers	112
14A	Total Strength of Police Personnel available in the State	134
14B	Deployment of CAPF personnel	135
14C	Deployment of CAPF personnel - District Wise	136
14D	Deployment of Ex-Servicemen and Retired Police Personnel	137
14E	Strike Force Composition	139
14F	Details of seizure of explosives, weapons, etc	144
15A	Details of Press Meets Conducted	154
15B	Time allotted for political parites on AIR/DD	158
15C	Media Certification and Monitoring Committee composition	159
15D	MCMC -Appellate Authority	160
19A	Alternate documents prescribed by ECI for identification of voters	191
19B	Details of Repoll conducted	194
20A	Number of Counting Tables Used	199

Chapter 1

INTRODUCTION

1.1 The Preamble of the Indian Constitution declares India to be a democratic republic. With the successful experience of the last sixty years, India and democracy have become intertwined concepts and it is hard to imagine one without the other. Democracy, the very essence of our Constitution, has become our nation's identity. One of the most important features of the democratic polity is elections at regular intervals. Thus, to ensure that India continues to remain a vibrant democracy, conduct of elections becomes an integral part of Indian polity. Being a member of a democratic country gives citizens the right to vote, which is at the heart of every democracy. People, through exercise of this right have the ultimate power to shape the destiny of the country. They elect their representatives who run the Government and take decisions for the growth, development and benefit of all the citizens. Thus election cannot be viewed as an isolated event, but as the very foundation of good democratic governance.

1.2 This important role of conducting elections in a free and fair manner has been entrusted to the Election Commission of India (ECI). Article 324 of the Indian Constitution prescribes the role and responsibilities of the ECI. It acts as the guardian of Indian Democracy ensuring that the voice of every citizen is heard. ECI, being an autonomous body, has been insulated from political pressures and executive influence. Since Independence, as many as 15 Lok Sabhas have been formed through elections. The methodology of election is through adult franchise, whereby every citizen of India over 18 years of age is an eligible voter in the eyes of the Constitution.

1.3 The first General Election in India, also the first to be held on the basis of adult franchise, to elect the first House of the People was held in 1951-52. This was a simultaneous election for the Lok Sabha and all the State Legislative Assemblies. The second General Election held in 1957 was also a simultaneous election. From the third General Election in 1962 onwards, elections to the Lok Sabha gradually went out of step with the elections to the State Assemblies.

1.4 In Tamil Nadu, simultaneous elections were held till 1971 (i.e., the fifth General Elections). From the sixth General Elections held in 1977 onwards, the elections to the Lok Sabha did not synchronize with the elections to the State Legislative Assembly in Tamil Nadu. So also in 2014, when elections to the constitution of 16th House of People, was held exclusively for Lok Sabha in April, 2014. The following table gives the information about the year of conduct of General Elections to Lok Sabha, the electorate size and the poll percentage in Tamil Nadu :

Table No: 1 A

Year of General Elections	Electorate	No. of electors who voted	Percentage of electors who voted
1952	26980956	15620228	57.89
1957	17514993	8356337	47.71
1962	18675436	12843984	68.77
1967	20797325	15928296	76.59
1971	23064985	16566514	71.83
1977	27185924	18254144	67.14
1980	28113893	18767818	66.76
1984	30957439	22591943	73.09
1989	40027212	26764812	66.87
1991	39917777	25514736	63.92
1996	42486212	28438929	66.94
1998	45577323	26412069	57.95
1999	47733623	27676543	57.98
2004	47252275	28732954	60.81
2009	41620460	30390960	73.02
2014	55114867	40644282	73.74

1.5 Though the General Elections to the 16th Lok Sabha, 2014 were held in 9 phases in the country during April – May, 2014, in Tamil Nadu the elections were held in a single phase, i.e. in the 6th phase, on 24th April, 2014. Immediately on the announcement of the elections by the Election Commission of India on 5th March 2014, Model Code of Conduct came into force. The official Notification for conduct of elections in Tamil Nadu was issued on 29th March, 2014 and the same was republished in an extra-ordinary issue of the Tamil Nadu Government Gazette.

1.6 The constant thrust on the enrollment of all eligible voters in the electoral rolls by SVEEP programs led to considerable increase in the electorate from 4,71,17,767 at the time of General Elections to Tamil Nadu Legislative Assembly, 2011 to 5,51,14,867 during the General Elections to Lok Sabha, 2014. 6,503 polling stations were newly formed to facilitate the electors for their greater participation in electoral process. Totally, there were 60,817 polling stations set up in 27,955 Locations and 1,79,774 EVMs of Pre-2006/Post-2006/Upgraded Post-2006 version manufactured by BEL / ECIL were utilized. Polling personnel numbering 2.92 lakhs were deployed for poll duty and more than 3 lakh persons were on election related duties (including Zonal parties, Reception staff, village officers, etc.)

1.7 Various political parties (recognized, national and state parties as well as unrecognized and registered parties) fielded their official candidates. Many number of independents also filed nomination papers. Totally 845 candidates were in the fray

against 823 during 2009 Lok Sabha elections which constitutes nearly 3% increase in the number of contestants in the Lok Sabha Elections held in 2014 in Tamil Nadu. Maximum number of contestants was 42 from Chennai South Parliamentary Constituency, while 29 Nagapattinam (SC) Parliamentary Constituency was having the minimum number viz., 9.

1.8 ECI ordered for deployment of 140 companies of CPMF for ensuring conduct of peaceful, free and fair elections. This was in addition to 1,04,713 State police and 40,152 non-police personnel such as ex-servicemen, retired Policemen, Home Guards, Fire Service, Forest Service, NSS, Youth Brigade etc. Totally around 1.5 lakh men were deployed for security.

1.9 One of the new initiatives taken during this election was the implementation of an expanded and comprehensive structure of expenditure monitoring mechanism to curb Money Power. The Election Commission of India wanted to ensure that the illegal use of money does not play a decisive role affecting the electoral process in the State. 705 Flying Squads and 705 Static Surveillance Squads were deployed to seize the money meant for bribing the voters. In addition 235 Assistant Expenditure Observers, 298 Video Surveillance Teams, 235 Video Viewing Teams, and 39 Accounting Teams were also formed to effectively monitor the legal expenditure of the candidates. Central Police Force was also extensively deployed in expenditure control.

1.10 Effective implementation of the Systematic Voters' Education and Electoral Participation (SVEEP) Programme increased the awareness among public, especially urban people and youth, not only for enrolling themselves but also for exercising their franchise fairly and without fear. As a result, out of the total electorate of 5.51 Crores at the time of elections, 4.06 Crores electors turned up for casting their votes during the General Elections to Lok Sabha in 2014. The percentage of poll for the whole of the State was 73.74% against 73.02% recorded during the previous Lok Sabha Elections held in 2009. **In terms of absolute number of voters, this reflected an increase of 1,02,53,322 from the last election, while the increase in the previous LS elections was only 16,58,006. This represents highest increase in number of voters between any two elections.**

1.11 The conduct of General Elections to Lok Sabha, 2014 went on in Tamil Nadu in all 39 Parliamentary Constituencies peacefully without any major incident. Counting of votes was taken up on 16th May, 2014 in 42 Counting Centres (for 39 Parliamentary Constituencies). "Due Constitution" Notification under Section 73 of the Representation of the People Act, 1951 for the Sixteenth Lok Sabha was published on 18th May, 2014 by the Election Commission of India.

Chapter 2

ELECTORAL ROLLS

2.1 Summary Revision of Electoral Rolls, 2014

2.1.1 Electoral Roll is a listing of those registered to vote in an area. It is an Electoral Register prepared at Assembly Constituency level and it facilitates the process of voting. Since it helps to prevent fraud, an accurate and error free electoral roll is the most important pre-requisite for free and fair election. Otherwise a defective Roll would lead to electoral malpractices like bogus voting and impersonation. It is the Constitutional responsibility of the Election Commission of India (ECI) to ensure conduct of free and fair elections to the House of People and the Legislative Assemblies of States. For achieving this the ECI takes up revision of Rolls every year in two different ways viz., i) Intensive Revision and ii) Summary Revision. Besides, in the circumstances ECI directs so, Electoral Rolls are revised partly summarily and partly intensively also. Moreover the Commission can even order for Special Revision.

2.1.2 As per the directions of the Election Commission of India, Special Summary Revision of Electoral Rolls with reference to 01.01.2014 as the qualifying date was undertaken in the last quarter of 2013. The draft rolls for Special Summary Revision, 2014, integrating all the supplements in a single roll, were published in all the districts on 01.10.2013 and the final rolls were published on 10.01.2014.

2.1.3 The schedule of the Summary Revision, 2014 was as follows:

Table No: 2A

Activity	Date
Date of publication of draft electoral roll	1st October 2013
Period of filing Claims and Objections	From 1st October 2013 to 31st October 2013
Reading of relevant part/section of Photo electoral rolls in Grama Sabha / Local Bodies and RWA meetings etc. & verification of names	2nd October 2013 and 5th October 2013
Special Campaign Days	6th October 2013, 20th October 2013 & 27th October 2013 [except Sivaganga District where it was held on 26th October (Saturday)]
Final Publication of Rolls	10.01.2014

2.1.4 The Commission has directed that in an election year, at the time of final publication, the basic mother roll (integrated draft roll as published during draft publication at the beginning of the revision process) shall be reprinted reflecting the corrections/ deletions which have arisen during the revision, with the deletions listed in Supplement-1 being reflected in the reprinted mother roll by the word "DELETED" superimposed on the concerned elector detail box and corrections reflected by hash (#) sign. Accordingly the mother roll was reprinted along with the Supplement-1 and the final Electoral Roll, as on 1/1/2014, and published on 10th January, 2014. The total number of inclusions, deletions and modifications during the Summary Revision 2014 was as follows:

Table No: 2B

	Male	Female	Others	Total
Inclusions	13,22,223	14,30,219	667	27,53,109
Deletions	2,03,544	1,99,809	54	4,03,407
Modifications	2,55,816	2,27,382	40	4,83,238

2.1.5 As per the final Electoral Rolls of Summary Revision, 2014, the total electorate in Tamil Nadu was **5,37,52,682 (Male: 2,68,93,009; Female: 2,68,56,677; Others: 2996)**.

2.2 Preparation of final Electoral Rolls for Lok Sabha Elections, 2014

2.2.1 Since the General Elections to the Lok Sabha, 2014 were scheduled to be held before May 2014, i.e. after the publication of final rolls of Summary Revision, 2014, continuous updating of electoral roll was taken up during the interim period. In order to have accurate error-free electoral rolls for the General Elections to the House of People, the ECI issued comprehensive guidelines in its letter dated 11.12.2013. Among others the Commission had reiterated its directions on identification of duplicates and prevention of creation of duplicates and new errors. While reiterating prevention of wrong deletions, the following additional safeguards were also insisted by the Commission.

- i) There should not be any deletion/modification by the ERO after announcement of elections by the ECI. If it became necessary, the ERO shall make a reference to the Commission through the DEO and the CEO, and the Commission would take appropriate decision. No new applications for deletion or modification should be taken after announcement of elections.
- ii) The deletion and modification supplements along with the mother roll reflecting the changes carried out in these supplements should be printed immediately after the 10th day of announcement of elections. Before printing of supplements all applications received till the announcement of elections should be disposed of. Since the inclusion of names will carry on till the last

day of filing of nominations, the inclusion supplement shall be printed only after the last date of filing of nominations is over.

- iii) As soon as the inclusion supplement is printed after the last date of filing nominations and certainly within 3 days of last date of withdrawal of candidatures, the mother roll along with the modification, deletion and inclusion supplements should be given to the contesting candidates of recognized parties free of cost.
- iv) Three master copies of the complete electoral roll with deletion, modification and addition supplements and the mother roll reflecting changes in these supplements should be prepared. The ERO/AERO shall put his signature on each page of these master copies. The DEO, the ERO and the RO would keep one copy each under their custody. Contesting candidates shall be allowed to inspect these master copies at any time and compare them with the copies given to them. This shall ensure that the copies of the candidates are identical with the marked copy of the electoral rolls given to the Presiding Officers with the exception of PB, EDC mark on them. This will also ensure that no hand stamping of mother roll for deleted or modified entries will be required.

2.2.2 The Commission also directed for a Special Campaign to be held on 9.3.2014 when the rolls were made available at all polling stations. People were invited to check the rolls and submit applications for inclusion, if their names were not found in the rolls. On the day of special campaign totally 9,95,305 applications for inclusion were received. Another supplementary camp was held on 16.3.2014, in which 2,806 applications were received. District wise details are given in **Annexes 2.1 and 2.2**

2.2.3 Including the applications received on the special campaign day, the continuous updating of electoral rolls (during the period from 11.01.2014 to 05.04.2014 i.e., the last date for filing of nominations), saw the receipt of 14.20 lakh applications for inclusion of names of which 12.94 lakhs were admitted. (District and AC wise details given in **Annex 2.3**). In Chennai, Kancheepuram and Tiruvallur districts maximum number of Forms-6 (1.45 lakhs, 1.41 lakhs and 1.01 lakhs respectively) were received. 3830 numbers of Forms-7 were also admitted for deletion. These formed part of Supplement-2 prepared as on the last date for filing of nominations. (In the case of 83.Yercaud(ST) Assembly Constituency, it was Supplement-3 since the Supplement-2 was already prepared during the Bye-elections held on 04.12.2013 in that AC). The summary of additions, deletions and modifications during summary revision are as follows:

Table No : 2C

	Male	Female	Others	Total
Inclusions	6,27,415	6,66,293	355	12,94,063
Deletions	1,971	1,894	2	3,867
Modifications	42,913	35,219	9	78,141

2.2.4 With the result, as per the Electoral Rolls used for the General Elections to Lok Sabha, 2014 (i.e., reprinted mother roll + supplement-1 + supplement-2), the total electorate in Tamil Nadu was **5,50,42,876 (Male: 2,75,18,373; Female: 2,75,21,162; Others: 3,341)**. Constituency-wise details are given in Format 4B in **Annex 2.3**. (This figure does not include service voters 71,991)

2.3 Booth Level Officers (BLOs)

2.3.1 Based on the Commission's instructions, one Booth Level Officer (BLO) for each Part of the Electoral Roll was appointed throughout the State, to enable its up-to-date maintenance. Because of this institution, eligible voters can have easy access towards getting their names registered and also the names of dead and shifted voters can be periodically weeded out. Being the custodians of rolls at the local level, the BLOs are accountable for ensuring the fidelity of electoral roll. They were expected to carry out periodic field verification to identify the missing and surplus names and take action for inclusion and deletion, as the case may be. They were also mandated to maximize the EPIC coverage. The BLOs are regular Government servants who are given an honorarium for taking up the responsibilities of BLO. While the aim was to get local residents appointed as BLOs, in absence of available Government servants, those working in the polling station areas were also appointed as BLOs in such cases. The total number of BLOs appointed were 60,418 for the 60,418 parts, of which the local BLOs were 39,413. Of the total BLOs, there were 16,286 teachers and 17,132 were from Revenue Administration. The district-wise details of BLOs appointed during the General Elections to Lok Sabha, 2014 in the state are given in **Annex 2.4**.

2.4 Booth Level Agents (BLAs)

2.4.1 For ensuring active participation of political parties in the electoral roll revision process, the ECI called for appointment of Booth Level Agents by the recognized parties for each polling station. During the Special Summary Revision, 2014, the District Election Officers were directed by the Commission to persuade the Political Parties to identify and appoint a Booth Level Agent (BLA) at each polling station level to work in coordination with the BLO concerned in the revision process, including taking part in Special Campaign for the Special Roll Revision process on 6th, 20th and 27th October, 2014. On these Special Campaign dates, the BLOs had to go through the voter rolls with BLAs of the recognized political parties of the State to identify the corrections. However, there was only mixed response from the side of political parties with the appointment of only 1,39,408 BLAs. The details are given in **Annex 2.5**.

2.5 Analysis of health of electoral rolls

2.5.1 Clean and error-free Electoral Roll is the pre-requisite for the conduct of free and fair elections. One of the ways to assess the correctness of the rolls is to

analyze certain indicators such as the Elector - Population ratio, Gender ratio and Age-cohort ratios. To analyze the health of Electoral Rolls, the Election Commission of India had prescribed certain Formats since the Summary Revision of 2008. This includes comparison of the electorate strength and sex ratio with that of the projected population (male & female) not only with the total in 18+ age-group but also age cohort-wise. The status of EPIC coverage as well as images in the electoral roll is also covered in one of the Formats.

2.5.2 As per the Rolls utilized for the General Elections to Lok Sabha, 2014, the gender ratio for the State Electoral Rolls was 1000 against 998 as per the projected Census 2011 sex ratio. District and Assembly Constituency-wise details are given in **Annex 2.6** (Format 1B).

2.5.3 Further, as per the data received from the districts, 102.46% of the total eligible electors were enrolled in the Electoral Rolls of the State. The total projected 18+ population was 71.52% of the total projected census population while the electoral strength ratio to the total projected population (EP ratio) was 73.28%. The minor difference may be due to the fact that there may be some error in the projected population, which have been projected based on the trend in 2001-2011 and not on the real time trend Of 2011-2014. The District / Assembly Constituency-wise details are given in **Annex 2.7** (Format 2B).

2.5.4 However, cohort-wise analysis reveals under representation of the 18-19 age group. For this group only 61% of the eligible voters had been enrolled – against the requirement of 3.30 % of population being of 18-19 age group, only 2.01% were there in the electoral rolls as compared to the entire population. The District / Assembly Constituency-wise and Age-cohort wise details are given in **Annex 2.8** (Format 3A and 3B).

2.5.5 The photo coverage in the Photo Electoral Rolls was 100% and the EPIC coverage ratio was also 100%. Assembly Constituency-wise details are given in **Annex 2.9** (Format 5B), **2.10** (Format 5C) and **2.11** (Format 5D).

2.5.6 The total number of service voters was 71,991. Of these male were 53,625 while female were 18,366. The Assembly Constituency-wise details are given in **Annex 2.12** (Format 7).

2.6 Roll Observers

2.6.1 For ensuring preparation of error-free and clean electoral roll, the Election Commission had appointed 10 Roll Observers on a zonal basis in the State. They were mandated by the Commission to oversee the process of updating of the electoral roll during the Special Summary Revision,2014. The Roll Observers helped District Election Officers in the preparation of defect free Rolls. Chief Electoral Officer gave them a briefing about the latest instructions of the Commission regarding the BLOs, the BLAs and the Roll Revision process. Following were the observers and the districts allotted to each:

Table No: 2D

Sl. No.	Name of the Observer and post held	Districts allotted
1	Thiru.S.Murugaia, IAS., Managing Director, TANSI, Thiru-Vi-Ka Industrial Estate, Guindy, Chennai – 600 032.	Dharmapuri, Krishnagiri, Salem
2	Dr.M.Veera Shanmugha Moni, IAS., Commissioner, Treasuries & Accounts, Saidapet, Chennai – 600 015	Ariyalur, Perambalur, Tiruchirappalli, Cuddalore
3	Thiru.K.Sellamuthu, IAS., Managing Director, Tamil Nadu Housing Board, Chennai – 600 035	Chennai, Tiruvallur, Kancheepuram
4	Thiru.A.Mohammed Aslam, IAS., Commissioner, Directorate of Minorities Welfare, 807, Anna Salai, Chennai – 600 002	Villupuram, Tiruvannamalai, Vellore
5	Thiru.Ashish Chatterjee, IAS., Addl.Commissioner, (Disaster Management & Mitigation) Revenue Administration, Chepauk, Chennai – 600 005	Madurai, Theni, Virudhunagar
6	Thiru.N.Mathivanan, IAS., Director, Social Defence, 300, Purusawalkam High Road, Chennai – 600 010	Kanniyakumari, Thoothukudi, Tirunelveli
7	Thiru.Anil Meshram, IAS., Director, Agricultural Marketing and Agri Business, Thiru-Vi-Ka Industrial Estate, CIPET-II Main Road, Guindy, Chennai – 600 032	Coimbatore, The Nilgiris, Tiruppur, Erode
8	Thiru.J.Chandrakumar, IAS., Director, Land Reforms, Chepauk, Chennai – 600 005	Ramanathapuram, Sivaganga, Pudukottai
9	Thiru.Rajendra Ratnoo, IAS., Managing Director, Tamil Nadu Medical Service Corporation, 517, Pantheon Road, Egmore, Chennai – 600 008	Namakkal, Karur, Dindigul
10	Thiru. V.Arun Roy, IAS., Managing Director, Poompuhar Shipping Corporation, 692, Anna Salai, IV Floor, South Wing, Nandanam, Chennai – 600 035	Nagapattinam, Thanjavur, Thiruvavarur

2.6.2 The ECI indicated in its order the number and time of visits by the Roll Observers to the districts allocated to them to monitor the revision process as follows:

- a. First visit during the period of receipt of claims and objections.
- b. Second visit during the period of disposal of claims and objections by the EROs, and
- c. Third visit at the time of verification of the working copy by the BLOs, and final publication of the roll.

2.6.3 Wide publicity was given by the District Election Officers about the visits of the observers along with their contact numbers. They met the public and recognized political parties at pre-announced time and place. A few polling stations in each Assembly Constituency were also visited by them. After their tour in the respective districts the Roll Observers submitted detailed report to the Commission through the Chief Electoral Officer. By this the Roll Observers played a vital role in maintaining the integrity and sanctity of Rolls.

2.7 Distribution of EPIC

2.7.1 As an attempt to improve the fidelity of electoral rolls and to evolve methods for eradicating bogus voting, the Electors Photo Identity Cards (EPIC) program was taken up by ECI, which was later supplemented with the process of creation of Photo Electoral Rolls (PER). Earlier, the EPIC coverage was taken up in phases in the State starting from the year 1996. But from recent years EPIC is generated simultaneously along with enrolment of the elector in the Roll and distributed without much loss of time. Tamil Nadu was one of the earliest states to reach the target level of 100% PER and EPIC in the year 2011. Since then this figure has been maintained and it remained so for the elections to the Lok Sabha, 2014. (Details are given in **Annex 2.9**, Format 5B)

2.7.2 The new voters who had been enrolled during the Special Summary Revision, 2014 were given their EPICs on the Fourth National Voters' Day (NVD) celebrated on 25th of January 2014, provided they were present in the 28,611 NVD functions held in their Polling Station Area / Taluk Head Quarters/District Head Quarters. Totally 15,48,920 voters received their EPICs on the NVD, of which 5,49,957 were in the 18-19 age group. Those who could not collect their EPICs on the NVD were given their EPICs at their houses by the BLOs.

2.8 Overseas Electors

2.8.1 The newly added Section 20A of Representation of the People (Amendment) Act, 2010 provides that every citizen of India whose name is not included in the electoral roll, and who has not acquired the citizenship of any other country, who is

absenting from his place of ordinary residence in India owing to his employment, education or otherwise outside India (whether temporarily or not) shall be entitled to have his name registered in the electoral roll in the constituency in his place of residence in India as mentioned in his passport. In the notification regarding the consequential amendments to the relevant portions of the Registration of Electors Rules, 1960, the format of Form 6A was prescribed for applying for inclusion of name of non-resident Indians in the Electoral Rolls. A notification under Rule 8A of the Registration of Electors Rules, 1960 was also published in an extraordinary issue of the Tamil Nadu Government Gazette, dated 18th February, 2011. The gazette notification along with the addresses of all the Electoral Registration Officers in Tamil Nadu was sent to the Ministry of External Affairs, Government of India for forwarding it to all foreign missions of the Central Government. The notification along with Form 6A was also hosted on the website of Chief Electoral Officer, Tamil Nadu.

2.8.2 However, till the finalization of electoral rolls for the General Elections to Lok Sabha, 2014, only 127 overseas elector had come forward for enrollment in Tamil Nadu.

2.9 Voter Slips

2.9.1 Till recent past, the political parties were distributing voters' slips to the electors at the time of general/bye elections. However, there were complaints of malpractice from various quarters including electors. So prior to the General Elections to the Tamil Nadu Legislative Assembly, 2011, the Election Commission of India had directed that voter slips, including the photograph of the voters, if available in the photo electoral roll, be distributed to all enrolled voters by the District Administration to facilitate the voters to know where he/she is enrolled as a voter at given location of polling station and what is the voters' serial number in the said roll.

2.9.2 During the General Elections to Lok Sabha, 2014 also, the ECI included voter slip in the list of alternative identification documents a voter could produce for the purpose of casting one's vote in the polls. To ensure the sanctity of the voters' slip, the Commission directed that the voter slip should be authenticated by the Electoral Registration Officer/Booth Level Officer concerned before distribution. The Commission had prescribed the following format for the voter slip:

Table No: 2E

Election to the Legislative Assembly of _____	
Voter Slip	
No. and Name of AC _____	<div style="border: 1px solid black; width: 80px; height: 80px; margin: 0 auto; display: flex; align-items: center; justify-content: center;"> PHOTO </div>
Part No. _____	
Name: _____	
Sex: _____	
EPIC No. _____	
Father's/Mother's/Husband's name: _____	
Voter Serial Number: _____	
Polling Station No.& Name _____	
Poll Date, Day and Time _____	
<p>Note.1 This Voter Slip can also be produced as an identification document.</p> <p>Note.2 Bringing this voter slip to the Polling Station is, however, not compulsory. It is issued only as convenience to electors.</p> <p>Note.3 If this voter slip does not have a photograph or it has wrong particulars or photograph, the voter can still be allowed to vote based on alternate identity documents permitted by Election Commission of India.</p>	
Date: _____	Signature and stamp of Returning Officer/BLO

2.9.3 Due to the special efforts taken by the District Election Officers/ Returning Officers in all the 39 Parliamentary Constituencies, 94.25% of electors were distributed with voter slips. This is one factor which is said to have caused a remarkable increase in voters' turnout at each Polling Station for exercising their franchise. Following three pronged strategy yielded good result in the distribution of voters' slips.

- i) The BLOs were directed to go from house to house over one week period, which was advertised locally, and distribute the slips to maximum number of voters.
- ii) Special camp was organized at the polling station locations for the voters to come and get the voters' slip, if the BLO had not given the same to them.
- iii) On the polling day (24.04.2014), Facilitation Desks were opened at the Polling Stations, where the balance voters' slips were kept for distribution to voters who had not received the same.

2.9.4 The effective distribution of voters' slip by the Government machinery made most of the political parties not to run their facilitation centres at the polling stations on the polling day. The coverage of voters slip distribution in each district is furnished in the **Annex 2.13**.

Chapter 3

POLLING STATIONS

3.1 Setting up of Polling Stations

3.1.1 To ensure that voters cast their vote in safe, secure and secret manner, Election Commission of India (ECI) has mandated setting up of polling stations where the electors come and exercise their secret ballot. Polling Stations are usually located in places/ buildings used normally for other purposes such as schools, government offices, etc. Section 25 of the Representation of the People Act, 1951, envisages provision of sufficient number of polling stations by the District Election Officer (DEO), for every Constituency, the whole or greater part of which lies in his/her jurisdiction. Normally, a polling station would be having a well-defined polling area, covering not more than 1,200 electors in rural areas and 1,400 electors in urban area. Further, a polling station should not be more than 2 km from anyone's place of residence. However, ECI has also specified that newly created polling stations should have at least 300 voters.

3.1.2 Further, at the time of elections auxiliary polling stations need to be set up when the number of electors exceeds the limit prescribed by the Election Commission of India. The Commission had also mandated that the auxiliary polling station shall be located in the same building or in the premises of the original polling station and it shall have the same serial number as that of the original polling station.

3.2 Rationalization of Polling Stations / Parts before the draft publication under Special Summary Revision, 2014

3.2.1 The polling stations were reorganized in 2013 prior to the Summary Revision of Electoral Rolls with reference to 01.01.2014 as the qualifying date. Accordingly, the DEOs were requested to send the proposals for re-organization of Parts / Polling Stations. The reorganization/ rationalization of Polling Stations / Parts was taken up to be completed before or together with the preparation/ publication of draft electoral rolls in the Special Summary Revision, 2014. The proposals sent by the District Election Officers, after due publicity in the local areas and consultation with political parties, were forwarded to the Election Commission of India. The Commission approved all the proposals. As a result of this rationalization, the total number of polling stations increased from **58,761** to **60,418**.

3.3 Modifications to the list of Polling Stations before the General Elections to the Lok Sabha, 2014

3.3.1 Due to the addition of new voters during the Summary Revision 2014 and the Continuous Revision before the last date of filing of nominations to the General Elections to the House of People, there was high increase in the number of electors in some of the Polling Stations of each Assembly Segment of all Parliamentary Constituencies. Since conducting elections at these polling stations with number of voters more than the norms would have led to delay and disturbance, instructions were given to the DEOs to bifurcate such stations and convert them into auxiliary Polling Stations. Also bad condition of certain existing Polling Stations necessitated changes of buildings housing those polling stations. The existing polling stations were relocated to the available new buildings within the same campus. Further, change of nomenclature of the location of the polling stations became necessary consequent on the up gradation / down gradation of the schools wherein Polling Stations were located. Accordingly, the District Election Officers were requested to examine the list of polling stations on the above aspects and send proposals for changes, wherever required. The Election Commission of India accorded approval for all such proposed changes before the conduct of the General Elections to the Lok Sabha, 2014. The District Election Officers were instructed to update the Control Table Data Base (CTDB) with reference to the above changes/creations and give wide publicity for the relocation of Polling Stations.

3.3.2 Following are the details of creations and changes of polling stations approved by the Election Commission of India.

Table No: 3A

i.	New Auxiliary PSs set up	399
ii.	Change of location/ building of PSs	2,447
iii.	Change of Nomenclature of PSs	4,700

3.3.4 At the time of the General Elections to Tamil Nadu Legislative Assembly, 2011, there were **54,314** polling stations in the State. Consequent on the subsequent re-organization of the polling stations, the number of polling stations (including the auxiliary and new polling stations) went up to **60,817** during the General Elections to Lok Sabha, 2014. The district wise position is set out in the **Annex 3.1**. Of the 60,817 polling stations, **22,621** are urban polling stations, while **38,196** are rural. These polling stations are spread over **27,955** locations, with 7,262 in urban and 20,693 in rural areas. **Annex 3.2** (Format 6) sets out the Parliamentary Constituency wise details.

3.4 Zonal Mapping and Zonal Plans

3.4.1 The Constitution of India has mandated that the Election Commission of India is responsible for administering all the electoral processes in a free and fair manner. Zonal Mapping and zonal plans are the weapons in the armory of the ECI for ensuring conduct of free and smooth elections to the House of People and State Legislatures. The Commission has given exhaustive instructions for Zonal Mapping and the preparation of Zonal Plans in its Letter No.464/TN-LA/2011/856, dated: 20.01.2011. Accordingly, District Election Officers were directed to break each Assembly Segment of the Parliamentary Constituencies into smaller routes / sectors comprising 10 polling stations on average. If the Number of polling stations at any single location was more, a higher number of polling stations in that route/sector was allowed, subject to maximum of 15 to 18 polling stations comprised in maximum four locations. Further, the polling stations comprised in a zone were to be geographically contiguous enabling shorter travelling distance in the zonal routes. Each zone was placed under a Zonal Officer (Sector Officer) who was responsible for preparing an 'Election Plan' for the zone under his/her charge. The Zonal Officer (Sector Officer) got the responsibilities which the Returning Officer was expected to play in his/her Constituency. For practical purposes the Zonal/Sector Officer was the returning officer of the zone concerned.

3.4.2 The Zonal (Sector) Officers had to prepare the zonal plan, consisting of, amongst other things, the route map of the zones from the first polling station to the last polling station and the contact details of helpful persons and the details of anti-social elements. The zonal plans were prepared in such a way which provided comprehensive details about all polling stations comprised in the zone (sector) as a handy reference. Zonal (Sector) Officers did a physical check of the route map and the polling stations falling under it and got them ready for conducting elections. Alternate routes to particular polling stations were also identified, during their first visit, for use at the time of any emergency/ contingency. At the time of 2nd visit the Zonal (Sector) Officers covered the hinter land of the Polling Stations concerned, contacted the electors and updated the vulnerability mapping. Latter when the police force was attached, the Zonal (Sector) Officers accompanied the police mobile force for area familiarization / domination in an organized manner. The Zonal (Sector) Officers were also entrusted with the responsibility for conducting training of polling station personnel.

3.4.2 Totally, 5,325 zones (sectors) were formed for the 60,817 polling stations in 234 Assembly Segments of 39 Parliamentary Constituencies in Tamil Nadu at the time of General Elections to Lok Sabha, 2014. A statement is annexed in **Annex 3.3**.

3.4.3 The zonal plans to be prepared by the zonal officers included preparation of route maps, chalking out alternative routes, listing out vulnerable habitations, identifying troublesome and helpful persons, and the phone numbers of all relevant persons. Sample zonal plans are annexed in **Annex 3.4**.

3.5 Vulnerability Mapping

3.5.1 One of the important prerequisites of free and fair elections is an atmosphere in which each and every elector is able to access the polling station without being obstructed or being unduly influenced by anybody. Undue influence is an electoral offence under section 171C of IPC. Section 123 (2) of Representation of the People Act, 1951 which designates any direct / indirect interference or attempt to interfere on the part of the candidate or his agent, or of any other person with the consent of the candidate or his election agent with the free exercise of any electoral right, is a corrupt practice. Taking due cognizance of the role being played by the muscle and money powers in the elections and taking into account of certain prevailing socio economic realities of the electoral politics, the ECI had issued suitable instructions to curb the menace of threat and intimidation at election by identifying the locations or habitations within a polling station area vulnerable for such threat and intimidation. Following are the specific instructions of the Election Commission of India communicated in its letter No.464/INST/2007-PLN-1, dated 12.10.2007 and implemented with utmost care during General Elections to Lok Sabha, 2014:

- ❖ The Zonal (Sector) Officers shall visit the catchment area of the Polling Stations coming under their respective Zones for identifying villages/ hamlets/habitats and segments of electorate vulnerable to any kind of threat, intimidation or interference with exercising electoral rights. The local civil authorities such as BDOs including the Police Officers of local Police Stations are also to be consulted and their inputs taken into account.
- ❖ The Returning Officers shall finalize the vulnerability mapping for the Assembly Segments of their respective Parliamentary Constituencies, Polling Station wise in a prescribed format based on the identification of source of threat/intimidation and names of persons who are likely to spearhead undue influence besides the points of contact to gather information then and there. The past incidents and current apprehensions are also to be taken into account.
- ❖ The District Election Officers and Superintendents of Police shall prepare an action plan to deal with the potential threats and intimidation points identified. The action plan shall aim at binding the identified trouble mongers under appropriate sections of the Law, Preventive detention if required, forcing their appearance at local Police Stations at reasonable intervals to ensure that such intimidation/obstruction do not really happen on the poll day.

- ❖ The District Election Officers and Superintendents of Police shall initiate confidence building measures to bolster the voters' confidence about the arrangements for free and fair poll. They shall visit such locations, meet the communities concerned and explain the arrangements made for free and fair poll.
- ❖ All these measures shall be taken absolutely in non-partisan manner without fear or favour towards any particular candidate/party.
- ❖ The DEOs/ROs shall handover the details of vulnerability mapping to the observers on their arrival who in turn shall visit such locations and interact with the voters in addition to constant monitoring of the developments.
- ❖ Zonal (Sector) Officers shall make regular visits to those villages and hamlets in advance and collect information and keep the senior officers informed.
- ❖ District Election Officers shall arrange for locating dedicated police teams, for cluster of vulnerable pockets, at convenient points enabling them to move to particular vulnerable pocket without any loss of time on the poll day.
- ❖ The Zonal (Sector) Officers shall inform the Returning Officer concerned immediately if some section of voters from any of the vulnerable points are conspicuously absent for casting votes so that the Returning Officer and District Election Officer could dispatch dedicated squads to ascertain the exact reason for the situation and initiate effective intervention to ensure that the voters concerned can exercise their franchise.
- ❖ After the closing hours on the poll day all the Zonal(Sector) Officers shall submit a special report, Polling Station wise to the ROs concerned as to whether voters from the vulnerable pockets were able to vote or not.
- ❖ Returning Officers shall instruct the Presiding Officers of the Polling Station to submit a report about low percentage of voter turnout if any with reference to vulnerable habitats within the Polling Station area.
- ❖ The Commanders/Assistant Commanders of the CPMF are to be given list of vulnerable locations for paying special attention on them when the CPMF arrive in advance for area domination besides visiting such vulnerable pockets on the day of poll as a confidence building measure. Any obstruction caused to the voters and come across by CPMF is to be informed to the RO/District Election Officer/SP/Observer and Zonal (Sector) Officer for immediate action.
- ❖ The Observers, as per instructions of ECI, shall submit a report to Commission before poll and on poll day regarding vulnerable habitats besides taking

appropriate action as mentioned in previous paragraphs. They shall also make a special mention about this in their final reports to the Commission.

- ❖ Accountability of various police and civil officials for vulnerability mapping and follow up shall be clearly defined with reference to each polling station/ Constituency. Severe disciplinary action shall be taken against the erring officials in case of negligence of duty.

3.5.2 Based on the guidelines issued by ECI, 7856 polling stations were identified as having vulnerable hamlets. Detailed statement is given in **Annex 3.5**

3.6 Grading of Polling Stations based on Criticality

3.6.1 ECI has prescribed certain objective criteria for polling stations to be identified as critical:

- i) An analysis of PS-wise number of voters with EPIC and without EPIC
- ii) Survey of missing voters under two categories, i.e. missing voters with family links and missing voters without family links
- iii) Low % of votes recorded in previous elections
- iv) If the % of votes recorded by any candidate in any polling booth is 75% of the total votes polled and the voting % in the polling booth is 90% or more
- v) Presence of vulnerable hamlets
- vi) History of re poll, past incidents, etc.

3.6.2 One or all of the following special measures were put in the locations of individual and clusters of critical polling stations:

- The presence of CPF to safeguard the polling station
- Deployment of Micro – Observer inside the PS
- Digital camera or video camera or web camera positioned in the polling station
- Proper verification of identification documents and recording in the Register of Voters (in Form 17A) the nature of document and its number
- Giving list of critical PSs to the Commanding / Asst. Commanding Officers of CPF to keep an eye on such PSs

3.6.3 The detailed guidelines issued by the Election Commission of India, helped the DEOs to a great extent in preparing the lists of vulnerable and critical polling stations, in respect of all the Parliamentary Constituencies, in consultation with the Observers and the SPs of the districts. Totally 9224 polling stations were identified as critical. A district-wise statement is annexed in **Annex 3.6**.

3.7 Model Polling Stations.

3.7.1 This election, ECI also encouraged setting up of model polling stations by the DEOs where the experience of voting by the electors should be very pleasant. Towards this end, 46 model polling stations were setup in the State where higher level facilities like traditional reception, lights, signages, good quality furniture (like sofas), toilets, display of 'Do's and Dont's', chairs, fans for waiting voters, refreshments (such as butter milk), health centres, etc., were provided.

Chapter 4

ELECTION MACHINERY

4.0 The General Elections to the Lok Sabha, 2014 was conducted in a single phase in Tamil Nadu on 24.04.2014. Conducting of elections involving more than 5.5 crore voters involves a massive mobilization of manpower and materials. Further, a large component of manpower mobilized had to be personnel working in other departments who are mobilized only in this period for election purposes, and the full time election machinery is very skeletal in nature in the state and the districts.

4.1 Manpower

4.1.1 In Tamil Nadu, the Chief Electoral Officer was the head of the team running the electoral administration. A Special Chief Electoral Officer, two Joint Chief Electoral Officers, one Officer on Special Duty and one Deputy Chief Electoral Officer in the cadre of Deputy Secretary assisted the CEO. The Special Chief Electoral Officer (in the cadre of Special Secretary) was in charge of the conduct of elections, polling personnel, counting centers, deployment of force, disciplinary matters relating to officials on election duty, law and order, vulnerability mapping, zonal officers, zonal maps, expenditure monitoring and enforcement of model code of conduct. Voters statistics, polling stations, basic facilities at polling stations, material management, communication plan, SMS based Poll monitoring, webcasting, control rooms were the subjects entrusted to the Joint CEO(IT). Systematic Voters Education and Electoral Participation (SVEEP) awareness measures, Training of polling personnel and coordination with the media were the subjects dealt with by the Joint Chief Electoral Officer (SVEEP). The Dy. Chief Electoral Officer was dealing with the subjects of postal ballot/ballot papers, observers, consolidation of reports and audit. Three additional sections were created during the election period in addition to the seven sections already in existence. The service of a former retired Special Chief Electoral Officer was utilized as Officer on Special Duty for effective coordination between the office of the CEO and the District Election Officers.

4.1.2 The District Collectors had been notified, under Section 13AA of the Representation of the People Act, 1950, as District Election Officers in all the Districts except Chennai. For Chennai district, the Commissioner, Corporation of Chennai had been notified as the District Election Officer. All of them assisted the CEO to run election machinery during General Election to Lok Sabha, 2014.

4.1.3 For the purpose of maintenance of electoral rolls, there were Electoral Registration Officers in the rank of Revenue Divisional Officers for rural constituencies, while Commissioners / Deputy / Assistant Commissioners / Zonal Officers of Corporation were notified as Electoral Registration Officers in the Urban Constituencies of Coimbatore, Madurai, Tiruchirapalli, Erode, Tiruppur, Salem and

Thoothukudi. The Taluk Tahsildars and Municipal Commissioners were notified as Assistant Electoral Registration Officers. In respect of Chennai City, seven Zonal Officers of the Chennai Corporation had been notified as Electoral Registration Officers and the Assistant Revenue Officers of the respective zones had been notified as Assistant Electoral Registration Officers. They were again only part time election officers whose primarily responsibility was in their parent department.

4.1.4 Further, for the conduct of elections regular officers of the state Government were designated as Returning Officer (RO), with one RO for each Parliamentary Constituency (PC). They were assisted by 12 Assistant Returning Officers (AROs) in each Parliamentary Constituency, at an average of 2 AROs for each Assembly segment in a PC. All the District Election Officers were requested to furnish the details of changes if any, in the list already approved by the Election Commission of India, of Returning Officers and Assistant Returning Officers of Parliamentary Constituencies. The proposals received from the District Election Officers were processed, concurrence of the State Government was obtained and the same was forwarded to the Election Commission of India for approval. After approval of the Election Commission of India, the same was published in the Extra-ordinary issue of Tamil Nadu Government Gazette No.12, dated 22.1.2014. The lists of District Election Officers are given in the **Annex 4.1**, while the ROs and AROs are listed out in **Annex 4.2** and **Annex 4.3** respectively.

4.1.5 The district election machinery was further strengthened during the election period by providing a Personal Assistant (Elections), (a deputy collector level gazetted officer) to all districts. These Officers were responsible for overall coordination in the district for the conduct of elections.

4.1.6 Further, a **Nodal Officer** system, first introduced at the time of General Elections to Legislative Assembly, 2011, was implemented during the General Elections to Lok Sabha, 2014 also since it had yielded good result earlier. Both in CEO's office and the offices of the DEO, separate Nodal Officers were designated to look after specific areas of election process. Some of the areas for which nodal officers were appointed were

1. Expenditure Monitoring,
2. Ballot papers (including Postal Ballots),
3. Computerization (including Nomination),
4. Observers (including Electoral roll, BLO's & Polling stations),
5. SMS Monitoring & communication plan (including web casting),
6. Helpline (including control room & call centre),
7. Manpower management (including Polling Personnel, Personnel welfare, Micro Observers),

8. Counting,
9. EVM Management,
10. Material Management,
11. Media/Communication & SVEEP,
12. Law & Order(including vulnerability mapping, District security plan),
13. Election planning,
14. Transport Management,
15. Training Management,
16. Model Code of Conduct.

4.1.7 As far as IT issues were concerned, CEOs office had a System Manager on contract basis in its office who was overall in- charge of IT issues in the state. Manpower support to him was given by M/s CMC Limited, the State Level Agency (SLA) handling the computerization of roll and other election related works. The manpower provided by it at the state level in the Chief Electoral Officer's office, was one team under a Programme Manager of CMC Limited, while at District level, one Programmer and one Assistant Programmer were provided to each district by the SLA, viz., CMC Limited, on contract basis. Districts having more Assembly Segments were provided with two Assistant Programmers. Further, each Assembly Constituency had one EPIC Operator provided by the SLA.

4.1.8 For the elections, additional IT personnel were provided in each district in the form of 361 Data Entry Operators at the rate of one operator for each Assembly Constituency, one Data Entry Operator in each ERO Office and one Date Entry Operator in each DEO Office.

4.2 Transfer and Disciplinary Control

4.2.1 Article 324 of the Constitution has vested powers with the Election Commission of India for conduct of all elections to Parliament and to the Legislature of a State. To ensure that the elections are conducted in a free,fair and peaceful manner, ECI has prescribed certain norms for deployment of officers who are connected directly or indirectly with conduct of elections. By this no officer connected with elections, directly or indirectly, was allowed to continue in their present district of posting:

- i) If she / he is posted in her / his home district; or
- ii) If she / he has completed three years in that district during the last four years or would be completing 3 years on or before 31.5.2014.

4.2.2 Section 13CC of the Representation of the People Act, 1950 and Section 28A of the Representation of the People Act, 1951 stipulate that all officers

connected with preparation of electoral roll and conduct of elections are under the disciplinary control of Election Commission of India. As per the above provisions of both the Acts, all the officers, right from the Chief Secretary to the Village Administrative Officers are deemed to be on deputation to the Election Commission of India during the period of Conduct of Elections and accordingly, all of them are subject to control, superintendence and discipline of Election Commission of India. Home Department also issued a Notification under section 28A vide G.O. Ms. No.260, Home (Police-XIII) Department, dated: 28.3.2014 declaring all Police Officers from the level of Director General of Police, Additional Director General of Police (Law & Order), all Additional Directors General of Police, all Inspectors-General of Police, all Zonal Inspectors-General of Police, all Deputy Inspectors-General of Police, all Commissioners of Police, all Superintendents of Police and all police officials subordinate to them and up to the level of Police Constables (including Home Guards) and any other Police Officer performing in any way election related duties, as Designated Officers for the conduct of General Elections to the Lok Sabha, 2014. This was published in the Extra-ordinary issue of Tamil Nadu Government Gazette No.72 Dated 29.3.2014.

4.2.3 After the notification was issued under Section 28A of the Representation of People Act, 1951, the Election Commission effected the transfer of three District Election Officers (Vellore, Salem and Erode), one Commissioner of Police (Chennai) and one Superintendent of Police (Namakkal). Further, ECI also appointed a Director General of Police (Elections) with instructions that the entire police machinery associated with elections would report exclusively to him only.

4.3 Polling Personnel

4.3.1 Presiding Officers and Polling Officers are the personnel who play a vital, critical and decisive role in successful conduct of elections. Under Section 26 of the Representation of People Act, 1951 the District Election Officer is the appointing authority for Presiding Officers and Polling Officers for the polling stations. As per the amended provisions of Section 159 of the Representation of the People Act, 1951, it is obligatory on the part of every Local authority, University, a Government Company under Section 617 of the Companies Act, 1956 and any other institution, concern or undertaking covered under a Central Provincial/State Act or under financial control of Central/State Government to make available their staff necessary for the performance of election duties.

4.3.2 However, the employees of essential services departments/ institutions/ organizations etc., are exempt from the election duty. The exempted personnel are as follows:

- i) Police and members of the Tamil Nadu Fire Service and Senior officers of the Indian Forest Service.
- ii) Territorial staff of Forest Department.
- iii) Home Guards (unless the situation warrants).
- iv) Medical or Veterinary Officers and Compounders employed in hospitals and dispensaries and staff employed in Medical, Nursing and other ancillary branch of Government Medical Institutions including Medical Practitioners.
- v) Officers working in Grade-B (Cattle Extension Officer) in Veterinary Hospital.
- vi) Officers of the Public Health Department actually engaged in operations for the suppression of epidemics.
- vii) Executive Officers engaged in construction work on Irrigation and Hydro-Electric Projects.
- viii) Revenue Divisional Officers, Tahsildars, Deputy Tahsildars and Election Deputy Tahsildars (these officials will be serving as Supervisory/Zonal Officers).
- ix) Officers and members of the establishment of Jail Department (District Probation Officers are not exempted).
- x) Officers and staff engaged in operation, maintenance and construction works under the Electricity Board.
- xi) Staff employed in Post Offices, Telegraph Offices and Railway Stations (staff in other Offices of these departments should be taken into account).
- xii) Traffic and Operation staff in the Transport Department.
- xiii) School teachers working as extra departmental Post Masters.
- xiv) Technical staff working in the Central Government Departments and Undertakings such as Neyveli Lignite Corporation, etc.
- xv) All Judicial Officers and Magistrates of the Judicial Department.
- xvi) All the staff of the Dairy Development Department and Tamil Nadu Co-operative Milk Producers' Federation Limited except the administrative staff at the headquarters at Chennai of the Dairy Development Department.
- xvii) Para-Military forces, e.g., the Central Industrial Security Forces, Indo-Tibetan Border Police, Central Reserve Police, Border Security Force and the Assam Rifles under the control of the Ministry of Home Affairs.
- xviii) All the staff of the Legislative Assembly Secretariat.
- xix) The Officers and Staff of All India Radio and Doordarshan.

- xx) Officer/ Staff of Commercial Bank located in rural area and if happens to be a single officer branch.
- xxi) Collectors if satisfied may grant exemption for:
- a. Officers and subordinates in charge of fish curing yards and
 - b. One Clerk and one Office Assistant in each Sub-Registrar Office.
 - c. Physically Challenged persons: Personnel with following disabilities defined under “The Persons with Disabilities (Equal Opportunities, Protection of Rights and Full Participation) Act, 1995” are exempted,
 - Blindness;
 - Low vision;
 - Leprosy –Cured;
 - Hearing impairment;
 - Loco motor disability;
 - Mental Retardation and
 - Mental illness.
- xxii) Officials of C.B.I., I.B and RAW and Other Intelligence Agencies
- xxiii) Operational and technical staff of BSNL, MTNL, UPSC and educational institutions. However, they may be deployed for election duty in unavoidable circumstances.
- xxiv) Officers and staff of Central Warehousing Corporation.

4.3.3 The composition of a polling party normally consists of 1 Presiding Officer and 3 Polling Officers. For the Polling Stations where the number of electors is more than 1,200, an extra polling officer is provided, who shares the duty of 2nd Polling Officer. The Presiding Officer/ Polling Officer-I is from the Supervisory cadre only.

4.3.4 **Polling Personnel numbering 2,91,637 were deployed in total during the General Elections to Lok Sabha, 2014.** The constituency-wise break up is set out in the **Annex 4.4.**

4.3.5 Booth Level Office(BLO) was also available additionally for each polling station to verify whether electors standing in the queue to cast vote were carrying proper identification documents such as EPIC / voters slip or other alternative documents permitted by the ECI and that no one, other than the genuine voter, was in the queue. In addition the Village Administrative Officers (VAO) were available at the polling stations for any needs at the polling station

4.4 Database and randomization of polling personnel

4.4.1 The Election Commission of India has issued detailed guidelines for randomization of polling personnel. All the District Election Officers were directed almost six months before the elections were normally due to create a database containing the information on the polling personnel including Micro Observers covering all eligible Government employees both from the Central and State Government (including Banks) etc. The details of all the personnel who could be appointed were incorporated along with the telephone numbers, including mobile numbers if any, in the database.

4.4.2 Based on the instructions of the Election Commission of India, the randomization of database for polling personnel was done in three stages and the second and third stages of the randomization were done in the presence of the Observers. The software was developed centrally in the Chief Electoral Officer's office. The Election Commission of India had instructed that a list of 120% of the required number of polling personnel should be generated (including reserve) randomly during the first randomization. The second randomization was conducted 9-12 days before the date of poll, and during the second randomization the polling personnel were allocated Assembly Segments and polling parties were formed. The third randomization was done on P-2 (Poll Day minus 2) wherein the actual polling stations to the polling parties were allotted. The results of third randomization were kept confidential in the personal custody of the Observer. Polling parties were directed to assemble on P-1 (dispersal day) and then only the actual polling station to which they were appointed was disclosed to them.

4.4.3 As per the instructions of the Election Commission of India, an additional training called 'Preparatory Training' was given to Presiding Officer and Polling Officer 1 on handling of EVMs just after the announcement of elections. This was followed by the traditional three trainings given as in previous election. The 1st training session for the polling personnel was imparted after 1st randomization by the Zonal Officers of lending ROs and the second training session was imparted after 2nd randomization by the Zonal Officers of the receiving ROs. The third training was imparted on P-1 day after 3rd randomization by the actual Zonal Officers pertaining to their polling stations. It was ensured that the practical training sessions were conducted with full set of poll materials (dummy) prepared and supplied to the polling teams. It was also directed that during the third training session, last minute doubts should be got cleared. In addition VVPAT training was given in the Chennai Central Parliamentary Constituency

4.4.4 In certain Assembly Segments of a few Parliamentary Constituencies, there were no proper road access for some polling stations and the polling materials were transported on donkeys and polling personnel needed time to reach the polling stations. In some other Assembly Segments the polling stations were located in dense forests and hilly terrain and the polling materials had to be transported through mules and other means. In view of the above difficulties the Election

Commission of India was requested to permit to grant complete exemption from the randomization process in respect of certain polling stations. The details of such exemptions are as follows:

Table No: 4A

4.4.5 The Election Commission of India agreed to the above proposals and gave approval, in Commissions Lr. No.437 TN-HP/2014 Dt.8.03.2014 and Lr. No.464/TN-LA/2014 Dt.29.03.2014, with a direction that the District Election Officers may be allowed to relax randomization procedures to be adopted in the third stage and it should be done under his direct supervision to pick up parties from the randomized list of polling parties at the second stage.

4.5 Zonal/Sector Officers

4.5.1 Zonal or Sector Officers are the zonal level field functionaries responsible for election management throughout election process right from the day of announcement of poll schedule. There were about 10 polling stations for each Zonal party in rural area and around 15 to 18 polling stations in maximum 4 locations in urban area depending upon the topography of the Assembly Segment. Officers in

S1. No.	Name of the District	Name of the Assemble Segment / Parliamentary Constituency	No. of the polling stations	Reasons for difficulty
1	Dharmapuri	58. Pennagaram comprised in 10. Dharmapuri PC	(2 Polling Stations) 1,2	These two polling stations are situated in steep hills which are not motorable. The polling materials are normally carried to polling stations through donkeys. Therefore the orders were to be delivered in advance to the polling personnel pertaining to these polling stations.
2	Namakkal	92. Rasipuram (SC) comprised in 16.Namakkal PC	(2 Polling Stations) 16,17	The Polling stations are located in hilly areas
3	Erode	105. Anthiyur comprised in 18. Tiruppur PC	(15 Polling Stations) 1, 3 to 15, 2, 12	The Polling stations are located in hilly areas.
		107. Bhavanisagar (SC) comprised in 19. Nilgiris PC	(70 Polling Stations) 22, 23, 27, 29, 47, 50, 52, 135 to 138, 28, 139, 1 to 21, 24, 25, 26, 30 to 46, 48, 49, 51, 53, 123 to 134	”

4	Nilgiris	108.Udhagamandalam comprised in 19. The Nilgiris (SC) PC	(16 Polling Stations) 1 to 5, 32, 39, 54, 61, 74, 76, 206, 207, 216, 219, 220	”
		109. Gudalur (SC) comprised in 19. The Nilgiris (SC) PC	(18 Polling Stations) 17, 18, 35, 40, 41 to 45, 49, 50, 51, 164 to 168, 198	The Polling stations are located in hilly areas.
		110. Coonoor comprised in 19. The Nilgiris (SC) PC	(19 Polling Sta- tions) 1, 2, 3, 29, 30, 35, 39, 40, 41, 171, 175, 176, 198, 199, 200, 201, 202, 203, 205	”
5	Coimbatore	124. Valparai (SC) comprised 21.Pollachi PC	(61 Polling Sta- tions) 138 to 198	”
6	Dindigul	127.Palani comprised in 22.Dindigul PC	(32 Polling Sta- tions) 178, 179, 180, 181, 182AV, 182AV(A), 189, 190, 194, 195, 196, 197, 220, 221, 251, 252, 253, 254, 255, 256M, 256A(W), 257, 258, 259, 261, 262, 263, 264, 265, 266, 267, 268	The Polling stations are located in hilly areas.
		129. Athoor comprised in 22.Dindigul PC	(1 Polling station) 92	”
		131.Natham comprised in 22.Dindigul PC	(6 Polling Sta- tions) 78, 79, 80, 81, 192, 267	”

the cadre of Tahsildars and Deputy Tahsildars were generally appointed as Zonal/ Sector Officers and Assistant Zonal/ Sector Officers respectively. In Chennai city, Central Government officers were also appointed as Assistant Zonal/Sector Officers or Zonal/Sector Officers. Totally there were 5325 Zonal Officers. The district-wise total number of zonal/sector officers deployed is given in **Annex 4.5**.

4.5.2 They were given training specially in regard to EVM, Election Management, Poll Process, Model Code of Conduct, Election Expenditure Monitoring , Vulnerability Mapping and other important aspects of elections, keeping in mind that they are also to be Master Trainers for the polling personnel. They were provided with a vehicle in advance and the materials listed below:

- (i) Training inputs being given to Presiding/Polling Officers
- (ii) Detailed map of the zone/sector
- (iii) List of notified polling stations in his/her area
- (iv) Communication Plan and
- (v) Reserve EVM(s), indelible ink and green paper seal. (On day before poll)

4.5.3 Visiting the Polling Stations to inspect the physical status of the building was one of the duties of the Zonal/Sector Officers. They were also to ensure the availability of drinking water, electricity, toilet, ramp, etc. at each Polling Station. They also arranged for EVM demonstration in public places for the benefit of electors. Minimum three visits were made by them to the catchment area of their respective polling stations covering habitats vulnerable for threat and intimidation to keep an eye on trouble mongers, anti-social elements etc., and report about them including the movement of unauthorized campaign vehicles, defacement of property, unauthorized campaigning, misuse of public buildings/ Government Vehicles/ Government servants and all possible violations of MCC to the RO/DEO.

4.5.4 The Zonal/Sector Officers, on the pre-poll day, collected and handed over all the election materials, to the Polling Parties, intended to the polling stations. The Zonal Parties along with the Mobile Parties went round the polling stations assigned to them. On the day of poll, the Zonal Parties/ Mobile Parties visited each of the polling stations in their Zone/Sector to see whether the polling Officers were following all the instructions of the Commission scrupulously and to clarify the doubts of Polling Officers on the electoral process.

4.5.5 Sufficient reserve materials like EVMs, Batteries, few phials of indelible ink, green paper seal, etc. were carried by each Zonal party for distribution to the polling stations in case of necessity. The Zonal/Sectoral Officers and Mobile teams were also to track the conduct of mock poll at the polling stations and ascertain the mock poll status within 30 minutes and intimate to the Returning Officer about the actual conduct of mock poll. They were to make enquiry with the polling personnel and with the public as to whether everything was going on smoothly as per the instructions of the Election Commission of India and sign in the register maintained by the Presiding

Officer. They spread the message that peaceful voting was in progress in the area they covered which acted as a psychological booster in their entire zone. The Zonal/Sector Officers sent reports then and there, about the incidents such as high/low percentage of poll in a particular polling station, turn out of women voters, adjournment of poll in any polling station, polling in sensitive areas, polling in areas predominated by weaker sections, general law and order situation in the polling area, any defect in functioning of EVM, to the Returning Officer for taking suitable corrective actions immediately. They were also to report the presence/ absence of polling agents in Polling Station. They gathered percentage of poll once in 2 hours and reported to the Returning Officer. Besides furnishing timely report on mock poll, poll percentage, etc. the Zonal/Sector Officers had a vital role in setting right the problems in EVMs or replacing the malfunctioning / defective EVMs in case those could not be set right by the technicians of BEL/ECIL on the poll day and thereby ensuring uninterrupted polling in the State.

4.5.6 After the close of the poll, the Zonal/Sector and Mobile Parties collected the polled materials and handed over at the Reception Centre (i.e. counting centre). The Communication Plan enabled the authorities to track the Zonal/Sector Officers through their mobile phones and make them to expedite the collection of polled EVMs and other election materials. The Zonal/Sector Officers handed over separately the Presiding Officer's Diary, Visit Sheets, Form 17-A Register, 17-C Accounts of Votes Recorded, Diaries maintained by Patrolling/Sector/Zonal Magistrates, Complaints Registers of the District Control Room, etc. to separate counters at the Reception Center for the verification by the R.O. on the next day in the presence of the Observer.

4.6 Counting Personnel

4.6.1 The Election Commission of India had prescribed 14 tables in a Counting Hall as a standard pattern with few exemptions. For counting of votes, staff in the categories of (i) Counting Supervisor, (ii) Counting Assistant, (iii) Micro Observers for each table were appointed. All the Returning Officers were instructed to make arrangements for the appointment of 28 counting personnel (14 counting assistants / 14 counting supervisors) besides reserve personnel under each category. Apart from this, there was one Central Government employee on every counting table as counting Micro Observer for counting purpose. Photo ID Cards were issued for all the Counting Staff by the District Election Officers. Totally 9535 personnel were deployed on counting duty during the elections. District-wise deployment of counting personnel is given in **Annex 4.6.**

4.7 Formation of Nodal Cells

4.7.1 For effective follow up of various poll related activities, based on the modified pattern of training programmes conducted, nodal cells at State as well as District

level were formed during the General Elections to Lok Sabha, 2014. The officers from the level of Section Officer to Deputy Secretary to Government in Chief Electoral Officer's office were appointed as Nodal Officers and Special Chief Electoral Officer, Jt.CEO(IT) and Jt.CEO(SVEEP) were supervisory officers. Similarly the District Election Officers were directed to form corresponding Nodal Cells in their respective districts for effective implementation, monitoring and co-ordination of all activities for the General Elections to Lok Sabha, 2014. Active co-ordination because of effective communication between the nodal cells on both the fronts led to smooth management of the whole electoral process. The list of nodal cells formed were:

1. Expenditure Monitoring,
2. Ballot papers (including Postal Ballots),
3. Computerization (including Nomination),
4. Observers (including Electoral roll, BLO's& Polling stations),
5. SMS Monitoring & communication plan (including web casting),
6. Helpline (including control room & call centre),
7. Manpower management (including Polling Personnel welfare, Micro Observers),
8. Counting,
9. EVM Management,
10. Material Management,
11. Media/Communication & SVEEP,
12. Law & Order (including vulnerability mapping, District security plan),
13. Election planning,
14. Transport Management,
15. Training Management,
16. Model Code of Conduct.

Chapter 5

ELECTRONIC VOTING MACHINES

5.0 Electronic Voting Machine (EVM) was devised and designed by the Election Commission of India in collaboration with two Public Sector Undertakings viz., Bharat Electronics Limited, Bengaluru and Electronic Corporation of India Ltd, Hyderabad. EVM retains all the characteristics of voting by Ballot Papers while making polling a lot more expedient. The machine was first used in 1982 in the bye election to Parur Assembly Constituency of Kerala for 50 Polling Stations. The machines manufactured in 1989-90 were used on experimental basis in 16 Assembly Constituencies in the States of Madhya Pradesh (5), Rajasthan (5) and NCT of Delhi (6) in November 1998. After this EVMs are being used in Indian General and State elections to implement electronic voting in part from 1999 elections and in total since 2004 elections. Consequent on the universalization of EVM, over one million machines were used in 2004 and 2009 Lok Sabha elections.

5.1 Mobilization and Logistics:

a) Electronic Voting Machines (EVMs)

5.1.1 As far as ECI owned EVMs in the state is concerned, the useable stock available after First Level Check (FLC) was 89,678 Control Units and 88,817 Ballot Units of BEL make. There were both Pre as well as Post 2006 models in the stock. District-wise break up of these is given in **Annex 5.1**. This FLC was done much before the anticipated date of announcement of elections.. All these machines were in good condition and free from any of the pending Election Petitions. To keep the stock position more comfortable at the time of Poll, the ECI had ordered well in advance, in its Lr. No.51/8/16/4/2013-EMS Dated 17.07.2013 for getting any machines available with the State Election Commission. Accordingly, 19,989 CUs and 19,989 BUs (Post 2006 BEL model) were obtained on loan basis from the State Election Commission. District-wise break up is given in **Annex 5.1**. Based on the meticulous exercise done regarding deployment of EVMs for conduct of poll, it was decided to use Post 2006 version BEL make in the contiguous districts of Chennai, Tiruvallur, Kancheepuram, Vellore, Villuppuram and Tiruvannamalai districts and Pre 2006 version in the rest of the districts. This would enable easy movement of EVMs from one district to another if any need arose at the time of elections. Accordingly, orders were issued for inter district transfers and movement of EVMs were done.

5.1.2 The ECI in its Lr. No. 51/8/3/2013-EMS/115 Dated 10.01.2014 had mandated a stock level to be at the level of one Ballot Unit (BU) and one Control Unit (CU) for each

polling station, with 10% reserve of CUs and 35% reserve of BUs. While sufficient stock was available at this level, due to a large number of nominations being filed, more than one BUs was necessitated in 29 Parliament Constituencies (two BUs in 27 PCs and three BUs in 2 PCs). This led to shortage of BUs in the state, and similar types of BUs were not available in surplus quantities anywhere in the country. Since ECI informed that only new types of upgraded post 2006 BUs and CUs were available, and since this model BU was not compatible with earlier model CU, it was decided to give the new types of CUs/BUs to three constituencies and move the existing BU/CU of these constituencies to other constituencies to meet the shortage caused due to additional candidates. Accordingly, Commission ordered, in its Lr. No. 51/8/3/2014-EMS Dated 11.04.2014, for supply of 5,260 CUs and 12,280 BUs of upgraded post 2006 version manufactured by ECIL, Hyderabad. The EVMs were moved to Chennai (South), Salem and Namakkal Parliamentary Constituencies, with simultaneous shifting of BEL make machines meant for these PCs to other needy districts.

b) VVPAT (Voter-Verified Paper Audit Trail)

5.1.3 Though EVMs reduce the time in both casting of vote and declaring the results compared to the old paper ballot system, they were under cloud of suspicion after 2009 General Elections with some individuals suspecting that the votes being recorded in the machine not reflecting the actual casting of vote. While possibility of EVM tampering is nil due to the fact that the programme is hard wired in the EVM and cannot be changed later, there was a case for setting such suspicions to rest. Hence, the ECI decided to introduce EVMs with the Voter - Verified Paper Audit Trail (VVPAT) system. The system enables that the EVM, in addition to recording each vote cast, also generates slip containing the symbol on which the vote has been cast through a Printer attached to the EVM. The voter can see the printed slip through a glass window after which the slip falls in the box itself. The Commission introduced this system, by issuing a Special Notification invoking powers conferred under proviso to Rule 49A of the Conduct of Elections Rules, 1961, in 8 out of 543 PCs during the General Elections to Lok Sabha, 2014. In Tamil Nadu 4 - Chennai Central PC was one among the above 8 PCs. A notification for the introduction of VVPAT system in 4 - Chennai Central PC was also published in an extra ordinary issue of Tamil Nadu Government Gazette Dated 05.04.2014. The printers along with surplus batteries and special paper were procured for supply to all polling stations in the constituency.

c) Electronic Voting Machines Alkaline Batteries

5.1.4 BEL supplied 80,000 Alkaline Batteries (Power Packs) of which 6,432 were allotted for Training Purpose and the balance 73,568 were kept for Poll day use. In

addition to this 5,800 Batteries (Power Packs) were also procured for ECIL machines for use at the time First Level Checking and Poll.

d) Hand Book on EVM

5.1.5 75,000 copies of the Hand Book on 'Electronic Voting Machine' for training of Presiding Officers was printed and supplied to all District Election Officers.

e) Braille Signage System in EVMs

5.1.6 Steps were taken to ensure availability of the Braille Signage System in the EVMs, as directed by the Election Commission of India, in all the Parliamentary Constituencies for the facility of visually impaired electors. The post-2006 EVMs used in this election had the numbers 1 to 16 etched in Braille in the machine itself, enabling visually challenged voters to identify their candidates/choice. However, the contesting candidates were more than 15 in 29 Parliament Constituencies (more than 15 candidates in 27 PCs and more than 31 candidates in 2 PCs). For the additional BUs deployed for these constituencies and for the Pre 2006 version EVMs (which do not have the numbers etched in Braille) 1,26,326 stickers having numbers 1 to 48 were procured from Devnar Foundation for the Blind, Secundrabad and out of this 1,13,073 were distributed to the District Election Officers for affixing on the BUs.

f) Publicity through Hand Bills

5.1.7 For promotion of voters education/awareness, bit notices on EVM with captions such as 'EVM-An Introduction' in Tamil and English (5,00,000), 'Vote by EVM' in Tamil and English(5,00,000) and a pamphlet on 'How to vote in Electronic Voting Machine' in English (23,40,100) and Tamil (70,20,100) were printed and supplied to District Election Officers for distribution to the voters. Big size Posters on Electronic Voting Machine in English and Tamil containing fictitious names of candidates with symbols were printed and supplied for display at the prominent places. A big size poster depicting the Ballot Unit of the Electronic Voting Machine was printed and supplied for display in front of each Polling Station on the Poll day for educating the electors. All these bit notices/pamphlets/posters were got printed from the Government Central Press, Chennai.

g) Forms and Covers on EVM

5.1.8 The Register of Voters, Voters Slips, Address Tags, Special Tags, various Forms and Covers required for use at the Polling Stations and for the use of Returning Officers were printed and supplied to all District Election Officers.

h) Deputation of Engineers by Bharat Electronics Limited

5.1.9 BEL deputed 59 Engineers for 36 PCs and ECIL deputed 24 Engineers for 3 PCs to attend to the problems in the EVMs on Pre-Poll day and on Poll day. On the day of Counting, 38 Engineers of BEL and 18 of EICL were on deputation at all the Counting Centers to sort out the problems arising during the counting process.

5.2 First Level Checking and Storage of EVMs

5.2.1 As per ECI directions, it is mandatory to do First Level Checking of EVMs, as part of process towards keeping machines ready for use at the polling stations. During the General Elections to Lok Sabha, 2014 also the First Level Checking was done in advance in the presence of representatives of political parties. From September 2013 till March 2014, BEL Engineers carried out FLC of the machines in a phased manner in all the districts. It commenced on 12.09.2013 and got completed on 22.03.2014 covering 1,09,667 CUs and 1,08,806 BUs. ECIL Engineers conducted FLC of their Post 2006 upgraded model machines starting from 16.04.2014 to 19.04.2014.

5.2.2 The schedule of First Level Checking was communicated to all National and State Level recognized Political Parties. Their representatives attended the First Level Checking everyday. Before starting First Level Checking, the hall used was fully sanitized and made free from electronic devices. Adequate Police Forces were deployed and entrance door was provided with metal detectors. Screening of every individual was done before entry in to the Hall and entry was permitted only on production of Identity Cards /passes issued by the District Election Officer. Nobody was allowed to carry any electronic device inside the hall including cell phones, camera and spy pens etc. Similarly, nobody was allowed to carry anything out of the First Level Checking hall. The entire process was videographed. The total number of EVMs which underwent FLC is given in **Annex 5.2**.

5.2.3 The Election Commission of India directed that the Roll Observers would be supervising FLC process also in their respective districts. During the First Level Checking, the following protocol were observed:

- a) Removal of address tags, and Ballot Papers: Cleaning of superscriptions on Control Units & Ballot Units, clearing of earlier poll data, Dusting of Control Unit & Ballot Unit etc. These activities were carried-out in the secured protected place provided by the District Election Officers.
- b) Visual Inspection of CU/BU: Physical verification of Carrying Cases, Control Units, Ballot Units, Connecting Cable, Connectors, Latches etc. to ensure no breakages.

- c) Full functionality checks: Checking of all switches in Control Unit & Ballot Unit, Doors (flaps), Scaling provisions, Scratches on acrylic screen etc. Confirmation tests for efficacy of Control Unit, Ballot Unit etc.
- d) Conduct of Mock Poll: Casting of votes against all 15 candidates + NOTA switches and observation of result & clearing of mock poll data. In 5% of EVMs at least 1,000 votes were polled during the mock poll. In rest of the machines number of votes polled during the mock poll was subject to the satisfaction of the representatives of political parties. Representatives of political parties were allowed to do the mock poll themselves. Signatures of representatives of political parties were obtained in a register as a token of having done mock poll themselves.
- e) Demonstration of printout of results: A printout of the results of mock poll as well as a sequential print out of every vote polled during the mock poll were taken out for at least 5% of EVMs and shown to the representatives of political parties.
- f) Sealing of plastic cabinet of Control Unit of EVMs with pink paper seal: In order to ensure that the Control Unit of the EVM has not been opened after First Level Checking of the EVMs, the Control Unit was sealed with the “Pink Paper Seal”, supplied by the Nasik Security Press, in the presence of the representatives of the Political Parties present at the time of First Level Checking. The Pink Paper Seal was affixed on the portion between the Candidates Set Section and the Result Section of the Control Unit.

5.3 Safety and Security of EVM Storage Points.

5.3.1 EVMs, prior to announcement of elections, were stored in a separate room where nothing other than EVMs were kept. EVM storage godown had only one entry point. All other doors or windows or ventilators in the godowns were sealed using brick-masonry or concrete. Entry of EVM storage godowns had been secured by the double lock system. The keys of the same were held by two separate officers nominated by the District Election Officer, one of whom was of the rank of Sub-Divisional Magistrate. Godowns were kept in such a manner that there was no dampness, pests, rodents, etc. Proper fire fighting arrangements were also provided. Godowns were free from flood/water logging risk/cracks/leakage/broken window/ventilator etc.

5.3.2 24 hours police guard had been posted at the godowns in districts. For every godown, a separate godown in-charge had been nominated who was not below the rank of Tahsildar.

5.3.3 After the first randomization of the EVMs, they were transferred to the Assembly Segment Headquarters, where they were kept under similar protocol.

5.4 Preparation of Electronic Voting Machines

5.4.1 Re-assessment of EVMs requirement was done after finalization of contesting candidates list for each PC as one ballot unit can cater up to fifteen candidates only. Two ballot Units had to be supplied to the polling stations of 27 PCs where more than fifteen candidates contested and three units to the polling stations of 2 PCs where more than thirty one candidates were in the fray. Totally 61,133 Control Units and 1,09,284 Ballot Units were supplied to the polling stations located in all 32 districts, excluding reserves and those supplied on poll day as replacement. Parliamentary Constituency-wise details are given in **Annex 5.3**. For the purpose of tracking various steps taken in the process of first level checking, randomization and deployment of EVM, an adhesive label (pre-printed sticker) was supplied for use. Two-stage randomization was done of the EVMs.

i) First Randomisation

5.4.2 A database of the CUs and BUs verified and certified were prepared separately and kept in readiness for randomization. The database structure contained details of CUs and BUs indicating the machine number (original number given by the manufacturer as inscribed on a metallic plate at the back side of the CU/BU as the case may be). Randomization was done by the DEOs in the presence of the representatives of recognized political parties, making use of computer software given by CEO's office. In this randomization BU and CU to be used in any Assembly Segment as well as to be used for training were identified. The R.O of the constituency took charge of the CUs/BUs allotted to his/her constituency after randomization. The CUs/BUs meant for use at polling stations were separately taken to R.O's strong room under proper escort and kept under armed guard. The strong rooms were sealed in the presence of the representatives of political parties with their seal affixed on the lock. The training EVMs were distributed to the relevant officers for training purposes.

ii) Preparation and Second Randomization

5.4.3 As per ECI directions preparation of CUs/BUs for taking poll at polling stations, was done on the day fixed for it in the presence of the candidate or his/her agent or authorized representative and in the presence of the Observer. During preparation, the ballot paper is fitted on each EVM. During preparation, the entire

protocol followed during FLC was followed again: Secure premises, presence of political parties, mock poll, etc.

5.4.4 After all BUs and CUs had been properly prepared, the second randomization was done using computer software provided by CEO, to allot the CUs/ BUs to specific polling stations. After it was done, the PS Number was written on the boxes to which the CU/BU had been randomly allotted in the slot provided for it in the adhesive label. The remaining CUs/BUs were kept as 'Reserve' for use if needed.

5.4.5 Notice in writing was given to each candidate or his/her election agent one week before the date for the preparation of the voting machines intimating the place or places where the machines would be so prepared and the date and time at which such preparation would commence. Proper acknowledgement /receipt also had been obtained and kept on record. Candidate/his or her election agent with the number of representatives that every candidate could bring with him/her at the aforesaid place or places were permitted to watch the whole process of preparation of the machines in the presence of Observers. Video coverage of the whole process from the beginning till the end was done.

iii) Safe preservation of prepared voting machines and supply of EVMs to polling stations

5.4.6 The entire lot of voting machines prepared for use at the polling stations on Poll Day, including the reserve machines, were kept and preserved in safe custody in a strong room under double lock which was sealed with the seal of the Returning Officer. The candidates and their agents were also permitted to put their seals on the lock. Round the clock security arrangements were made for the strong rooms till the end of the electoral process.

5.5 Malfunctioning of EVMs:

5.5.1 The Zonal (Sectoral) Officers were well trained and equipped for immediate replacement of EVMs whenever they were found malfunctioning in any of the Polling Stations within their zone (sector). 280 CUs and 556 BUs were replaced in total while Poll was in progress on the day of Poll. District-wise details are given in **Annex 5.3**. After the day of Poll, it was brought to notice that two EVMs of upgraded post 2006 ECIL make, one each in Salem and Namakkal PCs, displayed 'Factory Mode' error at the close of poll. Although chances of retrieving data from polled machines was high, however, seeing that the machines were new, the Commission took a considered view and ordered for Repoll to be held on 10.05.2014 in both the Polling Stations. Similarly, the upgraded

post 2006 EVM of ECIL make in Salem PC also displayed an error 'Unknown Mode' at the close of Poll. The Commission decided to have Repoll in this case also which was held on 15.05.2014 in the Polling Station respective.

5.5.2 Counting of votes in respect of all 234 Assembly Segments of the 39 Parliamentary Constituencies was taken up at 08.00 am on 16.05.2014. During the course of Counting 11 CUs relating to 11 PCs could not be taken up for counting because the 'Close' buttons were found not pressed by the Presiding Officers concerned at the end of Poll. The list of PCs where this was encountered is given in **Annex 20.2**. However, there was no need for re-poll, with the ECI giving clearance for declaration of results based on the reason that the 'lead margin' was more than the number of votes recorded in the defective Electronic Voting Machines. So the Returning Officers declared the results with the approval of the Observers concerned.

5.6 In general, electors in Tamil Nadu were comfortable with Electronic Voting Machines in exercise of their franchise during the General Elections to Lok Sabha, 2014. However, repoll in 3 polling booths had to be conducted because of new modes of failure encountered in the new upgraded post 2006 machine used in two constituencies.

Chapter 6

TRAINING OF ELECTION OFFICIALS

6.0.1 Human resource management in election plays a major roll in smooth and successful conduct of elections. So the Election Commission of India attaches paramount importance towards training of those involved in electoral process. As a part of poll preparedness exercise, State Level Master Trainers (SLMTs) were trained at IIIDEM, Delhi and Assembly Level Master Trainers (ALMTs) and other election personnel including District Election Officers, Returning Officers, Assistant Returning Officers, Electoral Registration Officers, Assistant Electoral Registration Officers, Police and other officers were trained at State/Zonal Headquarters by CEO, other senior officers and the IIIDEM trained SLMTs.

6.0.2 The Election Commission of India sanctioned a sum of Rs.17,94,400/- in its letter dated 02.07.2013, as first installment of funds and a sum of Rs. 54,99,793/- as second instalment towards the conduct of cascaded training/ refresher training in Tamil Nadu for the General Elections to Lok Sabha, 2014. Based on the instructions of the ECI, series of training programs were conducted in cascade form. Such a different approach was first adopted at the time of general elections to the State Legislature, 2011, and the same was improved and implemented during the General Elections to Lok Sabha, 2014. Area specific trainings were given in batches of a maximum of 40-50 to various categories of officers. For this arrangement was made with Anna Institute of Management, Chennai where the master trainers were trained first in each area of training. In addition to this District Election Officers and Returning Officers were similarly trained in small batches in 2013 itself.

6.1 Preparation of Training Materials and Manuals

6.1.1 Training is acquisition of knowledge and competency as a result of teaching practical skills. Training has specific goals of improving ones capacity, capability, productivity and performance. Commission had also reiterated the need to standardize the training and learning material. Accordingly detailed training materials were prepared for each set of training. These involved power point presentations, handouts, movies and live demonstrations. The training materials used are listed in **Annex 6.1**.

6.2 Preparation for Training of Election Officials and Polling Parties

6.2.1 Based on the instructions of the Commission, an action plan, consisting of the following three major steps, was formulated for training of election officials. The DEOs, ROs, SPs, Master Trainers, Nodal officers, Zonal officers, SHOs and all the polling personnel were provided comprehensive and subject specific training.

a) Preparation of Training Calendar

- ◆ Identification of subjects for which training programmes were to be organised.
- ◆ Identification of Master Trainers /Resource persons two per subject from each District.
- ◆ Identification of Participants / Officers / Employees for training and their numbers.
- ◆ Preparation of schedule for training (Exact Date, Month, Time and duration) for Master trainers and at District level.
- ◆ Identification of training institutions and subject matter specialists for training master trainers.
- ◆ Preparation of materials for distribution during training.
- ◆ No. of batches of training (Each training for not more than 40 to 50 persons).

6.2.2 The training calendar followed for training in the Headquarters and in districts are given in **Annexes 6.2 (for first training) and 6.3 (for refresher training)**.

b) Subjects identified for Training of Master Trainers/ Nodal Officers

- ◆ EVM (Preparation /setting and trouble shooting)
- ◆ Polling Personnel and Micro Observers
- ◆ Role of Police, Law & Order and deployment of force
- ◆ IEC & Helpline, Communication Plan and Media
- ◆ MCC and Complaints
- ◆ Conduct of elections and Election Process
- ◆ Procurement and distribution of Materials
- ◆ Expenditure Monitoring and accounts
- ◆ Video trial, video viewing and shadow register
- ◆ Counting

c) Preparation of Materials for distribution during Training

- ◆ Subject-wise materials (like Films, Handbooks, Checklists, Leaflets, Presentations, FAQs, Instructions etc.) had been identified and prepared before commencement of Training.
- ◆ Latest instructions/guidelines of ECI/CEO office regarding the subject were provided along with Training materials.
- ◆ Subject-wise presentations for training were circulated among the participants.
- ◆ Materials were given in hard copy and in soft copy, wherever required.
- ◆ Materials were circulated in bound / ring bound form with index showing details of contents.

- ◆ The Training Materials were also put on the website on DEOs portals for easy access and reference

6.2.3 Hand Books and Manuals printed by the office of the CEO had been supplied to the District Election Officers for the use of the polling personnel. Apart from the above, Power-Point presentations containing instructions with illustrations prepared centrally, both soft copy and in printed form with the latest instructions issued by the Election Commission of India, were given to the trainees. Direct training personally by CEO were given to DEOs, SPs and ROs through various training sessions.

6.3 State Level training for DEOs / Returning Officers / Nodal Officers and Master Trainers

6.3.1 In anticipation of conduct of election in the first half on 2014, entire spectrum of officials were taken through one round of training during the last quarter of 2013. Various trainings conducted in this phase were as follows (detailed summary given in **Annex 6.2**):

- i) One day training for DEOs/ ROs in two batches were held at Anna Institute of Management, Chennai on 3rd and 4th October, 2013, each batch having the range from 30 to 35 Returning Officers depending on district configuration in the batch.
- ii) One day training for Nodal Officers and Police officials was organized in two batches on 21st and 22nd October 2013 at Anna Institute of Management. Totally 121 officials were given training.
- iii) Training on expenditure monitoring and accounts along with video surveillance, video viewing & shadow registers in batches (Totally 127 persons) for 2 days on 27th and 28th of October, 2013. The participants in the above training were the Nodal Officers, the Accounting Officials and Public Relation Officers from the districts.

6.3.2 After completion of the first round of trainings, a kind of refresher cum updation training programmes were conducted, immediately before and around the probable announcement date of the General Elections to Lok Sabha, 2014 (detailed summary in **Annex 6.3**). They were as follows:

- i) Training programme for Nodal Officers for 14 specific subjects along with the election officials in the DEO's office was conducted from 29.01.2014 to 07.02.2014 (7 Days).
- ii) One day training programme for Police Officers in two batches on 12.02.2014 and 14.02.2014.
- iii) Two days training programme for ALMTs on 18.02.2014 and 19.02.2014 for imparting training to Zonal Officers.

- iv) One day training programme for DEOs/ROs on 28.02.2014.
- v) One day training programme for PA(Elections) and Special Tahsildar(Elections)
- vi) Half day training by CEO for DEOs/ROs on Counting on 5th May 2014-7th May 2014 at four regional centres of Chennai, Coimbatore, Tiruchirapalli and Madurai.

6.4 District/Zonal level Refresher Training for Asst. ROs, Tahsildars, BDOs, DTs and officials of various Teams.

6.4.1 After the training imparted at the state level to master trainers, they in turn imparted training to the district level functionaries either at zonal level or district level as follows:

- i) One day training for 468 Asst. ROs of Parliamentary Constituencies in 10 centers during 2nd week of February (17.02.2014).
- ii) One day training for 6000 Tahsildars/ BDOs/ DTs/ Zonal Officers in 32 centers during 3rd week of February (18.02.2014 To 20.02.2014).
- iii) One day training during 4th week of February for the officials of Flying Squad, Static Surveillance Team, Video Viewing Team, Video Surveillance Team, Accounting Team and MCC Team.
- iv) One day training for DSPs and Inspectors of Police during 4th week of February, 2014.
- v) One day training for Paid News, Media Certification and Monitoring Committee officials during 4th week of February, 2014.
- vi) One day training (two times) for Police SIs, Head Constables and Constables first within 10 days of announcement of poll and again within 7 days of withdrawal of nominations.
- vii) One day training (four times) for Polling Personnel at 4 stages. The first training (called Training Zero or Preparatory Training) was held just after the date of announcement of election wherein presiding officers and polling officer 1 were given training on EVMs with hands on practice on operation. This was followed by traditional three trainings, with the first training around the date of notification, 2nd training around 10 days before the date of election and third training on the P-1 Day. In addition, in Chennai Central, additional training was given on the operation of VVPAT system.
- viii) One day training for the Micro Observers along with 2nd training of Polling Personnel.
- ix) Half day training for Counting Personnel after the regional training on counting.

- x) Half a day training each for volunteers of ICDS, SHG, NYK, NSS and other field level functionaries of SVEEP during 2nd week of February, 2014.

6.4.2 The Election Commission of India had sent a training film on EVM which was dubbed in Tamil and the copies of the same were sent to Asst. ROs for effective use during second training classes. The focus was on the practical experience for handling the EVMs, sending SMSs for SMS Poll Monitoring System and filling up of the statutory and other forms.

6.4.3 Apart from the above, the ECI had directed that EVMs with VVPAT (Voter Verified Paper Audit Trail) will be used for the General Elections to the Lok Sabha, 2014 in 4-Chennai Central PC. So master trainers from the above constituency were deputed for special training on VVPAT at IIIDEM at New Delhi on 01.04.2014. These master trainers imparted training to all Polling Personnel of this constituency effectively.

6.4.4 The Chief Electoral Officer, the Joint Chief Electoral Officer (SVEEP) in the office of the Chief Electoral Officer and certain retired officials with election experience conducted the training sessions which proved to be of immense help to the participants during the entire course of training sessions conducted for various levels of officials. The old practice of training the personnel in large gathering in a big hall and in nature of one-to-many monologue was given a go by and the training programmes were designed to cover 30 to 35 participants for each session.

6.4.5 The Chief Electoral Officer and the Joint Chief Electoral Officer (SVEEP) prepared the training materials based on the existing as well as revised instructions issued by the Election Commission of India from time to time, duly incorporating the latest amendments issued for the acts and rules relating to conduct of elections. Soft copy of the training materials were put in CDs which were distributed to the trainees for their use at the field level. Training materials in hard copies were also distributed to the participant officials.

6.5 Training on Counting of Votes

6.5.1 The DEOs, ROs, Principal AROs and Master Trainers (1 person per constituency) were imparted training on counting of votes and declaration of results by the CEO on 5th, 6th and 7th May 2014 for the General Elections to the Lok Sabha, 2014 at Chennai, Coimbatore, Tiruchirapalli and Madurai. In the above sessions, Counting Procedures along with Commissions instructions on counting of votes, declaration of results, preparation of accounts of votes recorded (Form-17C) and randomization and appointment of Counting Personnel etc. were covered. The participants of the above training sessions were able to learn in detail about various aspects of election so that they could impart training to the polling personnel/ counting personnel in their respective districts.

6.6 The elaborate training sessions helped to ensure that the process of elections throughout the General Elections to the Lok Sabha, 2014 was conducted without any major issue arising. Frequently conducted Video-Conferencing with DEOs / ROs also assumed the status of supplemental training programmes.

Chapter 7

MODEL CODE OF CONDUCT

7.0 A code of conduct is a set of rules outlining the responsibilities of an individual, party or an organization. In the context of Elections, Model Code of Conduct (MCC) is a set of guidelines laid down by the Election Commission of India to govern the conduct of Political Parties and Candidates in the run up to an election. It is intended to provide a level playing field for all political parties, keep the campaign fair and healthy, avoid clashes and conflicts between parties and ensure peace and order. One of the main aims of MCC is to ensure that the ruling party either at the Center or in the States does not misuse its official position to gain an unfair advantage in an election. MCC for elections, thus has become an essential and vital tool for the conduct of free and fair elections. The formulation of the Model Code of Conduct was done in consultation with all recognised political parties. Most of the provisions of the Code are based on voluntary acceptance of the principles by political parties and are not based on legal or statutory backing for implementation.

7.1 Enforcement of Model Code of Conduct

7.1.1 The Model Code of Conduct came into force immediately after the announcement of the General Elections to the Lok Sabha, 2014 on 5.3.2014. One of the new elements in the MCC this year was the requirement that political parties were required to furnish the details of how they were planning to finance the promises they make in their election manifestos. Consolidated instructions/ guidelines on the Model Code of Conduct and Do's and Don'ts to be followed with regard to it were prepared and communicated for all Political Parties namely all National Parties, State as well as Registered Parties / Secretaries to Government of all the Departments / HODs of Government / Police Officers / DEOs, etc. A training programme for Secretaries to Government and one for the recognized political parties was also conducted on the subject by the Chief Electoral Officer. Since there was a very strict adherence to the code, there were lot of references from Secretaries/ HODs/ District Election Officers seeking advice/ clarifications with reference to the Model Code of Conduct. The requests seeking exemption from Model Code in respect of important issues made by the departments were referred to the Election Commission of India for its instructions. Based on ECI's clearance, or otherwise, further action was taken on such issues.

7.1.2 Prevention of defacement of property occupies an important place in effective implementation of Model Code of Conduct. Tamil Nadu Open Places (Prevention of Disfigurement) Act, 1959 is the State enactment, the provisions of which were enforced strictly. Under this law advertisements/ posters/ hoardings were prevented both in private and public buildings in urban areas. Since this law does not cover the

rural areas, there the instructions of Election Commission were followed, whereby there was total ban on posters/ hoardings on public property, while on private property obtaining prior permission of the owners was made compulsory. This time in rural areas the VAOs were asked to record each poster/ hoarding on private property so that the same could be useful in arriving at the correct expenditure.

7.2 Standing Committees

7.2.1 Election Commission of India had issued various instructions on observance of code of conduct from time to time. As per the directions of the Commission, standing committees were formed for each Parliamentary Constituency, apart from those at the district level. In these committees representatives of all National parties, State parties in the State as well as the Registered parties functioning in the constituency were associated. The independent candidates contesting the election from the constituency were also made members of the committee. The Returning Officers convened the committee meetings as frequently as required. In such meetings, special appeals were made to the members to co-operate in the observance of the Model Code of Conduct and to take active steps to ensure that no one, in an excessive zeal and excitement, overstepped the limits laid down by law. It was impressed upon the members that any violation of the code committed on behalf of any party or candidate would create a feeling of bitterness and resentment in the minds of the other parties and candidates and their supporters. The services of local magistracy and the police were fully utilized for dealing with election offences brought to notice of the committee.

7.2.2 Apart from the enforcement of MCC rules, the standing committees considered matters of common interest also with the intention to further the object of holding free and fair elections in their respective Parliamentary Constituencies.

7.3 Action against violations

7.3.1 Various enforcement teams formed for Expenditure Monitoring such as Flying Squads, Static Surveillance Teams, etc., were tasked to monitor the MCC violations also. They were in addition to MCC teams formed in each of the Parliamentary Constituencies. The Teams, as a first step, had to videograph the violations noticed in their jurisdiction. Wherever violations occurred, notices were served to the concerned political parties/ candidates for removal of campaign materials, failing which the district election machinery took penal steps and recovered the cost from them. Further, the amount was added to the election expenditure of the candidate concerned and also action was taken to prosecute the offender(s). Local body employees, particularly in urban areas, were utilized fully in the enforcement of Model Code of Conduct and for removal of flex-board etc. in public places.

7.3.2 The District Election Officers and COPs/SPs were made personally responsible for failure to enforce the Model Code of Conduct and for not taking action on their erring subordinates. At Taluk level, the Tahsildar/ Inspector of Police were fixed with the above responsibility. The action taken report (ATR) on violations of Model Code of Conduct along with Press Clippings was sent to the Election Commission of India in respect of important cases. Due to the strict enforcement of MCC, more than 2.1 lakh cases of MCC violations were identified and actions were initiated. **Annex 7.1** gives the district wise details.

7.4 Cases registered

7.4.1 While many of the MCC violations are not offences under law, some of the violations are also offences under various laws in force such as Indian Penal Code, Representation of People Act, 1951, etc. Such MCC violations were booked under the various provisions of law. Totally 3,747 such cases were registered for violation of Model Code of Conduct, distribution of money / material, criminal intimidation / violence, etc. District wise details are set out in **Annex 7.2**. Special effort was taken to bring these cases to completion before the election process was completed, because of which only 514 cases remained under investigation at the end of polling process. Moreover, even convictions were obtained in 449 cases. The district-wise break up is indicated in **Annex 7.2**

7.5 Daily Report on Model Code of Conduct

7.5.1 As per the direction of the ECI, Daily Report on Model Code of Conduct was compiled based on the reports obtained from the District Election Officers and sent to the Commission from the date of announcement of General Elections to Lok Sabha, 2014, till the lifting of MCC restrictions after declaration of results.

7.6 Easing of the restrictions of the Model Code of Conduct

7.6.1 The poll for the General Elections to the House of People was held on 24.04.2014 and the counting of votes was done on 16.05.2014. Since the poll was over on 24.04.14, it was felt that some of the MCC restrictions are no longer required. Hence, the Election Commission relaxed the operation of Model Code of Conduct – vide its letter No.464/TN-HP/2014-EPS, dated: 25.4.2014, to a limited extent. The ECI permitted taking up of all normal administrative works and development activities except in such districts where re-poll, if any, was pending. But the Commission specifically instructed that no officials connected with the conduct of elections can be transferred till the entire election process is completed and no review meetings can be held by the Ministers or any other political functionaries with election related officials.

7.7 Withdrawal of Model Code of Conduct

7.7.1 The Election Commission of India vide its letter No.437/INST/2014-CC & BE, dated: 18.05.2014, directed that the Model Code of Conduct has ceased to be in operation consequent on the declaration of result in respect of all the Parliamentary Constituencies followed by “Due Constitution“ Notification issued on 18.05.2014.

Chapter 8

WRIT PETITIONS AGAINST ELECTORAL PROCESS

Under the Indian Constitution, jurisdiction is given to the Supreme Court of India and High Courts of judicature of all Indian States to issue prerogative writs (formal written orders). Accordingly, a number of Writ Petitions were filed in the Hon'ble High Court of Madras, Chennai at various stages of Conduct of General Elections to the Lok Sabha, 2014, as in the case of the General Election to Tamil Nadu Legislative Assembly, 2011. The Writ Petitioners moved the Hon'ble High Court of Madras, the superior Court of the State, seeking directions to the authorities conducting elections to the House of People on various issues such as inclusion of names in the Electoral Rolls, filing of nominations and affidavits, expenditure control mechanisms, powers of Commission to transfer officials, dates of elections, seizure of money meant for bribing the voters, provisions at counting centers etc. There were cases challenging the powers vested with the Election Management authorities right from the Election Commission of India.

All the cases were promptly contested. Since the Hon'ble High Court of Madras was very much convinced with current electoral process which was in progress based on well and legally set out procedures, rules and regulations, around 50% of the writ petitions were dismissed, and many of them at the admission stage itself including one such case by the Supreme Court of India. All cases generally went in favour of the Commission and the petitions on which directions given to the ECI/ CEO/DEO/RO etc., for considering the representations of the petitioners were very few. The legal challenges were dealt with meticulously and the elections were conducted smoothly and in fair and free manner. The details viz., the prayer, the nature of disposal etc., of the writ petitions are furnished in the **Annex 8.1.** under four categories viz.,

- i) Electoral Roll,
- ii) Model Code of Conduct
- iii) Election Expenditure Monitoring and
- iv) Conduct of Elections.

Chapter 9

Systematic Voters Education and Electoral Participation (SVEEP)

9.0.1 The Constitutional mandate of the Election Commission of India for superintendence, direction and control of elections, also includes the responsibility to ensure that every eligible Indian is in the electoral roll and everyone on the roll comes to vote voluntarily. Voter is the central actor in democratic elections and voters' participation in the democratic and electoral process has become integral part of election management. Even greater awareness does not necessarily get converted in to greater participation and hence the importance of voters' education. Therefore the ECI, to achieve greater participation of voters in electoral process by educating them launched the Systematic Voter Education and Electoral Participation (SVEEP) Programme in late 2009 (then known only as Voter Education and Electoral Participation) with an action plan focusing on

- i) enrolment of all eligible persons in the electoral roll,
- ii) motivation of all enrolled electors to vote during elections, and
- iii) sensitizing, all those who vote, on ethical voting.

9.0.2 Though initiated, anchored, coordinated and monitored by ECI, the programme is not implemented by only the ECI and its subordinate electoral authorities. It is done in partnership with a host of organizations both at national and state level and both Government and private.

9.0.3 Since the introduction of the programme, elections to 23 state Legislative Assemblies have taken place till December 2013. Treating this as phase-I, the ECI rolled out phase-II programme targeting the Lok Sabha Election 2014. Based on the experience sharing and best practices of election gone States, the Commission gave instructions to draw up "SVEEP Plan for 2014" on the following lines.

- To target an increase in voters' turnout in the identified low turnout polling stations.
- To remove the gender gap in enrolment and turn out.
- Inclusion of excluded groups/communities in electoral roll and in turn out for voting.
- Visible enhancement in quality of electoral participation in terms of informed, ethical and inducement free voting.

9.0.4 The basic goals of the SVEEP programme, with the new guidelines of the Commission, were sought to be achieved in Tamil Nadu during the conduct of the

General Elections to Lok Sabha, 2014. The SVEEP action plan for the State was designed with different components consisting of different activities focusing on the existing gaps identified. It had both state level components, which was supplemented by individual district level plans which focused on issues on a more decentralized manner.

9.0.5 The new SVEEP plan was implemented from the time of Summary Revision held in October-November 2013, followed up by extensive National Voters Day Celebration on 25th January 2014 at all polling station locations in the state. This NVD programme acted as the launch pad for ushering in SVEEP schemes for the General Elections 2014.

9.1 Baseline Survey on Knowledge, Attitude, Behaviour, Belief and Practices

9.1.1 The framing of the new SVEEP plan started with the commissioning in July-August 2013 of a baseline survey on Knowledge, Attitude, Behaviour, Belief and Practices (KABBP) of voters. The work of carrying out the survey was entrusted to the Evaluation and Research Department of Government of Tamil Nadu. The study covered a sample size of 4875 sample respondents spread over in 39 Assembly Constituencies covering all 32 districts in the State.

9.1.2 The Survey results brought to light the fact that the earnest efforts taken by the Election Commission had paid rich dividends in the form of higher registration, higher EPIC coverage, higher voter turnout in the previous elections, ensuring free and fair poll, higher receptiveness of SVEEP activities and overall higher appreciation from the electorates. The conclusions drawn from the results of the Survey and Focus Group Discussions come in very handy to evolve strategies, programmes and interventions promoting ethical voting. It helped in modifying the SVEEP initiatives well ahead of the Summary Revision 2014 and facilitated in steps to be taken for increased voter participation in the Lok Sabha Elections 2014.

9.1.3 The detailed results of the KABBP Survey 2013 have been hosted at http://elections.tn.gov.in/KABP_2013.pdf and should be taken as part and parcel of this report.

9.2 Activities at the state level

9.2.1 The activities at the state level involved a matrix of activities focusing on various strengths, weaknesses, opportunities and threats. Focus was building on resources already available both in Government and private sector and build on them. Some of the activities taken up at the state level are:

a) Partnership with State Government Departments:

9.2.2 In carrying out the SVEEP activities, working with partners in the Government

system is an important part of the strategy, as without the help and support of other State Government departments the realization of the SVEEP campaign would have been incomplete. CEO had detailed interactions with those departments who had access to the last mile in terms of field functionaries right up to the village level. The departments which played an active role include the Revenue, Co-operation, Health & Family Welfare, Rural Development, Social welfare & Noon Meal Programme and Youth Welfare & Sports. They were supported by the Directorates of various departments viz., School Education, Collegiate Education, Medical Education, Technical education, Information & Public Relations, Motor Vehicles, Co-operative societies, NCC and Nehru Yuva Kendras. The officials and staff of these departments carried out SVEEP activities in their field of influence. List of activities carried out by them is as given below:

Table No: 9A**Activities Taken Up by the Partnering Departments:**

S.No	Partnering Departments	Activities Undertaken
1	Revenue Department	Display of awareness posters
		Using the field staff to reach the public
2	Directorate of School Education	Educating the students during morning prayers, to be communicated to parents
		Passing messages through NCC, NSS students
		Awareness Rallies & human chains by students
3	Department of Youth Welfare	Awareness through NCC & NSS students
4	NCC	Using district co-coordinators to reach through NCC
5	Directorate of Information & Public Relations	Using the publicity video vans for showing awareness videos. Using state laws to exhibit awareness promotional films in theatres.
6	Co-operative Department	Display of awareness message posters in all fair price shops
7	Directorate of Collegiate Education	Motivational talk, quiz, mock polling enactment
		Signature campaigns
		Administering oath by students
		Letter from students to parents
		Involving parent teacher association and school management committee

8	Motor Vehicle Department	Stickers behind the seats in the buses
		Sensitization programme in all colleges
9	Directorate of Medical Education	Display through TV in all waiting halls of hospitals
		Posters in waiting halls of hospitals
		Debate among students on election related topics
10	Department of Family Welfare	Reaching through district co-coordinators
11	Co-operative Societies	Posters and stickers display on their premises
12	Nehru Yuva Kendras	Surveillance of money distribution
13	Department of Social Welfare & NMP	Reaching through Community Development Officers
14	Rural Development	Reaching through village Committee, Mahalir thittam & Muttram magazine, trainer of trainees in Self help groups
		Placing subjects in special mahila grama sabha
		Reaching through NREGS
15	Health Department	Publicity in medical shops
		Using the advertising spaces available in health institutions
16	Directorate of Technical Education	Creating permanent voters awareness clubs

b) Partnership with Internet Browsing Centres:

9.2.3 In order to facilitate the electors and increase their response for availing the online registration facility through the website of the Chief Electoral Officer, partnership with 1208 internet Browsing Centers was developed and a Memorandum of Understanding was entered into with each one of them. These authorized internet browsing centers acted as 'Voters Facilitation Centres' and offered online electoral services. The charges to be taken for these services were fixed, so that the people were given easy facilitation at reasonable rates.

c) Awareness Campaign through State level Icons:

9.2.4 Ten State level icons gave "Electoral Participatory Awareness Messages" to the public, with the focus being on participation and ethical voting. Their appeals were

propagated through a multi media approach involving TVs, Cable Channels, theatre, etc. Their screening in public theatres was done free in all cinema halls through Department of Information and Public Relations, utilizing the provisions of the State Cinematographic Law regarding screening of news reels. Publicity was made by the District Collectors through the local cable channels and Cinema theaters. Appeal Messages were aired at frequent intervals through all TV channels (both Doordarshan, as well as Private) by invoking their sense of being responsible corporate citizens. Similarly the radio channels including the FM channels broadcasted these messages. Further, the Tamil Nadu Arasu Cable TV prime channel telecast them continuously in a loop along with other motivational programmes. On Doordarshan and AIR, the programmes were telecast/broadcast during the prime slot hours.

9.2.5 The Star Icons who supported the SVEEP campaign with their messages:

Table No: 9B

1	Thiru. Kamal Haasan	Actor	Remember, Selling your vote is selling your self respect.
2	Thiru. Viswanathan Anand	Chess Grand Master	Let us not forget to vote. Let us make our country proud.
3	Thiru. SP.Balasubramaniam	Singer	Vote with conscience, without fear, responsibly. Be a proud Indian.
4	Tmt. Rohini	Actress	Voting is the weapon of non-violence, Your vote is your strength.
5	Thiru. Dinesh Karthick	Cricket Player	Vote for stronger democracy. Your vote is your right. Be a proud Indian
6	Thiru. Arjun	Actor	Let us think of our country's future and vote with conscience.
7	Ms. Deepika Pallikal	Squash Player	Your vote is your future. Don't sell your vote.
8	Tmt. Gowthami	Actress	Don't sell your right to vote for gifts and money. Don't sell the future of our children.
9	Thiru. Gopinath	TV Anchor	Each of our votes counts. Vote for democracy.
10	Dr. MS Swaminathan	Agricultural /Social Scientist	Think hard. Vote according to your conscience.

d) Short Films:

9.2.6 In addition to these, three short films, each of 3 minutes duration, was produced by this department

- ✧ Don't sell your right
- ✧ Let us all vote- urging youth to vote
- ✧ Democratic duty

Arrangements were made to screen these short films in all cinema halls, cable television channels and at all public places using video vans by the District Collectors/ DEOs.

e) Voter Awareness Songs

9.2.7 Three songs were produced by Doordarshan and those were also uploaded on CEO's website for all other stake holders, to have access to and use it in their awareness campaigns.

f) Campus ambassadors:

9.2.8 An year before the General Elections to Legislative Assembly in 2011 the electoral data indicated that the registration/enrollment of eligible young voters of the age group of 18-19 yrs and 20-24 yrs were extremely low. To tackle this issue and focus attention on the enrollment of all the eligible young voters, a system was adopted by which the Roll Officials visited the colleges, collected enrollment forms and facilitated the young voters to get enrolled. Going a step ahead a year before when the General Elections to Lok Sabha, 2014 was due, the Concept of "Campus Ambassador" was adopted to inculcate a feeling of belongingness among the students. Campus Ambassadors were the representatives of the students from the students themselves, acting as facilitating persons between students and roll officials. They were identified and trained about the procedures involved in electoral registration. They were advised to enroll themselves first and then their class mates and college mates. As many as 1402 Campus Ambassadors in 1030 institutions had been identified and trained. A hand book of election related information had been prepared, published and distributed by the office of the CEO through the District Election Officers for the use of Campus Ambassadors and the Nodal Officers as a first hand ready reference.

g) Awareness through the Social media

9.2.9 The potential of social media like Facebook, etc, as means of interactions among people, was used effectively for creating awareness relating to registration and voting and clarifications on all electoral related issues. The movies and videos relating to awareness on all aspects of electoral process were uploaded on the public

portal- 'Youtube' for public view with link from Chief Electoral Officer's website. The DVD bytes of state level ICONS too were uploaded in the CEO's website and adequate publicity of the same was made. All District Collectors/DEOs, the partnering Departments and other stake holders downloaded the materials, and used it extensively for their awareness campaigns. The Chief Electoral Officer personally operated the Face book page ceo@tn.gov.in, which he used it effectively, both to disseminate information and get timely feedback.

h) SVEEP Awareness Materials:

9.2.10 The awareness information posters relating to registration of electors, ethical voting, exercise of democratic right etc., were designed in CEO's office and communicated to all the Districts. They in turn made big posters, pamphlets and displayed them at all prominent locations including the places near Public Distribution Shops and electricity-tariff payment counters. The District SVEEP Nodal Officers made use of the campus ambassadors and the college nodal officers for displaying banners and posters in prominent locations near the institutions and on the notice boards of the colleges. NGO partners too downloaded the posters and awareness materials from Chief Electoral Officer's website and used them in their publicity programmes.

i) Partnership with Civil Society Organizations

9.2.11 Memoranda of Understanding were signed by the CEO with the following Civil Society Organizations (CSO) enabling active partnership in implementation of SVEEP Programmes.

Table No: 9C

S.No	Name of CSOs	MOU Signed on
1	Youth ExNoRa International	02.01.2014
2	Forum for Electoral Integrity	23.01.2014
3	Voice for Justice	17.02.2014
4	Public Voice	11.03.2014

9.2.12 While the Youth Exnora Group focused on mobilizing youth and others in urban areas for increased participation in elections through a series of programmes, the other three were involved more in sending message of ethical voting. Voice for Justice had nominated District Level Co-coordinators in 14 districts, to assist the Government Departments for the effective implementation of SVEEP activities and expenditure monitoring measures.

9.2.13 In addition to the above CSOs, there were a number of Non-Governmental Organizations who participated in this task through an informal partnership. Some of them were All India Human Rights Organization, Human Welfare Rights Organization, Cinema Pathirikaiyalar Sangam and Tamil Nadu People Rights Movement who involved themselves in dissemination of messages like NOTA and ethical voting.

j) Separate Channel used for Election Department:

9.2.14 One prime band of the Arasu Cable TV Corporation Limited, the State-owned undertaking, was taken up for SVEEP activity and was utilized to the maximum to telecast the awareness messages, songs, video bytes of star icons. Three short films (Don't sell your right, Let us all vote- urging youth to vote and Democratic duty), each of 3 minutes duration, produced by this department were also telecasted at frequent intervals continuously in the prime channel of Arasu Cable TV in order to create awareness among the people about the importance of ethical voting concept and as an invitation to the electors to vote without fail. In addition, the message of State Icons and some of the NVD cultural items were also played on the channel.

k) Display of Awareness Message in Theatres during each Show:

9.2.15 Awareness messages by star icons were repeatedly exhibited in all the theatres for 5-10 minutes during each show, utilizing the newsreel slot available through the cinematographic law in the state whereby the theaters have the obligation to show Government programmes for an assigned time period. Using this arrangement electoral awareness short films were also screened in the theatres throughout the State. This method of awareness spread reached more number of electorates and made them realize the importance of their democratic duty and importance of ethical voting.

9.3 Activities at the District Level

9.3.1 While the State level put out various guidelines and provided the master template, actual implementation took place at the district and sub-district levels. To translate the objectives of the SVEEP into achievements at the field level one nodal officer was designated in each district to look after the SVEEP activities. Further, it was desired that there needs to be an 'institutional structure' to ensure that coordinated activities are taken up at field level in a comprehensive manner. For this, the system of District level "SVEEP Core Committee" with District Collector as Chairman and SVEEP- nodal officer as Member secretary and other stake holding departments and interested persons as members, had been formed in each district. Periodic monthly meetings were conducted in all the 32 districts.

9.3.2 The districts went about their SVEEP activities in a systematic manner taking into account both the results of the KABBP survey of 2013 and polling percentages in 2011 at polling station levels. While the plans had the general components like rallies, marathons, human chains, etc which impacted the population

at large, there were also specific plans for particular groups, such as tribals, women, youth who appeared to need additional interventions. Similarly, polling stations with lower voting percentage in previous elections had special attention bestowed on them.

9.4 Awareness Observers:

9.4.1 The Election Commission of India also appointed Two Awareness Observers in select Parliamentary Constituencies, having a history of lower voter participation, for monitoring the implementation of the SVEEP program. One Observer was appointed to oversee 2.Chennai North, 3.Chennai South, 4.Chennai Central and 5.Sriperumbudur Parliamentary Constituencies while another Observer was appointed for 35. Ramanathapuram and 36. Thoothukkudi Parliamentary Constituencies.

9.5 Systematic Voters Education and Electoral Participation (SVEEP) initiative had tried all possible measures to ensure that all eligible voters exercise their electoral rights during the Lok Sabha Elections 2014. During this election Tamil Nadu was able to achieve a voter turnout of 73.74 % which was marginally higher than the voting turnout during the previous parliamentary elections in 2009, which was 73.05 %. However, in terms of number of voters, the number of people who voted this time was one crore more than the previous year, the maximum increase seen between any two elections, the previous year increase being only around 16 lakhs. The details of SVEEP activities taken up have been brought out as a book, which has been hosted on the website http://elections.tn.gov.in/GETNLS2014/SVEEP_Initiatives_LS2014.pdf.

Chapter 10

NOMINATION, SCRUTINY AND ALLOTMENT OF SYMBOLS

10.1 Announcement of poll schedule

10.1.1 The Election Commission of India announced on 05.03.2014 the Poll programme for General Elections to Lok Sabha, 2014 taking into account various factors like schedule of school examinations, availability of Central Para Military Forces, time needed for movement and deployment of forces and assessment of ground realities in the country. The ECI also, either directly or through its officials, ascertained the views of recognized political parties in the state, Chief Secretary, Director General of Police and the Home Secretary before fixing the poll schedule.

10.1.2 Elections in the country were scheduled in 9 phases from 7.4.2014 till 12.5.2014 with the counting scheduled on 16.5.2014. In Tamil Nadu, it was scheduled as a single day election in the sixth phase on 24.4.2014. TamilNadu became the state where maximum number of constituencies (39) went to poll in a single day. Following was the schedule of programme for conduct of elections in the State:-

Table No: 10A

Issue of Notification	: 29.3.2014 (Saturday)
Last date for filing Nominations	: 5.4.2014 (Saturday)
Scrutiny of Nominations	: 7.4.2014 (Monday)
Last date for withdrawal of candidature	: 9.4.2014 (Wednesday)
Date of poll	: 24.4.2014 (Thursday)
Counting of votes	: 16.5.2014 (Friday)
Date before which the election Process shall be completed	: 28.5.2014 (Wednesday)

10.1.3 Consequent on the above announcement, the Governor of Tamil Nadu issued a notification under sub-section 1 (2) of Section 15 of the Representation of the People Act, 1951 and the same was published in an extra-ordinary issue of Gazette of the State on 29th March, 2014 to call upon all the Parliamentary Constituencies of the State to elect Members of the 16th Lok Sabha (House of People). Considering the increase in the number of voters and the likely more number of contesting candidates in the fray, the Commission increased the poll hours by an hour to commence the poll at 7.00 a.m. and conduct the poll till 6 p.m. on 24th April, 2014.

10.1.4 Invoking Section 61A of the Representation of the People Act, 1951, the Election Commission of India issued a special Notification directing that the votes at the General Elections to Lok Sabha shall be given and recorded by means of Electronic Voting Machines in the prescribed manner in all the 39 Parliamentary Constituencies. The same was published in an extra-ordinary issue of Tamil Nadu Government Gazette dated: 5.04.2014. The Commission, in exercise of the powers conferred under proviso to Rule 49 A of the Conduct of Election Rules, 1961, also issued a special notification directing that a printer with a drop box may also be attached to a voting machine (VVPAT) for printing a paper trail of the vote in a constituency or constituencies or parts thereof as ECI directs. The above notification of the Commission was published in an Extra-ordinary issue of Tamil Nadu Government Gazette Dated 05.04.2014.

10.2 Filing of Nominations

10.2.1 Based on the Election Commission of India notification filing of nominations commenced on 29.3.2014. Till the last date viz., 05.04.2014, 1,255 persons filed their nominations in total. On the day of scrutiny (07.04.2014), 349 were rejected and 61 nominations were withdrawn till the last date for withdrawal of candidature (09.04.2014). Thus, totally 845 candidates were left in the fray for the 16th General Elections to the Lok Sabha. Parliamentary Constituency wise break up of number of nominations filed, rejected, withdrawn and finally left in fray after last date of withdrawal is given in **Annex 10.1**.

10.3 Allotment of Symbols

10.3.1 During the General Elections to Lok Sabha 2014, there were six recognized National parties and three recognized State parties, for which the symbols reserved were as follows:

Table No: 10B

Name of the National party		Symbol reserved
1.	Bahujan Samaj Party	Elephant
2.	Bharatiya Janata Party	Lotus
3.	Communist Party of India	Ears of Corn and Sickle
4.	Communist Party of India (Marxist)	Hammer, Sickle and Star
5.	Indian National Congress	Hand
6.	Nationalist Congress Party	Clock
Name of the State party		Symbol reserved
1.	All India Anna Dravida Munnetra Kazhagam	Two Leaves
2.	Desiya Murpokku Dravida Kazhagam	Nagara
3.	Dravida Munnetra Kazhagam	Rising Sun

10.3.2 Following political parties recognized in other States availed themselves of the concessions under paragraph 10 & 10A of Election Symbols (Reservation and Allotment) Order, 1968 for allotment of their reserved symbols to their candidates set up in select Parliamentary Constituencies in Tamil Nadu during the General Elections to the Lok Sabha, 2014:

Table No: 10C

Sl. No.	Name of the Recognised State parties, State / UT in which recognised	Reserved Symbol
1.	Aam Aadmi Party (NCT of Delhi)	Broom
2.	Janata Dal (United) (Bihar)	Arrow
3.	Lok Jan Shakti Party (Bihar)	Bungalow
4.	All India Trinamool Congress (Arunachal Pradesh, Manipur and West Bengal)	Flowers and Grass
5.	Indian Union Muslim League (Kerala)	Ladder
6.	Pattali Makkal Katchi (Puducherry)	Mango
7.	Jharkhand Mukti Morcha (Jharkhand)	Bow & Arrow
8.	Shiv Sena (Maharashtra)	Bow & Arrow
9.	Janata Dal (Secular) (Karnataka and Kerala)	A Lady Farmer carrying Paddy on her head

10.3.3 Among the above political parties Shiv Sena, a recognized State party in Maharashtra, and Jharkhand Mukti Morcha, a recognized State party in Jharkhand, have the same symbol (bow and arrow) already allotted to them by the ECI. So the Commission directed that while they would get their respective symbols in constituencies where the other party has not put up any candidate, both would not get the symbol in a constituency where both have candidates and they would only be allotted one of the free symbols from the list of free symbols as per provisions of the para 12 of the Symbols Order, 1968.

10.3.4 In addition, there were registered unrecognized political parties and independents, for whom the Election Commission notified a list of 85 free symbols, which could be allotted to candidates set up by these parties and independents.

10.3.5 Further, there were requests from many prominent registered unrecognized political parties for allotment of exclusive symbols under the provisions of Para 10 B of the Election Symbols (Reservation and Allotment) Order, 1968. The Commission directed that candidates set up by such parties in Tamil Nadu shall be allotted a common symbol as detailed below, provided the party sets up candidates in at least 10% of the total number of Parliamentary Constituencies (4 PCs) in the State. However, the ECI also mandated that in all other Parliamentary Constituencies these symbols shall be available

for allotment as free symbols, where the above parties had not fielded their candidates. The parties which were given the facility under these provisions are:

Table No: 10D

Sl. No.	Name of the registered unrecognized Political Party	Common Symbol allotted
1	Union Party of India	Bottle
2	Patriot	Bat
3	Indian Oceanic Party	Telephone
4	Secular Democratic Labour Party of India	Auto Rickshaw
5	Rashtriya Ahinsa Manch	Flute
6	Young India Tangress Party	Television
7	National Lokmat Party	Kettle
8	Makkal Manadu Katchi	Bucket
9	Republican Party of India (A)	Sewing Machine
10	Communist Party of India (Marxist-Leninist) (Liberation)	Flag with Three Stars
11	All India Minorities Front	Air Conditioner
12	Jantantra Party	Almirah
13	Bharat Bharashtachar Mitao Party	Envelope
14	Communist Party of India (Marxist-Leninist) Red Star	Saw
15	Nav Bharat Democratic Party	Table

10.3.6 The above order of the ECI necessitated close monitoring of the total number of candidates fielded by the above parties in the entire state at the end of withdrawal of nominations, and then directing the Returning Officers on whether the above parties were eligible to avail the above concession. For these a close coordination was maintained by CEO's office to ensure that such a slip up does not occur.

10.3.7 Only three parties viz., 1) Makkal Manadu Katchi, 2) Republican Party of India (A) and 3) Communist Party of India (Marxist-Leninist) Red Star fulfilled the condition, fielding candidates in more than 4 PCs in the State. So based on the Commission's instructions the Returning Officers were instructed in CEO's Lr. No.24/2014-48 Dated 09.04.2014 to allot Common Symbols viz., 1) Bucket, 2) Sewing Machine and 3) Saw to the above parties, respectively, under Para 10B of the Election Symbols (R & A) Order 1968.

10.4 Details of the number of candidates finally fielded, by various recognized parties, unrecognized registered parties and independents are given in **Annex 10.2**.

Chapter 11

POSTAL BALLOT PAPERS

11.1 Normally voters are expected to vote in person at the polling station. However, the Election Law permits certain categories of electors to vote, instead, by post. Section 20 of Representation of People Act, 1950, Section 60 of Representation of People Act, 1951 and Rule 17, 18(a) &(c), 20-21, 27B of Conduct of Election Rules, 1961 entitle the following classes of electors to exercise their franchise through postal ballot:

- a) Service voters, other than those who opt for proxy voting (SVs);
- b) Special Voters;
- c) The wives of persons referred to in classes (a) and (b) above;
- d) Electors subject to preventive detention;
- e) Voters on election duty; and
- f) Notified voters

11.2 Election Commission has issued instructions from time to time for each category of postal voters so as to ensure that all such voters are able to exercise their franchise without any scope for any grievance. The updated and improved instructions were issued as comprehensive Guidelines in its Lr. No.52/2014-SDR dated 7thMarch 2014, based on which instructions were issued to all the District Election Officers and the Returning Officers in CEO's Letter No.5064/Elections-IX/2012-25, dated 27.3.2014.

11.3 Based on the Election Commission of India's guidelines, the Returning Officers had been instructed to ensure that the Postal Ballot papers for the service voters were printed locally under foolproof security under the strict and vigilant supervision of a responsible officer, preferably an Assistant Returning Officer.

The Deputy Director, Government Stationery Stores, Rajaji Salai, Chennai – 600 001 supplied required number of foolscap folio sheets of white wove paper (8½”X13½”) for printing of Postal Ballot papers for all the Assembly segments of each Parliamentary Constituency. The Director General of Police / Superintendents of Police were requested to provide adequate security at the Printing Presses where the Postal Ballot Papers had been printed by the Returning Officers concerned. The Returning Officers completed the printing of the postal ballots within 48 hours in the case of Service Voters and within 72 hours in the case of Special Voters and electors under Preventive Detention from the last hour fixed for the withdrawal of Candidature. Dispatch of Postal Ballot papers was also done immediately without

any loss of time. Total number of service voters to whom the Postal Ballot was dispatched was 71,194. In addition, 68 voters who were under preventive detention were also issued postal ballot papers. **Annex 11.1** brings out constituency wise details of service voters and preventive detainees to whom postal ballots were despatched.

Dispatch of Postal Ballots to Service Voters

11.4 All out efforts were taken, based on the previous experience gained during the General Elections to the Legislative Assembly, 2011, well in advance to send Postal Ballot papers, meant for the Service Voters serving in the Army, Navy, Air Force and other Para-Military Forces, to their respective Offices/ Record Offices. For this complete and correct information such as Service Number (IC Number), rank and name of each officer concerned were collected meticulously in time. Through this, in no case the Postal Ballots meant to be sent to Record Offices were wrongly sent to Army Head Quarters, New Delhi during General Elections to Lok Sabha, 2014. The outer envelope (Form 13C) for postal ballots to service voters, as per Commission's guidelines, was in Yellow color to distinguish it from that for the employees on poll duty. The covers containing the postal ballot papers meant for members of Armed Forces invariably carried on it the electors rank, regimental number etc to avoid the difficulty likely to be faced by the record office to send the cover to the elector concerned. The hour and date fixed for commencement of counting of postal ballots were also indicated under clause (6) of instructions for guidance of electors of Form 13(D) before the dispatch of postal ballot papers to the service voters.

Supply of Postal Ballots to Polling Personnel, etc

11.5 The Returning Officer of each Parliamentary Constituency took earnest efforts to explain to the Polling Personnel their right to vote by post and issued Form 12 to all eligible voters. The ROs ensured during first training class that the polling personnel were educated for filling Form 12 to apply for Postal Ballot paper. Separate time was allotted in the training for explaining the procedure of marking and depositing of postal ballot papers. Time was also given during the training for the personnel to fill up the Declaration in Form 13A, Verification by Gazetted Officer, marking of postal ballot and depositing the same in the postal ballot box. The Assistant ROs were available at the training centers with copies of Electoral Rolls to enable the polling personnel to verify their names. Both Form-12 and Form 12A, printed back to back, were issued to polling personnel along with the appointment orders. They were asked to fill both and bring the same when they come for the 1st training. Based on the allotment of their Assembly segments, after the second randomization, the personnel who required postal ballots were given postal ballots, while those who required Election Duty Certificates (EDC) were given the EDC during the second training. Each Returning Officer made arrangement in all training locations (otherwise called Facilitation Centers for the

purpose of casting postal votes) in the District to receive the postal ballots at the time of second training itself by placing postal ballot boxes as per the guidelines prescribed by ECI. The Commission directed to provide the Facilitation Centre facility at the time of third training class also. The entire process of postal balloting at each facilitation center was ordered to be video-graphed. Even otherwise drop-boxes were kept in the office of the ROs also, where people could drop their postal ballots till the morning of counting on 16/5/2014.

11.6 Out of 2,91,637 personnel drafted for polling duty only 1,32,833 applied for the postal ballot in Form-12 of which 93,035 were given postal ballots. In addition, 91,529 applied in Form 12A for EDC, of which 65,799 received the EDC. In the case of police and other personnel, out of 79,043 drafted for duty, 41,311 returned filled up Form-12 and postal ballots were issued to 31,455 personnel. In addition, 17,823 such personnel applied for EDC in Form 12A, of which 15,391 received the EDC. Not everyone could be given postal ballots because some had to be rejected due to reasons of wrongly filled up Form-12, names not there in rolls, part number wrongly filled up, unsigned application, etc. Constituency- wise details are given in **Annex 11.2**.

Receipt of Postal Ballots by Post

11.7 The Commission in its Letter. No.52/2014-SDR dated 07.03.2014 specified the following guidelines for receipt of postal ballots:

- i) The Chief Electoral Officer will make arrangement with the Postal Department asking it to nominate one post office for each Parliamentary Constituency to deliver postal ballots every day, to the respective RO's office, at 3.00 pm every day and at 8.00 am or such other time on the day of counting at the Counting Centre.
- ii) All recognized political parties and contesting candidates must be intimated in writing informing them to be present at the time delivery of postal ballots by the post office concerned.
- iii) The postal ballots delivered by the post office would be counted in the presence of the representatives of the political parties and the candidates. The number of postal ballots received will be entered in the daily return in Format-3 by the RO. The entire process was to be video-graphed.
- iv) The RO will keep all postal ballots received every day in a separate envelop for that day and write on the envelope, the date, and the words – "Postal Ballots received by Post". He/ She would keep this envelop also in the strong room for postal ballots.

- v) The RO will prepare a return of the postal ballots received from the Facilitation Centers in Statement -3 every day till he stops receiving postal ballots from facilitation centers. She/he will also enter the number of postal ballots received by post in the return on Statement -3 till the day of counting.

11.8 The General Elections to the House of People was over on 24.04.2014, while counting was scheduled on 16.05.2014. Postal ballots were accepted in the interim period scrupulously following the directions of the ECI. Of the total 1,95,752 postal ballots issued, only 88,824 were received back, which were duly counted on the counting day.

Chapter 12

ELECTION MATERIALS

12.1 An important aspect in conduct of elections is the procurement and supply of materials, in addition to the EVMs. A variety of election materials such as statutory and non statutory forms, covers, indelible inks, tables, chairs, voting compartments, seals, arrow marks, etc. form part of the inventory.

12.2 The District Election Officers were directed to make an initial assessment of available election materials in the districts as a part of the exercise of procurement of materials. After taking stock of the materials available in the districts and the office of the Chief Electoral Officer, orders were placed with the appropriate authorities for supply of required items of election materials for use in the General Elections to Lok Sabha, 2014. Brass Metal Seals, Arrow Cross Markers, Rubber Stamps, Voting Compartments, Pink Paper Seals, Green Paper Seals, Outer Paper Strip Seals, Indelible Ink, Polythene Sheets and Statutory/Non Statutory Forms & Covers were the important polling materials other than EVMs.

12.3 **Brass Metal Seals:** At the time of initial assessment, 32,873 seals were in stock in the state. To fill up the gap, against the requirement, orders were placed with the Public Works Department Workshop and Stores to supply 33,100 Brass Metal Seals to the District Election Officers for use in the General Elections to Lok Sabha, 2014.

12.4 **Arrow Cross Mark Rubber Stamps:** Consequent to the introduction of Electronic Voting Machines, followed by discontinuation of Ballot Box and Ballot Paper system in conduct of elections, there is considerable reduction in the requirement of the Arrow Cross Mark Rubber Stamps during Assembly and Parliament elections. However, they were still required in case the issue of tendered vote arises at any polling station. Taking into account stock already available, 37,000 Arrow Cross Mark Rubber Stamp were ordered to be supplied by the Ideal Cottage Industries, Jaipur to the District Election Officers for use.

12.5 **Voting Compartments:** The Election Commission of India prescribed two types of Compartments with the following specifications for use at the time of General Elections to Lok Sabha, 2014.

a) Type A: Size 30"x23"x23" (Two Ballot Units)

b) Type B: Size 40"x23"x23" (Three Ballot Units)

The Director of Stationery and Printing procured 70,400 pieces of Type A and 16,000 pieces of Type B respectively and distributed to all 32 districts.

12.6 Pink Paper Seals: Election Commission of India had directed that Pink Paper Seals were to be fixed in both Control Units as well as Ballot Units after First Level Checking. Accordingly, based on the requirement, 1,30,000 Pink Paper Seals (for Control Units) and 1,65,000 Pink Paper Seals (for Ballot Units) were procured from the Government of India Press, Nasik for distribution to all the 32 Districts.

12.7 Green Paper Seals: EVMs of Pre as well as Post 2006 versions of BEL make and upgraded post 2006 of ECIL make were used during General Elections to Lok Sabha, 2014 in Tamil Nadu. Green Paper Seals at the rate of two for Pre 2006 version and one for Post 2006 were required to be fixed in each Control Unit. Totally 3,14,000 Green Paper Seals were purchased from the Government of India Press, Nasik and distributed to all District Election Officers. Accordingly, for each Polling Station 6 seals were distributed, of which 4/5 were to be kept as reserve depending on the type of the EVM used.

12.8 Outer Paper Strip Seals: For each EVM (Control Unit) one Outer Paper Strip Seal was required. On that basis 3,25,000 Outer Paper Strip Seals with Serial numbers were procured for Poll day use in EVMs and 1,50,000 Outer Paper Strip Seals without serial numbers were also procured for training of Polling Officers, from M/s India Security Press, Nasik and supplied to all District Election Officers. 4 Seals were given to each Polling Station of which 3 were to be kept as reserve.

12.9 Indelible Ink: As per Election Commission of India's mandate, Indelible Ink phials were to be supplied to the Polling Stations at the rate of one for the polling station having 700 Voters and two for Polling Stations having more than 700 Voters. On this basis, 1,20,000 numbers of 10 ML bottles of indelible ink were required to be procured from M/s Mysore Paints & Varnish Limited, Mysore for distribution to all District Election Officers. Before making use of the Indelible Ink supplied by the above manufacturer, certificates confirming its quality were obtained from the National Laboratory, New Delhi and the King Institute, Guindy, Chennai sending random samples to these institutions.

12.10 Symbol Booklets/Posters: As per Election Symbols (Reservation and Allotment) Order, 1968 symbols reserved for 6 National Parties and 3 State Parties were allotted to them at the time of General Elections to Lok Sabha, 2014. In addition, there were 87 free symbols allotted to unregistered political party candidates and independent candidates. Government Central Press, Chennai was entrusted with the work of printing Symbols Booklets and Symbol Posters. According to the specification prescribed by the Election Commission of India, i.e., 9 cm x 6 cm, pictures of symbols were printed and supplied to all the polling stations along with posters.

12.11 **Polythene Sheets:** After taking stock of 39,150 polythene Sheets of 6' x 6' size available in the districts, 1,09, 000 pieces of first quality L.D.P.E Polythene sheets of the size 6' x 6' with 100 Micron thickness were procured by the Director of Stationery & Printing to meet out the further requirement and supplied to the District Election Officers to protect the Electronic Voting Machines from moisture and any possible rain on the poll day.

12.12 **Stationery Items:** Stationery items like Pins, White Twine (10 m each), Brown Sheets for packing etc., were locally purchased by the Commissioner of Stationery & Printing, Chennai – 2 and supplied to District Election Officers for use during the elections and to the District Election Officers, the Returning Officers and the Assistant Returning Officers, for their office use. Details of the same are given in the **Annex 12.1**.

12.13 **Rubber Stamps Bearing 'Rejected Votes':** After taking into account the availability of Rubber Stamps bearing 'Rejected Votes' with the District Election Officers, 702 numbers were manufactured and supplied by the Works Manager, Government Central Press, to the District Election Officers for use in Counting Centres at the rate of 3 per Assembly Segment. In addition to this, the District Election Officers were directed to locally arrange for Rubber Stamps indicating the "distinguishing mark" of the polling Stations for use on the day of poll.

12.14 **Statutory/Non Statutory Forms & Covers etc.:** Following 30 items of statutory forms both in English and Tamil were printed and supplied by the Government Central Press. In addition to this, 13 items of Non Statutory Forms, 15 items of statutory covers and 10 items of Non Statutory covers were printed and supplied to the District Election Officers for the use in the EVMs. The forms and covers were colour coded to ensure that the Presiding Officers could easily match the form with the cover, reducing the chances of error. The colour coding details are given in **Annex 12.2**.

a) **Statutory Forms:**

Table No: 12A

Sl.No.	No. of the Form	Name of the Form
(1)	(2)	(3)
1.	FORM 1	Notice of Election (English & Tamil)
2.	FORM 2-A	Nomination Paper (English & Tamil)
3.	FORM 3-A	Notice of Nomination (English & Tamil)
4.	FORM 4	List of Validly Nominated Candidates (English & Tamil)

5.	FORM 5	Notice of Withdrawal (English & Tamil)
6.	FORM 6	Notice of Withdrawal of Candidature (English& Tamil)
7.	FORM 7-A	List of Contesting Candidates (English & Tamil)
8.	FORM 8	Appointment of Election Agent (English & Tamil)
9.	FORM 9	Revocation of Appointment of Election Agent (English& Tamil)
10.	FORM 10	Appointment of Polling Agent (English & Tamil)
11.	FORM 11	Revocation of Appointment of Polling Agent (English & Tamil)
12.	FORM 12	Letter of intimation to Returning Officer (English & Tamil)
13.	FORM 12-A	Application for Election Duty Certificate (English & Tamil)
14.	FORM 12-B	Election Duty Certificate (English)
15.	FORM 13-A	Declaration by Elector (English & Tamil)
16.	FORM 13-D	Instructions for guidance of Electors (English & Tamil)
17.	FORM 13-F	Appointment of Proxy by classified Service voter to give vote (English & Tamil)
18.	FORM 13-G	Revocation of appointment of Proxy or Revocation of appointment of Proxy and appointment of substitute proxy by classified service voter to give vote. (English & Tamil)
19.	FORM 14	List of Challenged Votes (English)
20.	FORM 14-A	List of Blind and Infirm Voters (English)
21.	FORM 17-A	Register of Voters (English)
22.	FORM 17-B	List of Tendered Votes (English)
23.	FORM 17-C	Accounts of Votes Recorded (English)
24.	FORM 18	Appointment of Counting Agent (English & Tamil)
25.	FORM 19	Revocation of Appointment of Counting Agent (English & Tamil)
26.	FORM 20	Final Results Sheet (English)
27.	FORM 21-C	Declaration of Result of election (English)
28.	FORM 21-E	Return of election (English)
29.	FORM 22	Certificate of election (English)
30.	FORM 26	Affidavit to be furnished by candidate before the Returning Officer [English & Tamil]

b) Non Statutory Forms:**Table No: 12 B**

Sl.No. (1)	Name of the Form (2)
1.	Presiding Officer's Diary (English only)
2.	Declaration by Presiding Officer before the commencement and closure of poll (English only)
3.	Form of Oath or Affirmation [English & Tamil]
4.	Declaration by companion of Blind or Infirm Voters [English only]
5.	Letter of complaint to Sub-Inspector of Police [English only]
6.	Form of declaration by elector about age [English only]
7.	Candidates Identity Card [English only]
8.	Visit Sheet (English only)
9.	Receipt of Challenge fee in a booklet form containing 20 forms. [English only]
10	Mock Poll Certificate (English only)
11	Entry Pass to Polling Agent
12	Polling Stations Check List
13	Form of Declaration of elector under rule 49A of the Conduct of Elections Rules (VVPAT) (English only)

c) Statutory Covers:**Table No: 12C**

Sl.No. (1)	Name of the Cover (2)
1.	Cover for Tendered ballot papers & list of tendered Votes.
2.	Cover for List of challenged votes
3.	Cover for List of Blind and infirm Voters
4.	Cover for Appointment Letters to Polling Agents
5.	Cover for Miscellaneous papers
6.	Cover "A" (Form 13-B for enclosing Postal ballot papers)
7.	Cover "B"(Form 13-C) for enclosing cover 'A' & declaration in form 13-A

8.	Cover Presiding officer's marked copy of Electoral Roll (White Colour)
9.	Cover for Unused & Damaged paper seals
10.	Cover for Declaration by Companion of Blind or Infirm Voters
11.	Cover for Cash and Receipt Book
12.	Blank cover as Spare
13.	Outer cover for sending Postal ballot papers
14.	Brown sheets of RA1 size (to be used at the Counting centre)
15.	Green Statutory Cover

d) Non Statutory Covers:-

Table No: 12D

Sl.No. (1)	Name of the Cover (2)
1.	Cover for Register of Voters (white)
2.	Cover for used Voters Slips
3.	Cover for unused Voters Slips
4.	Cover for unused Ballot Papers supplied for Tendered votes
5.	Cover for unused and damaged Special Tags.
6.	Cover for unused and damaged Strip Seals.
7.	Yellow Non Statutory Cover
8.	Brown Non Statutory Cover
9.	Blue Miscellaneous Cover
10.	White Master Cover

Chapter 13

EXPENDITURE MONITORING AND ACCOUNTS

13.0.1 Expenditure by contesting candidates/political parties is one of the important parameters which the Election Commission has to monitor. Section 77(1) of Representation of the People Act, 1951 makes it mandatory for every candidate to the Lok Sabha or Legislative Assembly to keep a separate and correct account of all expenditure incurred or authorized by him or by his election agent, between the date on which he/she has been nominated and the date of declaration of the result, both dates inclusive. Under Section 77(2), the account shall contain such particulars as may be prescribed. Failure to maintain the account, as per ECI instructions, is an electoral offence under Section 171-I of the IPC.

13.0.2 Election expenditure by the contesting candidates could also be further divided in two categories. First category is the election expenditure which is allowed under the law for electioneering, subject to it being within the permissible limit. The legal expenditure by political parties/contesting candidates would include the expenditure connected with electioneering like on public meetings, public rallies, posters, banners, vehicles, advertisements in print or electronic media etc. The Election Commission of India had fixed Rs.70.00 lakhs, as the maximum ceiling on expenditure in the case of candidates contesting for General Elections to the Lok Sabha, 2014. As far as second category of expenditure is concerned, it is on items which are not permitted under law and so it is obvious that it would never be reported by political parties/candidates. Expenditure in the form of distribution of money, liquor or any other item to the electors with intention to influence them or any expenditure incurred on surrogate advertisement, paid news etc., is illegal since it amounts to bribery and is an offence under the Indian Penal Code and a corrupt practice under the Representation of People Act, 1951.

13.1 Election Expenditure Monitoring Mechanism

13.1.1 Multi-party democracy cannot function without use of money which is essential for electioneering. However, abuse of 'money power' results in uneven playing field, lack of fair competition, etc. Hence, it must be ensured that all election expenditure on permitted items is truthfully reported and considered while scrutinizing the expenditure accounts submitted by the candidates. And for preventing candidates from incurring unlawful expenditure, a robust system is required. Curbing the use of money power during election process is a very challenging job in view of its inherent complexities involved. The process requires tremendous efforts and co-operation from all stakeholders to ensure purity of elections. Since there was a general apprehension amongst various stakeholders that there might be extensive attempts towards illegal expenditure, the Election Commission came up with a new Expenditure Guidelines, for the first time, in

the year 2010 at the time of General Elections to Bihar Legislative Assembly with the objective of preventing the same, and to capture the total extent of legitimate expenditure. The same was fully implemented during elections to the Legislative Assembly elections in Tamil Nadu in 2011. Based on experience in subsequent assembly elections, the Commission updated its guidelines for implementation during the General Elections to the Lok Sabha, 2014.

13.2 Structure of Expenditure Monitoring Mechanism.

13.2.1 As per the comprehensive guidelines of the ECI, following was to be the structure of the Expenditure Monitoring Mechanism.

(I) Expenditure Observers:

13.2.2 Senior Officials of Indian Revenue Service/Indian Customs and Central Excise services were appointed by the Commission for specified constituencies to observe the election expenses by the candidates. There were two expenditure observers for each Parliamentary Constituency in these elections. They monitored the entire expenditure control machinery in constituencies under their control. Their job got over only after scrutinizing the expenditure statement filed by candidates within 30 days of declaration of results.

(II) Assistant Expenditure Observers:

13.2.3 Assistant Expenditure Observers in the rank of Grade-B Officers or equivalent in Income Tax/ Customs/other Central Government Services working in the districts were appointed by the District Election Officers with the consent of Expenditure Observer at the rate of one per assembly segment. Officers of Income Tax engaged by Investigation Directorate of the Department were exempted. To meet out the shortage in some districts, State Government Officers of Treasuries and Accounts/Finance Department were permitted by the ECI to be drafted as Assistant Expenditure Observers. It was ensured that no Assistant Expenditure Observer was appointed in an Assembly Segment of any Parliamentary Constituency wherein either his work place or native is located

(III) Video Surveillance Teams:

13.2.4 One or more properly trained and oriented video surveillance teams for every Assembly segment of each Parliamentary Constituency were deployed to capture all expenditure related events and evidences. Each team was consisting of minimum one officer and one videographer. Whenever the Expenditure Observer recommended for more teams in any Assembly Segment, the number was increased. The Assistant Expenditure Observer was personally supervising the video coverage of events. Whenever there was more than one event in the same station separate teams were deployed to cover each procession/rally.

13.2.5 In the beginning, the team would record in voice mode, the title and the type of event, date, place and name of the party and candidate organizing the event. The team captured the whole event in such a way that the evidences of each vehicle, its make and registration number, furniture, rostrum, banners, cut-outs, etc can be clearly seen and expenses thereon would be estimated. At times, statements of drivers and passengers were also recorded to prove that the vehicle was used for election purpose. The videographer also recorded his voice while shooting the number, type of vehicles, chairs, etc. used in the event for enabling the video viewing team, another expenditure monitoring agency, to cross check with reference to the visuals and estimate the expenditure of the event. They also recorded the speeches of speakers and other events to monitor whether any Model Code of Conduct violation took place. This team prepared cue-sheet at the time of recording and gave the same to the video viewing team along with the recorded CD. The cue-sheet enabled locating evidence available in the CD at a glance.

(IV) Video Viewing Teams:

13.2.6 There was one team for each Assembly Segment consisting of one officer with two assistants/clerks. This team viewed the video CDs prepared by the surveillance teams on daily basis for identifying expenditure and Model Code of Conduct related issues. On the same day, this team would submit its report related to expenditure to the Accounting Team/Assistant Expenditure Observer. In expenditure related reports, the registration number of all the vehicles and its make, size of the dias, the number of chairs, size of text, size and number of cut-outs and all other items of expenditure captured in the video reports/observations relating to Model Code of Conduct were submitted by this team to the General Observer/Returning Officer.

(V) Accounting teams:

13.2.7 Accounting Teams were formed one for each Assembly Segment with one officer and one Assistant/Clerk. The team personnel were drafted from the accounts branches of various Departments/Public Sector Undertakings. These teams were formed to work under the guidance of the Assistant Expenditure Observer in maintaining Shadow Observation Register/Folder of Evidence for each candidate of the assembly segment. The team would enter the items of expenditure reported, put the notified rates against each item and calculate the total expenditure on the item of each candidate.

13.2.8 The Accounting Team and the Assistant Expenditure Observer, based on the rates of expenditure, calculated total expenditure based on the video evidences given by the Viewing Teams and made entries into Shadow Observation Register for the candidates concerned. This was compared with the candidates' registers produced

before the Expenditure Observer for verification. Any suppression/omission was pointed out to the candidates concerned in writing by the Returning Officer within 24 hours for corrective measures.

13.2.9 The Returning Officer was to ensure that all expenditure of the election campaign materials used after filing of nomination was also included in the Shadow Observation Register, though the payment for it might have been made before filing of nomination. Similarly the expenditure on rally or procession taken in connection with filing of nomination was also shown as part of the Election Expenditure.

(VI) Complaint Monitoring Cell, Call Centre and Control Room:

13.2.10 There was a 24x7 Call Centre for registering complaints and Control Room were established in each district from the date of announcement of elections. The center was provided with toll free telephone number with 3 to 4 hunting lines for communication between various functionaries involved in the expenditure monitoring. Wide publicity was given to enable the stake holders for informing any corrupt practices immediately. A senior officer was put in charge of the center for immediately acting on the complaints under intimation to the Returning Officer and the Expenditure Observer. Model Code of Conduct related complaints and copy of it was passed on to the General Observer. A Register showing the names and addresses of complainant, nature of complaint, timing of complaint and action taken on complaint by the control room was maintained. The Expenditure Observer and General Observer would inspect the register from time to time to ensure that the control room functioned smoothly and complaints were passed on instantly to the respective authorities for further necessary action.

(VII) Media certification and Monitoring Committee, etc:

13.2.11 The Election Commission of India had issued now and then various guidelines for constituting Media Certification and Monitoring Committees both at District level as well as at State level for pre-viewing, scrutinizing and certifying advertisements of political nature to be telecast and broadcast during the period of election. The Commission in its Lr.No.491/Paid News/2012/Media, dated 27.08.2012 mandated the committee to take up the additional task of keeping a check on the cases of Paid News also. As per ECI Lr. No.509/75/2004/JS-I, dated 15.04.2014 no political advertisements should be released to any internet based media/website by political parties/candidates without pre-certification from competent authorities. For effective implementation of the Commission's instructions, guidelines were issued by the ECI vide its Lr. No.491/PN/Media/2013, dated 06.09.2013 for reorganization of District and State level Committees with change of constituent members followed by the State Government order vide GO. Ms No.1327 Public(Election-II)Dept., dated 25.11.2013. Accordingly the committees were reconstituted (details in Chapter 15 of this report).

(VIII) Flying Squads:

13.2.12 While the Teams mentioned earlier focused on monitoring exempted expenditure, flying squads were formed for stopping illegal spending of money. The District Election Officers constituted 3 or more such squads for each Assembly segment of all Parliamentary Constituencies. One Senior Executive Magistrate headed each flying squad. Other officials in a squad were one Senior Police officer, one videographer and 3-4 armed police personnel. The team was provided with a dedicated vehicle, video camera and panchnama documents required at the time of effecting seizures of cash, liquor, non-cash articles, etc., meant for bribing the voters. These teams started functioning from the date of announcement of election and were in operation till the completion of poll. The names and mobile numbers of the officers and magistrates as head of the team were provided to the Complaint Centre. Whenever a complaint regarding distribution of cash or liquor or any other item was received, the flying squads rushed to the spot immediately, gathered necessary evidence, seized the items of bribe and recorded statement of the witnesses and persons.

(IX) Static Surveillance Teams:

13.2.13 Static Surveillance Teams were the second structure put in place to keep in check attempts of illegal spending. For each Assembly Segment of a PC, 3 or more teams were formed by the DEOs. The composition of the team was one Executive Magistrate with 3-4 police personnel. The surveillance team would put up check posts on major /arterial roads for watching movement of cash, illegal liquor, any suspicious items or arms being carried inside the constituency limits. In case of checking vehicles, the whole process would be videographed. They were put in the form of mobile check posts right from the date of notification. Unexplained cash found without proper documents and carried by any person was suspected as meant for bribing the voters and on that account seized and actions were initiated under the relevant provisions of law. The whole event of checking and seizure was videographed and the team would submit a copy of the video CD to the Assistant Expenditure Observer. In consultation with the Assistant Expenditure Observer, placement of these teams was worked out. First Information Report was lodged immediately against the persons from whom any seizure was made. The cash seized, if linked to potential bribing, was deposited in the State Treasury within 24 hours. Otherwise, cash was handed over to the Income Tax Department for further action.

13.2.14 Public/political parties were informed through media about the formation and functioning of the Surveillance Teams. An appeal was made by all the District Election Officers requesting the people not to carry huge cash during elections. In case of necessity for carrying cash, one was to carry proper documents also to explain the source and end use.

(X) Expenditure Monitoring Cell:

13.2.15 The DEOs were directed to appoint Nodal Officers for their district such persons who were in the cadre of SDM/ADM and had accounting knowledge. Various Squads/Teams and the Nodal Officer constituted District Expenditure Monitoring Cell. At State level the CEO's office was having a Nodal Officer, at the rank of Jt. CEO, for coordination with the ECI, DEOs and other enforcement agencies and for organizing training programs for the officials drafted for election expenditure monitoring.

13.2.16 Details of various teams constituted are furnished in **Annex 13.1** and **Annex 13.2** brings out the total seizures made during the entire election period.

13.3 Tracking of Candidates' Election Expenditure

13.3.1 Though as per ECI mandate each candidate is to maintain accounts of day to day election expenditure and submit consolidated accounts for scrutiny within 30 days from the date of declaration of results, monitoring is to be done on regular basis during the campaign period for it to be of any use. After the campaign is over it will be very difficult to get any evidence of any expenditure left out in the statement of accounts submitted by the candidate. Therefore various steps were taken based on the comprehensive guidelines of the ECI to regulate expenditure of the contesting candidates as follows:

(i) Maintenance of Shadow Observation Register and Folder of Evidence:

13.3.2 The Accounting Team maintained "Shadow Observation Register" for each candidate on the basis of the observation of expenditure as captured by various teams/reports of expenditure monitoring cell. This register was helpful in cross checking items of major expenses incurred by the candidate. An Assistant Expenditure Observer daily inspected the Shadow Observation Register for each candidate for ensuring that all expenditure reported by different teams of expenditure monitoring were entered in the register. In the case of any discrepancy it was immediately reported to the Expenditure Observer.

13.3.3 Similarly, the Accounting Team also maintained the "Folder of Evidence" along with the Shadow Observation Register for each contesting candidate. The accounting teams got information on daily basis from the video surveillance teams, video viewing teams, media certification and monitoring teams, surveillance teams and flying squads. All evidences collected against any expenditure entered in the Shadow Observation Register was kept in this folder and cross referenced with it.

This folder included video/audio CDs, copies of posters, pamphlets, etc., newspaper advertisements and paid news cuttings, copies of bills and vouchers, copies of reports made by the various officers regarding expenditure, copies of documents submitted by the candidate, copies of complaints relating to expenditure and enquiry reports on these complaints, the notice issued to two categories by the Returning Officer relating to expenditure tracking and the replies received, first information report filed relating to expenditure of the candidate, etc.

13.3.4 As per the directions of the ECI, the Shadow Observation Register was to be shown to the candidates or his representatives or any Member of the public. If the expenditure reported by the candidate was found less than the amount mentioned in the Shadow Observation Register it was brought to the notice of the candidate or his representative at the time of inspection in writing in the register itself under the signature of Expenditure Observer. Copies of the notices and replies received from the candidate or his election agent were kept in the Shadow Observation Register. Replies received if any, were marked to Expenditure Observer and the District Election Officer for forming opinion about the truthfulness of the account of expenditure submitted by the candidates after the declaration of results.

(ii) **Monitoring of Public Meeting, Rallies, etc:**

13.3.5 Permission for a public meeting or a rally was given only when the candidate or his representative would apply for it along with expenditure plan. A single window system for giving such permission was set up in each constituency, so that the candidate's could be given permission quickly without harassment. The accounting team would calculate separately the expenditure in each of such public meetings or rallies on the basis of notified rates and evidences which were collected by way of photographs, video recording and statements.

(iii) **Expenditure on Travel Expenses of Star Campaigners:**

13.3.6 The expenditure incurred by the leaders of a political party (Star Campaigners) on account of travel by air or by any other means has been exempted from being treated as expenditure incurred or authorized by a candidate as per section 77 of the R.P. Act 1951. In the event of public rally or meeting by the Star campaigner, if the candidate or his election agent shared the dais with the star campaigner, or if the Star Campaigner campaigned in favour of the Candidate by name, or if in any other way the candidate could be identified, then the entire expenditure on that rally, other than the travel expenses of the star campaigner, was added to the candidate's expenses. When there were more than one candidate sharing the dais or displaying banners/posters with their names in rally/meeting then the expenses on such rally /meeting was equally divided among all candidates.

Annex 13.3 lists the parties which availed the facility of star campaigners.

**(iv) Standard Operating Procedure (SOP) for checking of Helicopters/
Private Air Crafts:**

13.3.7 As per ECI directions during election process, all passengers and baggage boarding any air craft/helicopter including commercial/chartered flights were to pass through pre-embarking security check area of operational air ports. The Air Traffic Control (ATC) in commercial air ports informed the CEO and the DEOs in which the air port was located about the Travel Plan of chartered air crafts/helicopters as early as possible. At remote/uncontrolled air ports/helipads the Flying Squads in co-ordination with the pilot of the air craft carried out screening/physical checking of all the baggage coming out of the craft

**(v) Monitoring of Campaign through Electronic/Print Media including
Cable Networks and Paid News:**

13.3.8 Campaign through Electronic/Print Media including Cable Network, radio, etc., was closely monitored. All advertisements on electronic media had to be approved by the MCMCs, before they could be published. The Committees also kept a watch on all media vehicles to see whether any unapproved or objectionable advertisements or cases of paid news have been carried. Representatives of media were strongly advised that all advertisements issued/published by them must be properly owned by them and any practice of surrogate advertising would be dealt with sternly. They were also alerted that news reports based on “payments” generally described as “Paid News” would be accounted through specially established mechanism and they must refrain from such practice. The political parties were asked to exercise self restraint and to advise all their candidates to exercise similar restraint on expenditure. At the State level, the Chief Electoral Officer did the same exercise. Totally, seven cases of “Paid News” were booked during the election Campaign.

(vi) Monitoring of Printing of Pamphlets, Posters etc:

13.3.9 Strict instructions were given to all printing presses that the addresses of printer and publisher of any election pamphlets, posters and such other material printed by them must be indicated visibly in the print line. As per section 127A(2) of R.P.Act 1951, copies of printed materials and the declaration of the publisher as required under was sent by the printer to the District Election Officer and if it was found printed in State capital, then to the Chief Electoral Officer within 3 days of such printing. District Election Officers examined whether the publisher and printer had complied with the requirements of law and directions of the ECI. They also caused one copy to be exhibited on notice board so that all political parties, candidates and other interested persons were able to check whether the requirements of law have been complied with. The Accounting Teams received and kept, in the Shadow

Observation Register, the copies of the printed materials along with the statements showing cost.

(vii) Monitoring of use of Vehicles during Electioneering:

13.3.10 As per model code of conduct, contesting candidates were to obtain permits for campaign vehicles from the Returning Officers. These details were given to the accounting teams for inclusion of expenditure on vehicles in the Shadow Observation Register. If any vehicle was found used for campaigning without written permission of the Returning Officer, then it was impounded and considered as unauthorized campaigning for the candidates and it attracted penal provision of Section 171H of the Indian Penal code.

(viii) Monitoring of Expenses on Construction of Barricades and Rostrums etc:

13.3.11 In the case of construction of barricades/rostrums, etc., for public meeting/rally addressed by top level political leaders, the expenditure was booked in the name of the candidate in whose favour the leader campaigned. Wherever a group of candidates was present on the dais with the leaders, the expenditure was apportioned equally among them.

(ix) Monitoring of accounts of Self Help Groups, Non-Government Organizations, etc:

13.3.12 Members of Self Help Groups were kept under ECI scanner. Since economic assistance/ revolving fund to these groups were being channelized through the DRDA, District Election Officers monitored them closely, collecting daily report of SHGs and NGOs activities and ensured that they were not utilized for distribution of money/materials.

(x) Monitoring of Production, Storage and Distribution of Liquor during Elections:

13.3.11 As per the directions of the ECI, the production, off-take, stock limits of licensed stockiest, daily receipt and off-take of retail outlets, opening and closing of liquor vending shops were closely monitored with reference to the corresponding figures of previous year. Intensive vigil over inter-state movement of vehicles at RTO check-posts and border check-posts by enforcement staff of State Excise Department was also insisted on by the Commission.

(xi) Monitoring of Cash Withdrawal from Banks:

13.3.12 Election Commission of India mandated that all banks should submit, to the District Election Officers, a daily report on suspicious withdrawal of cash in a day exceeding Rs.1.00 lakh from bank account of any individual person during election

process. In case any suspicious nature of withdrawal of large amount (Rs.10 lakhs and above) was noticed suitable action was taken and the information was passed on to the Assistant Expenditure Observer / Deputy Director of IT concerned for necessary action under IT laws.

[xii] **SVEEP**

13.3.13 While the above initiatives targeted expenditure control from supply side, SVEEP tools were utilized to address the demand side. The aim was to motivate people not to be tempted by bribe offered by candidates. All SVEEP initiatives had as their major component the message of “**ethical voting**”.

13.3.14 In addition this time, village level awareness committee were formed. These consisted of enthusiastic neutral youngsters who were tasked with the following:

- (i) To motivate people not to take bribes
- (ii) To inform authority on any bribe distribution
- (iii) To stop bribe giving as far as possible without indulging in violence and
- (iv) To capture instances of bribe giving by taking pictures/videos through camera phone and pass on the same to authorities for taking criminal action.

13.3.15 Citizen reporters in the form of any common man were also utilized. People were exhorted to report on incidents of bribe distribution. For this, the following enabling environment was created:

- (i) A smart phone based application was developed, through which any one could straight away transmit pictures/videos to the control room of the districts where violation was taking place
- (ii) Exclusive, e-mails of each district were publicized for sending as attachments pictures and videos
- (iii) Web based uploading of videos / pictures and
- [iv] Physical receipt of CDs of pictures/ videos

13.4 Submission of Election Accounts.

13.4.1 Section 78 of the Representation of People Act, 1951 binds every candidate to lodge within 30 days from the date of declaration of results, of true account of election expenses maintained u/s.77 of the said Act. The accounts are to be lodged with the District Election Officer. Election Commission of India prescribed following measures to ensure that the accounts are maintained in a true and fair manner.

- (i) **Separate Bank Account by each Candidate for Election Expenditure:**

13.4.2 Each candidate was required to open a separate bank account pertaining to his/her election expenditure to facilitate effective monitoring of it. All money to be spent on electioneering had to be deposited in this bank account irrespective of its funding from any source, including candidate's own fund. A certified copy of the account statement of the above bank account was to be given by the candidate to the District Election Officer along with statement of account of expenditure at the time of filing of the abstract statement after declaration of results. The bank account was opened either in the name of the candidate or in the joint name with his election agent. The bank account was not opened in the joint name with any family members of the candidate if he/she was not election agent of the candidate. The existing bank account of the candidate was not to be used for this purpose.

(ii) Register of Election Expenditure:

13.4.3 Each candidate was required to maintain day to day account of his election expenditure in the prescribed register. Candidates submitted this register for inspection by the Expenditure Observer at least three times during the campaign period.

(iii) Register of Day to Day Accounts:

13.4.4 This register meant for entire election expenditure was required to be filled up by the candidate/his election agent date-wise on day to day basis. The value of goods and services in kind received from any sources and used for electioneering of a candidate were also to be mentioned. This register contained entire election expenditure incurred by the candidate/ the party / any other persons. Regarding source for such expenses, any amount incurred / authorized by the candidates from his own fund was mentioned in the relevant column. The amount received from the political party or incurred or authorized by the political party either in cash or in kind was mentioned in the column meant for the purpose. Source of any amount either received in cash or in kind from any person or entity other than political party was mentioned in a separate column.

(iv) Cash Register:

13.4.5 All amounts received in cash from any source including withdrawal from any bank account of candidates were entered date-wise in cash register from the date of nomination till date of declaration of results. Date-wise cash balance was required to be drawn. Efforts had to be made to avoid as far as possible carrying huge amount of cash in the constituency during election campaign.

(v) **Bank Register:**

13.4.6 The candidate deposited the entire amount meant for election expenses received from any source including his own fund in the bank account opened exclusively for the purpose of election. All election expenses were incurred by issuing cheques from this bank account only. In case of minor expenses, payments had to be made with proper vouchers after withdrawing cash from this account. Details of deposits, withdrawal and daily balance were entered in respective columns of the bank register.

(vi) **Inspection of Election Expenditure Register:**

13.4.7 Candidates were required to produce election expenditure register either in person or through his election agent or any other person duly authorized by him, before the Expenditure Observer/designated officer, for inspection three times during the campaign period. On the dates fixed for inspection of register of a candidate, the Assistant Expenditure Observer concerned was present along with the Shadow Observation Register and Folder of Evidences. In case of failure for production of Expenditure Register for inspection by the candidate on the day fixed for the purpose, notice was given by the RO informing that if the candidate fails again to produce the register for inspection it would be presumed that the candidate failed to maintain day to day account of his election expenditure as required under section 77 of R.P. Act 1951. In case of failure of the candidate to produce the register of election expenditure for inspection, a complaint u/s. 171 I of the Indian Penal Code was to be filed. Besides this, permission given to the candidates for the use of vehicle during election were to be withdrawn, if the candidate did not produce the register after 3 days of service of the notice. Withdrawal of permission for use of vehicle was to be intimated to all the surveillance teams and flying squads and displayed in the notice board.

(vii) **Meeting of the District Election Officer with Political Parties and Meeting of the RO with the Candidates:**

13.4.8 District Election Officer conducted meeting of all recognized national and state level political parties within 3 days of announcement of elections and explained the legal provisions and instructions of the commission relating to the election expenditure and its monitoring and consequences of failure to comply with them. ROs held meeting of all the contested candidates and explained the legal provisions and instructions of the commission relating to election expenditure and its monitoring and consequence of failure to comply with them.

13.4.9 One day facilitation training programme was also organized by each RO and Assistant Expenditure Observer for training of all election agents in order to explain the modified procedure of maintaining the registers of various expenses and dates of expenses.

(viii) **Submission of the Final Accounts before District Election Officer:**

13.4.10 All candidates were expected to submit their accounts to the District Election Officer within 30 days of announcement of election results. However, only 768 candidates out of 845 in the fray submitted their accounts. Details of the same are given in **Annex 13.4**.

(ix) **Scrutiny of Statement of accounts and DEOs' report to the Commission:**

13.4.11 Scrutiny of accounts was done by the District Election Officer to determine whether the account submitted by the candidate was true account of his election expenditure or whether the candidate had hidden or undervalued some part of his election expenditure. The Expenditure Observer, the Assistant Expenditure Observer and the Nodal Officer of the expenditure monitoring cell helped the DEOs in the examination of accounts and preparation of their reports to the commission in the modified form. The Shadow Observation Register and the Folder of Evidence were taken into account while examining the accounts and forwarding the DEOs reports to the Commission. The account of expenditure submitted by the candidates was compared with the Shadow Observation Register. All notices issued earlier to the candidates or his election agent and replies received were considered as evidence during scrutiny of accounts by the District Election Officer. All remarks made by the Observer or any other officer in the Shadow Observation Register or any other authorized document were taken into consideration while scrutinizing the correctness of the accounts of election. During scrutiny, if District Election Officer found that the expenditure in respect of any item is higher than the figure reported by the candidates as per the Shadow Observation Register, notices were issued to such candidate mentioning such discrepancy and evidences gathered during the election period. Complaints with respect to election expenditure and reports of enquiry on these complaints were also considered during the scrutiny.

13.4.12 The Expenditure Observer during his second visit scrutinized the accounts along with the report of the DEO.

(x) Report by the Chief Electoral Officer to the Election Commission of India:

13.4.13 The reports of District Election Officers namely,

- (i) Candidate-wise Scrutiny Report on lodging of Account of Election expenses under rule 89 of Conduct of Election Rules 1961 and
- (ii) Summary Report for each constituency on lodging of election expenses accounts by contested candidates were examined by the Chief Electoral Officer. After scrutiny, Chief Electoral Officer forwarded the above reports of the DEOs to the Election Commission of India along with brief note and his observations/recommendation.

Chapter 14

LAW AND ORDER AND BANDOBUST PLAN

14.0.1 Maintenance of Law and Order is one of the most important functions performed by any Government. In Indian context, it is the States which, under the Constitution, are responsible for the maintenance of public order. Law and Order (L&O) maintenance is a pre-requisite for peaceful, free and fair Elections. Therefore, the Election Commission of India has been taking various extra measures all these years to ensure successful conduct of peaceful poll through maintenance of L&O situation during General Elections/Bye-Elections. At the time of elections, maintenance of law and order for ensuring peaceful, free and fair poll also includes provision of due protection and security to the election officers, polling personnel and polling materials as well as to the candidates, leaders of political parties and other important functionaries in each constituency.

14.0.2 The ECI, being deeply aware of increasing role of criminality and muscle power during elections, has been taking a number of initiatives over and above normal L&O arrangement taken for ensuring free and fair elections. Deployment of Central Police Force during the process of elections to assist the State L&O machinery in prevention of Pre-Poll, Poll and Post-Poll violence and inspiring confidence in the impartiality of election machinery among the common electorate, regulation of vehicular traffic, regulation and ban on the sale of liquor in close proximity with the dates of poll and counting, seizure of illicit arms, etc. are some of the strategies of ECI. These extra measures being taken by the Commission are implemented through the normal L&O machinery of the State, which enables creation of a conducive atmosphere both during the run up to the polls and actual polls.

14.0.3 Based on the general guidelines of ECI, the State L&O and Bandobust Plan for the conduct of the General Elections to Lok Sabha, 2014 was drafted with a bottom-up approach. While broad parameters of deployment was given by CEO's office in consultation with the DGP, detailed plans were prepared by the DEOs in coordination with the police authorities in the district (Commissioners of Police/ Superintendents of Police). The Law & Order machinery deployed during the elections involved State Regular Police, State Armed Reserves, Tamil Nadu Special Police, Central Armed Police Forces (CAPF) and Non-Police Personnel such as Home Guards, Fire Service, Forest Service, NSS, Ex-servicemen, Retired Police Personnel and Youth Brigade.

14.1 Personnel

i) State Police Personnel

14.1.1 The primary responsibility for maintaining law and order and creation of conducive atmosphere for conduct of election, lies with the police officers and police personnel at Constituency, District and State level. Hence, all police officers and police personnel starting with the Director General of Police down to Inspectors, Sub-Inspectors, Assistant Sub-Inspectors, Head Constables and Constables (including home guards, ex-servicemen etc.) became, by law, officers of the Commission being on deputation to it and being subject to its control, superintendence and discipline and were answerable to the Commission during the General Elections to Lok Sabha, 2014. Necessary notification for the same was issued by the Home Department of Government of Tamil Nadu under section 28A of the Representation of People Act, 1951.

14.1.2 Director General of Police had reported the total strength of police personnel available in the State as 1,01,890 consisting of regular police, Armed Reserves (AR) and Tamil Nadu Special Police (TSP), apart from 2823 personnel of Special Units, with the break up as follows.

Table No: 14A

Sl.No.	Rank	L&O AR	Special Unit
1.	DGP (Elections)	1	
2.	ADSP/ADCP	85	45
3.	DSP/AC	486	65
4.	Inspectors/RI	2074	147
5.	SI / RSI	10215	252
6.	ORs	89029	1902
7.	SCRB		64
8.	NIB/VPC/ADC CID		57
9.	PRS/TNPA		291
	Total	101890	2823

ii) Central Armed Police Force (CAPF) Personnel

14.1.3 Deployment of Central Police Forces is on the basis of total availability of central forces in the country, ECI assessment of the ground realities in each state and comparative need in one state vis-à-vis other states. These forces have been traditionally used for area domination and poll day duty. However, recently expenditure control related duties have also been entrusted to the central forces so as to ensure that the expenditure control machinery remains neutral. For the General Elections to Lok Sabha, ECI allocated 32 companies of CAPF for expenditure monitoring, with the first batch coming within 10 days of announcement of elections. These forces were utilized in Flying Squads/Static Surveillance Squads/ Security contingent of State Ministers. These 32 Companies were deployed in all 32 Districts as follows:

Table No: 14B

Sl.No.	Name of the District	No. of Assembly Segments	No. of Companies deployed
1.	Tiruvallur	10	1
2.	Kancheepuram	11	1
3.	Krishnagiri	6	1
4.	Dharmapuri	5	1
5.	Tiruvannamalai	8	1
6.	Villupuram	11	1
7.	Salem	11	1
8.	Namakkal	6	1
9.	Erode	8	1
10.	Tiruppur	8	1
11.	The Nilgiris	3	1
12.	Coimbatore	10	1
13.	Dindigul	7	1
14.	Karur	4	1
15.	Tiruchirappalli	9	1
16.	Perambalur	2	Half
17.	Ariyalur	2	Half
18.	Nagapattinam	6	1
19.	Thiruvarur	4	1
20.	Thanjavur	8	1
21.	Sivaganga	4	1
22.	Madurai	10	1
23.	Theni	4	1
24.	Virudhunagar	7	1
25.	Ramanathapuram	4	1
26.	Thoothukkudi	6	1
27.	Tirunelveli	10	1
28.	Kanniyakumari	6	1
29.	Chennai	16	2
30.	Vellore	13	1
31.	Cuddalore	9	1
32.	Pudukottai	6	1
	Total	234	32

14.1.4 108 more companies, in addition to the above 32 companies, were subsequently allotted by the Commission, making totally 140 companies available for the elections. These Companies came a few days before the date of poll. District wise/Force-wise distribution of these companies was as follows:

District-wise Distribution of CAPF for Elections:

Table No: 14C

Sl. No.	District	No. of Assembly Segments	Total no. of Companies Deployed.
1	THIRUVALLUR (including Chennai suburban police areas)	10	3
2	CENNAI	16	5
3	KANCHEEPURAM	11	4
4	VELLORE	13	9
5	KRISHNAGIRI	6	4
6	DHARMAPURI	5	4
7	TIRUVANNAMALAI	8	4
8	VILLUPURAM	11	9
9	SALEM	11	6
10	NAMAKKAL	6	3
11	ERODE	8	6
12	TIRUPPUR	8	5
13	THE NILGIRIS	3	3
14	COIMBATORE	10	6
15	DINDIGUL	7	5
16	KARUR	4	3
17	TIRUCHIRAPPALLI	9	6
18	PERAMBALUR	2	1.5
19	ARIYALUR	2	1.5
20	CUDDALORE	9	5
21	NAGAPATTINAM	6	4
22	THIRUVARUR	4	3
23	THANJAVUR	8	5
24	PUDUKKOTTAI	6	4
25	SIVAGANGA	4	3
26	MADURAI	10	6
27	THENI	4	3
28	VIRUDHUNAGAR	7	4
29	RAMANATHAPURAM	4	2
30	THOOTHUKUDI	6	3
31	TIRUNELVELI	10	7
32	KANNIYAKUMARI	6	3
	Total	234	140

14.1.5 After poll, 14 companies were retained for guarding of strong rooms located at 42 Counting Centres where polled EVMs were kept. Their distribution is given in **Annex 14.1**.

iii) **Non Police Personnel**

14.1.6 The Election Commission of India permitted, in view of non availability of sufficient police personnel, deployment of non police personnel viz. Home Guards, Fire Service, Forest Service, NSS, Ex-servicemen, Retired Police Personnel and Youth Brigade but with following conditions:

- A) They shall be declared as Special Police Officers (SPOs) by the District Collectors/Commissioners of Police under section 17 of the Police Act, 1861 and Madras City Police Act, 1988.
- B) Able bodied Personnel upto the age of 65 years only may be appointed as SPOs for aforesaid purpose.
- C) They should not have been compulsorily retired from the service and should not have any pending court cases against them.
- D) They should not be posted in the polling station in which they are registered as a voter.

14.1.7 The Commission also insisted that the SPOs can regulate the crowd and the queue outside the polling stations only, and that too without carrying any arms. They could be in uniform but cannot support any medals, insignia, etc. None of them should have any political affiliations and that they should be impartial.

14.1.8 Based on the above permission and direction of the ECI, the Director General of Police, Chennai mobilized Ex-servicemen, Retired Police Personnel and Retired Personnel of other Uniformed Services such as Fire service, Prison and Forest Personnel for deployment for a period of 4 days from 22.4.2014 to 25.4.2014 as follows:

Table No: 14D

Category	No. Deployed
Ex-servicemen	9847
Home guard	13255
NSS	6163
Forest Service	863
Fire Service	112
Retired Police men	1,054
Youth brigade	8858
Total	40,152

14.1.9 The Directorate of Ex-Servicemen's Welfare, Chennai-3 made necessary arrangements for the mobilization of Ex-Servicemen and the Inspector General of Police (Elections) for the mobilization of Retired Police Personnel and Retired Personnel of other Uniformed Services. Police Department ensured that each such officer was designated as "Special Police Officer" and given a serial number indicating the District, for example KPM 0001 for Kancheepuram District, VLR 0001 for Vellore District, etc. They wore their respective uniform and Badges with the legend "SPECIAL POLICE OFFICER (ELECTIONS)". Identity Cards were also issued by the Police Department to them.

14.2 Deployment Plan

14.2.1 Based on various directions of the Election Commission of India and after obtaining Commission's permission for certain special dispensations for Tamil Nadu, following guidelines were framed at the time of joint meeting held by the Chief Electoral Officer with the ADGP (L&O) for finalizing Deployment Plan at Parliamentary Constituency level:

i) Police Deployment

14.2.2 Following parameters were laid down for deployment of police forces in the state:

- a. Each polling station location will have at least 1 Police Constable. Where any location has additional polling stations, non-police personnel will be deployed at the rate of 1 per polling station.
- b. All critical polling stations will have a half section support through TSP/AR.
- c. All Zonal parties will have half section of either CPMF or TSP. (On day of Poll CPMF would be deployed in Zonal parties only, and only if they are surplus, would be deployed on static duty)
- d. Even upto the night before the date of the poll, there should be three Flying Squads (one per shift) per Assembly Segment in operation. Each Flying Squad should have one SI +3 PCs. Similarly upto morning of the Poll Day there should be three Static Surveillance Squads per Assembly Segment in operation.
- e. To guard the EVM strong rooms, on day of poll before the arrival of polled EVMs, 1+1 Police personnel can be earmarked. For guarding polled EVMs, from the evening of the poll day till the counting, inner cordon security by CPF and outer cordon by TSP should be provided.
- f. Pickets as per requirements can be placed in sensitive areas. On the day of poll, Flying Squads and Static Surveillance Teams can be converted into pickets.
- g. Striking Force as per following norms:

Table No: 14E

Striking Force led by	Strength
Chennai CoP	2 SIs + 20 PCs
SPs/ other CoPs	1 SIs + 10 PCs
IGs / DIGs	1 SIs +10 PCs
ADSPs / DSPs	1 PCs + 3 Youth Brigade
Inspectors	1 PCs + 3 Youth Brigade

ii) Non-Police Personnel Deployment

14.2.3 The deployment of non-police personnel was based on the following parameters:

- a) Non-Police Personnel should be deployed only in Polling Stations.
- b) They should be deployed in all the Polling Stations which are not covered by Police personnel.

iii) CPMF Deployment

14.2.4 In contrast to other states where CPMF is used more on static duty at polling stations, in Tamil Nadu the forces were deployed with zonal parties so as to maximize the number of polling stations which they could cover. The parameters were as follows:

- a) The CPMF Companies should be divided into Half Sections of 1+3 and they shall be attached with Mobile Parties attached to the Zonal Officers.
- b) One local police person is to be attached with each Half Section of CPMF.

14.2.5 While the forces were allocated to the districts as per the above norms, the deployment of forces in different Assembly Segments of each Parliamentary Constituency and at various polling stations was decided locally based on above the parameters and local conditions. Some of the important parameters which affected force deployment are number of Polling Stations, the existence of vulnerable habitats, the availability of State Police Force including Non- Police Personnel, deployment of Central Police Force, etc. In the entire State, out of 27,955 polling locations 9224 were identified as critical polling station (including vulnerable polling stations). The details are given in **Annexure 3.6**.

14.2.6 Constituency-wise Force Deployment Plan for election duty (including that of Central Police Force and the State Police and all other type of Uniformed Forces) was prepared by the DEOs and the SPs concerned in consultation with the

Observers. In addition to the constituency-wise force deployment plan, Zonal (sector) Plan relating to each Assembly Segment within the Parliamentary Constituency was also vetted and finalized by the Observer concerned. In connection with vulnerability mapping, Observers gave their suggestions/observations on the basis of the inputs available with them. Deployment plan finalized on the above lines was not unilaterally altered or modified without consultation with the Observer. While reiterating that all the instructions of the Commission with regard to deployment of CPF and denomination of forces should be strictly followed and the Observer should be kept in picture at every stage, it was made clear by the Commission that this exercise would in no way dilute the responsibility of the District Administration in ensuring proper law and order and security during the entire process of General Elections to Lok Sabha, 2014.

14.3 Important Initiatives

14.3.1 As in the case of previous elections a number of steps were taken to ensure that the poll was free, fair and peaceful. Some of them are:

i) Persons with History of Electoral and Criminal Offences under Close Watch

14.3.2 Persons who have criminal antecedents and who have been known in past to have indulged in electoral offences come under special watch during elections. Some of the steps taken are:

- i) Compilation of list of persons, in respect of each Parliamentary Constituency, reported to have indulged in electoral offences like intimidation, impersonation, etc., during the past at least two elections.
- ii) Updating the list of history sheeters, declared absconders, fugitive criminals falling in every Assembly Segment of each Parliamentary Constituency.
- iii) Execution of all pending warrants and challans in respect of each and every Police Station of all Parliamentary Constituencies.
- iv) Investigation and prosecution of all Electoral Offences registered during previous Elections in each Police Station.

ii) Scanning of Liquor Sales

14.3.3 Total ban on illicit liquor was enforced and close monitoring of legal liquor business was done. Daily reporting on production, wholesale stock and retail sales were monitored. Any abnormal sales or stocks were followed up with enquiry. Bulk sales of liquor or sale without cash memo from shops were stopped. Further, 48 hours before close of polls was declared as dry day, till the midnight on the day of poll. Similarly dry day declaration was made on counting day also.

iii) Regulation of Arms

14.3.4 Following regulations were put in place regarding monitoring of arms:

- i) Ban under section 144 of Cr.PC on carrying of licensed arms immediately after the announcement of General Elections to Lok Sabha, 2014.
- ii) 100 % scrutiny of licenses of arms and ammunition shops to ensure that the records of their stocks are kept up-to-date and close super checking of their antecedents, recent involvement in irregularities, if any, and political leanings, if any, in addition to monitoring of their business during the days of active electioneering.
- iii) Ban on issue of license for arms during the period commencing with the date of announcement till the completion of the Elections.
- iv) Unearthing of unlicensed arms and places of indigenous manufacture of arms and ammunitions and checking of inter-State and intra-State movements of trucks and commercial vehicles to prevent smuggling of arms and ammunition and anti-social elements.
- v) Detailed and individual review of all licenses, immediately after the announcement of elections, with a focus on following category of people:
 - (a) Arms licenses of persons released on bail
 - (b) Arms licenses of persons having a history of criminal offences, and
 - (c) Arms licenses of persons previously involved in rioting, particularly during the Election period.

Based on the review, the Committee formed for the review, also ordered deposit of licensed arms in specific cases where it was felt that the persons need not carry arms for during the election period.

- vi) Thorough checking of lorries, light vehicles and all other vehicles from 3 days before the date of poll, to ensure that no undesirable elements or arms and ammunition were transported into the constituency.

iv) Confidence – Building Measures

14.3.5 Following confidence building measures were undertaken to ensure that people have the confidence that they would be able to vote in a free and fair manner:

- i) Vulnerable habitats were put under close watch of the zonal officers who kept tab on the persons from whom threat perceptions were high. The CAPF

forces were also attached to the zonal parties who too took rounds of all the vulnerable areas.

- ii) Police pickets were established wherever necessary to ensure free access to all voters to cast their votes without fear.
- iii) Even on the poll day, zonal officers kept a tab on the polling percentage from the vulnerable habitats, and if any abnormal pattern was witnessed, they followed up with a visit to such locations to find out reasons for low polling and restore normalcy, if any untoward reason was witnessed.

v) Zonal (Sector) Officers and Preparation of Zonal (Sector) Maps

14.3.6 Each Zonal (Sector) Officer was in charge of 11 polling stations on average. The Zonal (Sector) Officers were responsible for preparing election plan for the zones under their charge. The Zonal Officers did a physical check, at the time of first visit to their respective zones, of the Zonal (route) Maps and the Polling Stations falling under them and got the maps prepared for taking polls. Alternate routes to particular Polling Stations were also identified for any emergency or contingency, for example, a sudden damage in the connecting bridge enroute. Samples of such zonal maps are given in **Annex 3.4**. During their second visit the Zonal (Sector) Officers covered the hinterland of their Polling Stations, contacted the voters and did their vulnerability mapping and identified helpful as well as anti-social elements, Polling Station wise and hamlet wise. Later when the Central Police Force arrived, the Zonal Officer accompanied (third visit) the Police Mobile Force (CPF) for their area familiarization and area domination in an organized manner.

vi) Forty Eight hours before the close of poll

14.3.7 While the public campaigning came to close forty-eight hours before close of poll, door to door campaigning was permitted in the poll even till the day of elections. Often political parties used this opportunity to go from house to house and some cases used this visits to distribute bribes. Further, skirmishes were often there between political parties in the run up to elections. Methods were being sought to address these two evils. ECI had issued an advisory through its letter no 464/KT-HP/2014 dated 16/4/2014 that while door to door campaigning cannot be banned, general restrictions under section 144 of Cr.P.C can be imposed during election period, permitting not more than 5 persons to assemble/move together. It was also mentioned therein that it should be specifically spelt out in the orders that a maximum of 5 persons should be allowed together when they go for house to house campaigning.

14.3.8 The above instructions of ECI were communicated to the DEOs for implementation. It was found desirable both from the angle of having a better law and order situation and also to prevent distribution of money. Accordingly the District Magistrates or the Commissioners of Police, as the case may be, issued independent distinct orders promulgating Section 144 prohibiting moving of more than 5 persons from 6 pm on 22/4/2014 to 6 am on 24/4/14 (day of poll).

14.3.9 The promulgation of orders under section 144 helped in reducing the menace of distribution, since the party members could not go in large groups to distribute. Further, in the last 36 hours, a lot of small seizures (Rs 5000 to Rs 20000 each) were made from political functionaries, which were suspected to be meant for distribution. The total amount seized in such small amounts was Rs 55 lakhs. The total number of persons involved was found to be 111 and 17 persons were arrested. In addition, Section 144 promulgation led to a totally peaceful atmosphere and no law & order problem was reported in this period.

vi) Poll Day

14.3.10 On the poll day, CAPF were assigned patrolling duty in the allotted zones for guarding of polling stations falling within the zones. CAPF in this connection were provided with zonal route maps (sketch) of each zone/route which was under their charge, indicating vulnerable locations, their sensitivity gradation, the Zonal (Sector) Officers name and contact numbers, the RO's and Observer's names and contact numbers, etc. The static police duty had come to the polling stations one day earlier and stayed till polled EVMs were collected. Striking Forces were available with officers from Inspector onwards for taking immediate action on receipt of news of any untoward incident.

vii) Post Poll

14.3.11 After the poll was over, the polled EVMs were escorted by CAPF contingents to the designated reception centres. The CAPF were also assigned the duty of guarding the strong rooms, where the polled EVMs were stored. During counting a three layer security was given to the counting halls, with the CAPF guarding the inner perimeter, the TSP/AR the middle perimeter and the local police the outer perimeter.

14.4 Daily Report on Law & Order Situation

14.4.1 Election Commission of India mandated during the General Elections to Lok Sabha, 2014 that Law and Order Report for each district in LOR – Form I and a consolidated report for the entire State in LOR – Form II had to be submitted by the Chief Electoral Officer daily to the Commission. The DGP sent the Law and Order

reports daily for the period from 05.03.2014 to 16.05.2014 and the same was reviewed and sent to the Election Commission of India every day. Following are the details regarding seizure of weapons, explosives etc., during the period in which Model Code of Conduct was in force:

Table No: 14F

SBBL	38
Aruval	2
Knife	2
Sword	2
Pistol	1
Country made weapons	2
Sulphur	94.25Kgs & 100 Gms.
Small balls	150gms
Explosive salt	8.2 Kgs
Lead balls	6 Nos
Head light bulbs	2 Nos.
Electric Detonators	15124 Nos
Sun 90 Gel	895 Nos
Slurry	9971 Nos
Cordex wire	630 Metres.
Mechanic box	1
Gelatine Sticks	7318
Fuse wire	127 Metres
Charcoal	260 gms
Ballast	335 gms
Phosphorus	25g
Iron balls	50g
Saravedi	7
Minor vedi	130
Sivavedi	10
Vanavedi	500
Candlevedi	116
Cape (small)	400
Cape (Big)	24Nos.
Pocket Vedi	6
Cape roll	30

Rocket	10
Salt	6 Kg.
Yellow powder	1 kg.
Gun powder	3 kg.
Thuvarankari	1.5 kg.
Coal powder	74kg & 200 gms
Thiri	9 kg.
Thoolakai	75
Jute	13 kg.
Vanakuchi (small)	1 bundle
Bomb thoranam	6
Atom Bomb thoranam,	Minnalvdi 153
Papervedi	1
Agattucap	15
Kattukambi	3 Kg
Aluminum powder	400 kg.& 5 gms
Carbon powder	400 kg
Aluminum chips powder	16 kg.
Gel Tube	61
Mekkar Box	1
Green Salt	14 kg.
Magnesium	15 kg.
Sodium Nitrate	86 Kg.
Potassium Nitrate	505 Kg.
Small country made crackers	20 Boxes
Aluminum moulded small pieces	4 Nos
Crackers	7 Boxes
7 Mts safety fuse	6 bundles and 5 mtrs
ED empty case	11
ED wire	6 mtrs
Fuse wire	50 mtrs (Non-electric)
Magnesium black powder	½ kg
Stick	50
Thread	45

Paper tube	10
Exploder Dynamo	1
Detonating Dynamo	6
Potassium Chloride	100 kg.
Salt pockets	5 Nos.
Electric wire	10 mts
Thread	7 mtrs.
Starter	1

14.4.2 The effective implementation of L&O and Bandobust plan gave good dividends during the conduct of General Elections to Lok Sabha, 2014. Licensed arms numbering 21,002 were either deposited or impounded or cancelled. 20184 persons were bound down under section 107/116 of Criminal procedure Code etc. 14,771 non-bailable warrants were executed during the period with only 970 numbers pending at the end of the electoral process. With lesser number of incidents (287 cases of poll related incidents of violence, 203 cases of injuries, 2 cases of casualties and damages to properties worth Rs. 5,53,825/-) reported, the conduct of elections to the House of People went on successfully and smoothly.

Chapter 15

MEDIA

15.0.1 Media plays an indispensable role in keeping the spirit of Democracy alive, communicating/diffusing information, news etc., to the public. In the electoral context, the role of media is more of information dissemination and also playing a “watchdog” role. Right from day of announcement of elections, media keeps the electors informed about all poll related activities/news, such as contesting candidates, their self declaration made in the affidavits filed during nomination, etc. The important role played by the media in the electoral context includes;

- Educating voters on how to exercise their democratic rights;
- Reporting on the election campaign related issues;
- Providing a platform for the political parties and candidates to communicate their message to the electorate;
- Providing a platform for the public to communicate their concerns, opinions, and needs, to the parties/candidates.
- Highlighting and facilitating the political parties and candidates to debate on important public issues.
- Reporting timely results
- Ensuring transparency and giving confidence to the electors in the whole election management process.
- Facilitating timely information to the electoral machinery for ensuring a level playing field.

15.0.2 Media always proves to be the biggest partner to Election Machinery also in ensuring the conduct of free and fair elections, in addition to its participation in SVEEP activities, which has already been detailed in Chapter 9.

15.1 Publicity

15.1.1 Dissemination of information to the electors through the media was given prime importance in the elections. Realizing the importance of communication through media, regular press conferences were conducted and press releases were given on new initiatives and efforts taken to conduct free and fair elections in the State. Print and Electronic media were used as a partner to educate, motivate and inform voters. Audio/ Video materials and Video bytes of star icons and informative/ awareness posters were uploaded on you-tube and face book and through other channels of mass media.

15.1.2 Doordarshan and All India Radio rendered a commendable support to CEO's office, Chennai, by telecasting the SVEEP awareness songs, short films and video bytes of star icons. In addition to that, interviews/ discussions/ phone-in programmes with CEO and Joint Chief Electoral Officer (SVEEP) on the theme of preparation for the run up to the General Election to Lok Sabha, 2014 were telecast/ broadcast. Wide publicity was given regarding the distribution of voter slips to all voters by election officials and call center telephone No.1950. Programmes on voting through EVMs were telecast in the silent hours (48 hours before close of poll – after 6.00 p.m. on 22nd April, 2014). Through 'Scroll' and 'Time Check' voters were reminded on Do's and Don'ts on pre-poll day and poll day besides stressing the need to exercise their franchise.

15.1.3 All India Radio, Chennai broadcast programmes asking questions about the information in the first phase and regarding voter's participation in the second phase. Private FM channels also participated in electoral activities and contributed significantly towards conduct of free and fair elections.

15.2 Press Meets and Press Releases

15.2.1 In addition to the regular interaction with press during preparatory stages of election, right from the date of announcement of General Elections to the House of People, on 05.03.2014, regular Press Meets were conducted and press releases were given on various election related subjects with a view to ensure greater transparency of electoral activities.

15.2.2 The following are the details of the Press Meets conducted on various dates:

Table No: 15A

1	5.3.2014	Announcement by the Election Commission of India regarding the poll schedule for the General Elections to Lok Sabha, 2014 and bye-election to Tamil Nadu Legislative Assembly from 28. Alandur Assembly Constituency. Enforcement of Model code of conduct with immediate effect from 5.3.2014 and highlights of the major Do's and Don'ts of MCC.
2	7.3.2014	Special Campaign Day for inclusion of eligible new electors on 9.3.2014. Activation of a special control room with multiple telephone lines for monitoring the complaints from public and informing the public about those special telephone numbers.

3	10.3.2014	<p>Huge response of the public on 'special campaign day', as around 10 Lakh applications were received for inclusion in electoral rolls.</p> <p>Arrangements made for enrollment of all eligible persons on to the rolls well in time to facilitate them to vote in the General Elections to Lok Sabha, 2014.</p>
4	12.3.2014	<p>Deployment of Various teams for expenditure monitoring, viz., flying squads, static surveillance teams, etc, in all Parliamentary Constituencies.</p> <p>Deployment of Central police forces at all critical/sensitive places, to remove fear in minds of electors and appeal to them to come out and exercise their democratic right without any fear or favor.</p> <p>Increase in Polling Hours on poll day.</p> <p>Additional opportunity of special campaign day at polling stations where no application was received earlier.</p> <p>Creation of new village level awareness committees at each village unit, for facilitating speedy transmission of information on expenditure malpractices from the field to the electoral machinery.</p>
	15.3.2014	<p>Establishment of multiple telephone line connections in the office of the Chief Electoral Officer and its linkage with the already existent helpline number 1950.</p> <p>Release of the list of Election Complaint Cell numbers for all districts.</p> <p>Release of awareness video of actor Thiru Kamal Hassan insisting on the need to Vote with an appeal to vote as per conscience, without selling one's own vote.</p> <p>Cash seizures of Rs. 6.85 crore through enforcement activities and confiscation of non-cash items for a value of Rs.46.9 lakh.</p> <p>Action taken regarding removal of the picture of two leaves in the small buses run by Government Transport Corporation.</p> <p>Launching of the new facility for electors to find their names in the electoral roll and knowing their respective polling station names by sending an SMS with details of EPIC 9444 123456.</p>
6	19.3.2014	<p>Clarification to the traders and the public about the Standard Operating Procedures being followed during seizures and information about the latest stage of cases booked for MCC violations noticed.</p> <p>Actions taken on 52,000 complaints out of nearly 55,000 complaints so far received for violations of the model code of conduct.</p>

7	26.3.2014	<p>Commencement of the filing of nominations from 29.3.2014.</p> <p>Clarification regarding restrictions for vehicles and number of persons to accompany candidate during nomination</p>
8	29.3.2014	<p>Released of the video bytes, by the Chief Electoral Officer, of the star actresses Tmt. Gowthami and Tmt. Rohini making appeal to the voters not to sell their votes as it amounts to selling the future of their children and urging the voters to vote ethically.</p>
9	2.4.2014	<p>Direction to all establishments including I.T companies to declare paid holiday on April 24 (Polling day).</p> <p>Latest stage of enforcement activities with 778 cases filed for violation of model code of conduct and seizures of Cash of Rs.14.59 crore and non cash items worth Rs.6.76 Crores.</p> <p>Release of SVEEP awareness video bytes of Actor Thiru Arjun and Playback Signer Thiru. S.P. Balasubramanian with appeal to the voters to come forward to vote without any fear or favor.</p>
10	5.4.2014	<p>Latest progress in seizures, by flying squads, of Rs.16.39 crore unaccounted money and goods worth Rs.6.87 crore.</p> <p>Arrest of as many as 12,545 persons against whom non-bailable warrants were issued by different courts ahead of the Lok Sabha Elections.</p> <p>Details of nominations filed. Filing of nominations ends on 5.4.2014.</p>
11	10.4.2014	<p>Clarification regarding the list of alternative photo identity documents which can be used for voting other than EPIC.</p>
12	12.4.2014	<p>Review by the Chief Election Commissioner and Election Commissioners regarding the poll arrangements in the state.</p> <p>Clarification by the Chief Election Commissioner to the representatives of the political parties about the single window system to give permission, without delay by Returning Officer/Assistant Returning Officer, for public meetings.</p>
13	16.4.2014	<p>Release of short SVEEP awareness video clip, in Tamil & English explaining the importance of voting, by Chess Grandmaster and former world champion Thiru. Viswanathan Anand for wide publicity through the media.</p>

14	18.4.2014	<p>Closure of all forms of campaign through rallies, processions, public meetings, electronic media including television channels, radio by playing CDs, sending bulk SMS at 6.00 PM on 22.4.2014.</p> <p>Provision of permanent or temporary ramps at all polling stations facilitating the differently abled to come and vote.</p> <p>Braille sheet with election symbols for visually challenged voters.</p> <p>Warning for over 8100 rounded up anti-social elements in the state not to indulge in any law and order issues.</p>
15	22.4.2014	<p>Newspaper advertisement of the list of alternate documents for voting released by the Election Commission.</p> <p>Announcement to the public about monitoring of the conduct of poll in four ways viz., (i) SMS based monitoring (ii) Web casting (iii) Zonal teams (iv) Control Room for creating a sense of confidence to the voters to come and exercise their voting right without any fear.</p>
16	24.4.2014	<p>The polling was peaceful across the state and the percentage of voting was slightly higher than the previous Lok Sabha elections, 2009.</p>

15.2.3 Press Releases: In addition to the above listed announcements made during the Press Meets, Press releases were also given on various occasions. The Press releases were also put on CEO's website. These regular Press Meets and the Press Releases helped very much to ensure that there is a continuous flow of information to/ among all stake holders ensuring greater transparency and participation.

15.3 Air Time on Doordarshan and All India Radio

15.3.1 The practice of providing slots free of charge by the Government media, Doordarshan and All India Radio, to recognized political parties for political campaigning was followed during the General Elections to Lok Sabha too. The facility of use of broadcast time and telecast time were made available only to National Parties and Recognised State Parties uniformly on the Regional Kendra of Doordarshan network and All India Radio network in the State. The period of broadcast and telecast was between the last date of filing the nominations and two days before the date of poll in the State. Prasar Bharati Corporation in consultation with the Election Commission of India decided the actual date and time for broadcast and telecast.

15.3.2 Adherence of guidelines, by the political parties, prescribed by the Commission for telecast and broadcast was strictly insisted. The parties were required to submit transcripts and recording in advance. The parties could get them recorded at their own cost in studios, which met the technical standards prescribed by the Prasar Bharati Corporation, or, in the alternative, at the Doordarshan/ All India Radio Kendras. Time Vouchers were available in the denomination of 1 to 5 minutes and the parties were free to combine them suitably. The allotment of time to different political parties is given in the statement below:

**Time available to National /State Parties on
Regional Kendras of Doordarshan / All India Radio**

Table No: 15B

Sl.No	Name of National/State Party	Total Time allotted in minutes for		Number of Time Vouchers (5 minutes)	
		Broadcast	Telecast	Broadcast	Telecast
1.	BSP	115	115	23	23
2.	B JP	210	210	42	42
3.	CPI	80	80	16	16
4.	CPI(M)	110	110	22	22
5.	INC	285	285	57	57
6.	NCP	80	80	16	16
7.	AIADMK	40	40	8	8
8.	DMK	40	40	8	8
9.	PMK*	35	35	7	7
10.	DMDK	35	35	7	7
	Total	1030	1030	206	206

*PMK though not a recognized party in Tamil Nadu, was permitted to utilize its voucher for Puducherry (where it is a recognized party) from Chennai Doordarshan Kendra.

15.4 Media Monitoring and Certification of Advertisements

15.4.1 The Election Commission of India had issued now and then various guidelines for constituting Media Certification and Monitoring Committees both at District level as well as at State level for pre-viewing, scrutinizing and certifying advertisements of political nature to be telecast and broadcast during the period of election. The Commission in its Lr.No.491/Paid News/2012/Media, dated 27.08.2012 mandated the committee to take up the additional task of keeping a check on the

cases of Paid News also. As per ECI Lr. No.509/75/2004/JS-I, dated 15.04.2014 no political advertisements should be released to any internet based media/website by political parties/candidates without pre-certification from competent authorities. For effective implementation of the Commission's instructions, guidelines were issued by the ECI vide its Lr. No.491/PN/Media/2013, dated 06.09.2013 for reorganization of District and State level Committees with change of constituent members followed by the State Government order vide GO. Ms No.1327 Public (Election-II) Dept., dated 25.11.2013. Accordingly the committees were reconstituted as follows:

15.4.2 At district level:

1. District Election Officer/Returning Officer(of the PC)
2. Asst. RO (not below SDM)
3. Central Government/Information & Broadcasting Ministry official (if, any in the district). If I&B Ministry official is not posted in the district, DEO can appoint preferably a Central Government Officer/ a Senior State Govt. Officer posted in the district.
4. Independent citizen/Journalist as may be recommended by Press council of India. (If PCI is not providing names, DEO may himself appoint either an independent Senior Citizen or Journalist, who is eligible as well as willing),
5. DPRO/District Information Officer/equivalent- Member Secretary

15.4.3 At State level:

Table No: 15C

1)	The Jt.CEO(SVEEP) Public (Elections) Department.	Chairman
2)	Regional Additional/Joint/Deputy Commissioner, Central Region, Corporation of Chennai. (who is the RO for 4.Central Chennai Parliamentary Constituency)	Member
3)	Asst. Director of Programs, Doordarshan Kendra, Chennai.	Member (TV channels)
4)	Director (News), All India Radio, Chennai.	Member (Radio)

15.4.4 To deal with the complaints and grievances of any political party or a candidate or any other person in this regard to the decision to grant or refuse certification of an advertisement taken by any District Level Committee or State Level Committee, following Appellate Committee was constituted:

Table No: 15D

1)	The Chief Electoral Officer and Principal Secretary to Government, Public (Elections) Department	Chairperson
2)	Any Observer appointed by the ECI	Member
3)a.	Asst. Director of Programs, Doordarshan Kendra, Chennai.	Member (TV channel advertisements)
b.	The Audience Research Officer, All India Radio, Chennai.	Member (Radio advertisements)
c.	The Director, Press Information Bureau, GOI, Ministry of Broadcasting, Chennai-6	Member (for Paid News cases)
d.	The Chairman, Media Development Foundation & Asian College of Journalism, Taramani, Chennai-13	-do-
e.	Addl./Jt.CEO in charge of Media	Member Secretary.

15.4.5 All advertisements of political nature on TV channel, cable networks/ radio, including private FM channels, could only be telecast after prior clearance from the MCMCs. The Political party/candidate would have to submit the content along with details of planned expenditure on the telecast/broadcast in electronic media. These Committees were entrusted with the responsibility of pre-viewing, scrutinizing and certifying advertisements of political nature for telecast over Television channels and Cable Networks and broadcast on Radio, including private FM channels. Details of the certificates issued, and cleared applications relating to the Political Parties/Contesting Candidates during enforcement period of the model code of conduct, by the Media Certification and Monitoring Committee (MCMC), are furnished in **Annex 15.1**.

15.4.6 If the media monitoring cell found any unapproved advertisement, or any news which was basically a blatant advertisement in favor of any candidate, the Returning Officer would issue a notice to the candidate u/s.127 of the Representation of the People Act, 1951. The expenditure of these advertisements

would be mentioned in the Shadow Observation Register and intimated to the candidate concerned during the inspection of his/her register.

15.4.7 Whenever permission for any advertisement was given either by the District level or by the State level Committee, a copy of it along with all expenditure details was handed over to the concerned Accounting Teams/District Election Officer. The District Committee would look into the Model Code of Conduct violations also in the media sphere and sent report to the District Election Officer with a copy to the General Observer. Violation of Model Code of Conduct in media vehicles were also looked into by these Committees. The details of such notices issued and action taken are given in **Annex 15.2**. While all channels immediately ceased the objectionable telecast, the Election Commission of India was consulted for taking further action and FIR registered based on the directions of the Commission.

15.5 Authority Letters

15.5.1 Under Rule 32 (c) and 53 (1) (b) of the Conduct of Election Rules, 1961, the Election Commission of India has been empowered to issue authority letters to media persons both for polling and counting, based on the recommendations of the State Directorate of Information and Public Relations. This time the Election Commission as a new initiative directed to issue Authority letters to the media through the District Election Officers. Therefore, the lists of media, to whom Authority letters to be issued for entry into polling station and counting centres, were obtained from the District Election Officers through the DIPR.

15.5.2 The Election Commission of India had supplied 8,000 forms of Authority letters (4,000 for Polling and 4,000 for counting centers) to Chief Electoral Officer's office in advance for the use by Media persons (including private TV channels) during the General Elections to Lok Sabha, 2014. These were distributed to the media person based on lists received from the Director of Information and Public Relations.

15.6 Media Centre

15.6.1 Based on the instructions of Election Commission of India, a Media centre was opened in CEO's office so as to monitor the television channels during the period when the campaign activities were prohibited and to report the events on pre-poll day and on poll day to the Election Commission of India. The reporting on poll events to the Commission was done in a format as prescribed by the Commission once in two hours, on pre-poll day and on poll day. The report covered the events of money distribution, violent incidents etc., as reported in the television channels. This helped the election machinery to have close watch on the Law and Order issues on the days of pre-poll and poll.

15.6.2 Arrangements were made both at the state level and the district level for 24 hours monitoring and recording of all prime television channels. At the State level, the Media Room of the Directorate of Information and Public Relations in Secretariat premises was made use of to record the TV channels. Since it had limited capacity, additional channels were recorded using channel recording service of a private agency viz. 'Airdesign Technology' was utilized. Effective monitoring of all important television channels was done scrupulously following the instructions of the ECI.

15.7 Challenges faced

In Tamil Nadu, some of the major political parties have their own Media Channels. They used to take out their campaign activities round the clock during the elections in the name of NEWS events. These channels were telecasting campaign activities/materials in the guise of "news" on a continuous basis. It was therefore very difficult to ensure level playing field of campaigning for all the contesting candidates. Most of the campaigning was party related and not for any specific candidate, so it became difficult to include the same in the expenditure statement of any candidate.

Chapter 16

Communication Plan

16.1 In every election a detailed communication plan is prepared which enables detailed communication between different authorities and levels, seamlessly and without hassles. Communication Plan is a working document and is updated periodically. It acts as a proactive measure to ensure that everyone has the right information in time. The plan describes who produces each type of communication and how frequently it gets updated or distributed. Since Communication Plan explains how to communicate the right message, from the right communicator, to the right audience, through right channel, at the right time, the Election Commission of India considered that establishing a proper communication set up is very crucial during the election process, particularly on the day of poll. Therefore the ECI rolled out a communication plan for election tracking during the last General Elections to Lok Sabha, in the year 2009. Further improvements in the communication system are taking place through innovative attempts either based on the ECI directions or by the IT wing of the office of the CEO.

16.2 Issues of concern on the day of poll, such as i) arrival of polling party at the polling stations, ii) arrival of polling agents at the polling stations and their numbers, iii) commencement of poll after mock poll, iv) checking violations of model code of conduct, v) handling law and order issues, vi) redressal of complaints, vii) handling obstructions to poll process due to technical reasons, viii) gathering statistical information like poll percentage and ix) departure of polling parties after the poll were identified in anticipation and appropriate communication plan was designed for troubleshooting by linking the following channels in each district.

- Polling Stations
- Zonal Officers
- Police Stations
- Asst. Returning Officers
- Returning Officers
- District Election Officers
- Police Authorities
- Central Police Force
- Observers

16.3 Election Commission of India and the office of the CEO also were to have access to the above locations. To achieve this, a 3-tier Plan linking polling stations,

ROs' and DEOs' offices were set in place. All available modern tools of communication such as Mobile Phones, Landline Phones, Wireless etc., were used. On the above mentioned lines, the communication plan was prepared linking all such numbers right from the polling station to the office of the CEO. Following numbers were collected for communication plan:

- Mobile Phone numbers of the Presiding Officers and all Polling Officers
- Mobile Phone numbers of BLOs
- Phone numbers of Individuals staying near the Polling stations
- Phone numbers of Zonal Officers
- Phone numbers of Police Stations
- Phone numbers of RO, ARO, DSP
- Phone numbers of SP, ADSP, COP, Dy COP

16.4 Following were the additional precautionary steps taken well in advance:

- i) Instructions regarding precise questions and crisp answers on the communication network to avoid jamming of lines were issued,
- ii) Alternate arrangements were made for shadow areas of mobile network and
- iii) Mobile and Telephone Authorities were kept on alert to avoid any breakdowns especially in the landline service.

16.5 SMS based Poll Monitoring System:

16.5.1 As part of establishment of the Communication Plan during the General Elections to Tamil Nadu Legislative Assembly, 2011, the provision of SIM Cards was introduced in 54,316 Polling Stations in Tamil Nadu. But in the recently concluded General Elections to Lok Sabha, 2014, instead of providing SIM cards, personal Mobile numbers of the respective Presiding Officers in respect of 60817 Polling Stations were collected well in advance and fed into the database. Also, the available mobile numbers of other Polling Officers were also collected and fed into the database to avoid network issues on Poll day. Pre-defined SMS had to be sent on Pre-Poll day and on the day of Elections by the Presiding Officers, for which fixed reimbursement was given to all officers. Adequate training was given to the Presiding Officers to send SMSs from the Polling Stations. A Mock run was also conducted to check the work flow mechanism. Poll Percentage details were monitored at PC, District, State and National Levels in the web portal, created for this purpose. The Software was designed by BSNL. A sum of Rs. 50/- was given to each Presiding Officer for sending the SMS to the Server.

16.5.2 Collection of Mobile numbers, and their inclusion in the Polling Personnel database well in advance, helped election management in many ways. During the poll process on 24.4.2014, they served as a channel of communication to every Polling Station in all the 39 Parliamentary Constituencies in the State. They were used by the Presiding

Officers to send pre-decided SMS messages at pre-fixed times. These messages logged on to the computer automatically, which generated information such as poll percentages, start of poll, etc. The pre-coded messages which they had to send are as follows:

Parliamentary Constituency : _____

Send SMS to : _____

SL. No	Code	Message Format	Sample SMS	Description	Time
--------	------	----------------	------------	-------------	------

23.04 2014.

1	ma	ma	ma	Polling Materials Arrived	On arrival of materials
2	pp	pp	pp	Polling Parties Reached	On arrival of polling parties

24.04.2014

3	pa	Pa##	Pa10	No. of Polling Agents	Before 7.00 am
4	mo	Mo y/n	moy	Micro Observer present	Before 7.00 am
5	mc	mc	mc	Mock Poll Conducted	Before 7.00 am
6	Ps	ps	ps	Poll Started	7.00 am
7	pi	pi	pi	Poll Interrupted	As per event
8	pr	pr	pr	Poll Resumed	As per event
9	vca	vca####	vca215	Votes Cast at 9 am	9.00 am
10	vcb	vcb####	vcb431	Votes Cast at 11 am	11.00 am
11	vcc	vcc####	vcc606	Votes Cast at 1 pm	1.00 pm
12	vcd	vcd####	vcd879	Votes Cast at 3 pm	3.00 pm
13	vce	vce####	vce915	Votes Cast at 5 pm	5.00 pm
14	vcf	vcf####	Vcf986	Votes Cast at 6 pm	6.00 pm
15	pq	pq###	pq15	No. of persons in Queue at close	6.00 pm
16	fcm	fcm###	Fcm498	Final Male votes cast (at close of poll)	After 6.00 pm
17	fcf	fcf###	fcf502	Final Female votes cast (at close of poll)	After 6.00 pm
18	fc	fc####	fc1001	Final total votes cast.	After 6.00 pm
19	pd	pd	pd	Poll Party departed	

16.5.3 Further, the collection of these Numbers also helped in oral communication amongst various authorities with the Control Room of C.E.O.'s Office to have first hand information on the status of polling. The DROs at the Control Room had an easy access to the Returning Officers as well as all District Election Management Officers.

16.6 Benefits of the Communication Plan and the SMS based System

16.6.1 The detailed communication, though strenuous to prepare, had many advantages in making the electoral process more reliable:

- i) Reports on Arrival of Polling Parties at the polling stations, conduct of Mock Poll and starting of poll could be compiled for entire State and made available to Election Commission of India/ media within an hour of commencement of poll.
- ii) On the day of poll, all complaints received could be quickly verified for correctness.
- iii) Immediate response to L & O issues was possible due to timely receipt of information.
- iv) Information on poll stoppage due to any reason, such as EVM replacement, was received and remedial action taken then and there without delay.
- v) Timely receipt of statistical inputs, such as votes cast etc. was ensured.

16.6.2 The above Communication Plan proved to be one among the important factors responsible for the conduct of successful, smooth and peaceful elections to Lok Sabha, 2014 in the State.

Chapter 17

Complaints Cell and Control Room

17.0.1 Grievance Redressal Mechanism is part and parcel of the machinery of any administration. Having realised that 'grievance redressal mechanism' is the gauge to measure the efficiency and effectiveness of the organization, as it provides important feedback on working of the administration, Election Commission of India gave paramount importance for the formation of Complaint Cell and Control Room at various levels from top to the bottom of Election Machinery. Based on the direction of the ECI, the State prepared itself in a four-fold manner as follows to receive complaints/representations from the citizens:

- i) 1950 call center & ECI portal complaints
- ii) Web based complaint module
- iii) Toll free call centers at districts
- iv) An Android app to enable citizens lodge complaints directly to the District Control Rooms for real time action.

17.0.2 A strong backend redressal and monitoring mechanism ensured that these complaints were redressed in due time.

17.1 1950 Call Centre & ECI Portal with Web based Redressal System

17.1.1 A 10- seat call centre was set up in CEO's office with 10 telephone lines with hunting facility, where all complaints originating on the number 1950 from the State had to land. The Call centre functioned 24×7 working in 3 Shifts. The complaints were entered on the complaints web-site. Whenever a complaint had been entered, SMS was sent by the system automatically to the concerned authorities, whose numbers had already been fed into the system. A separate web based software designed by Election Commission was used by the Officials of the Control Rooms in all Districts. They entered the details of Complaints viz., Name, Mobile Number, Address, Gist of complaint, etc., in the portal and SMS could be sent to the concerned Officer to take action and simultaneously an SMS could also be sent to the petitioner/complainant with Complaint Number. Separate IDs were created for the Officers. Using those IDs they could access this software, read the complaints and enter action taken details. The ECI monitored the entire process through this software.

17.1.2 The recipient of the SMS (i.e., the official who should take action on the petition), had to open the website, take details of the complaint, redress the same and update the website accordingly. On receipt of update information, the system would also send an SMS to the complainant on the action taken.

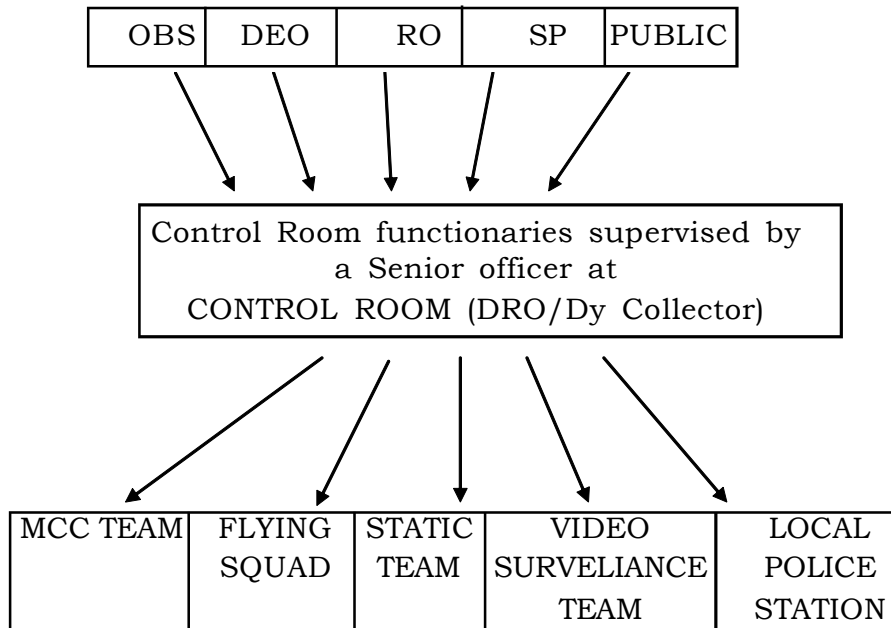
17.2 District Control Room and Toll free Call Centers in the Districts

17.2.1 Call Centers/Control Rooms were set up at the State Level and the District Level, with one of their objectives being monitoring of complaints received directly in the district. They were provided with a Separate Software to register various complaints received from Public. **Each controlroom had its own toll free number** also, which was also publicized. The phone numbers of the districts are given in **Annex 17.1**. The district-wise details of complaints received are given in **Annex 17.2**. A Nodal Officer was appointed by the District Election Officer to monitor the entire Call Centre and Control Room Management operations.

17.2.2 The district call center/ control room acted as the nerve center of election process. Following guidelines had been given regarding the functioning of the Control Room:

1. Control room should have one senior officer in each shift who can take decisions on complaints received.
2. All complaints should land at the complaint cell – and from there instructions should be given to flying squads and static squads
3. No direct instructions to flying squads by anyone including DEOs – as far as possible, should be routed through control room
4. Observers stationed at the control room headquarters may visit every day and check register.
5. Other observers may attend control room once in 2-3 days and also meet other observers and DEOs there in control room
6. DEOs should spend some time in Control Room every day.
7. All instructions should be pasted on control room notice board

17.2.3 A thematic depiction of flow of information in the control room would be as follows:



17.3 Mobile android app: TAMILNADU CITIZEN POLL WATCH 2014

17.3.1 This android app developed exclusively for the citizens to register real time complaints had been very successful. The app is very simple and its working can be gleaned through the flyer, prepared for the publicity. The app was utilized by the general public across the state to complain on the 7 major code of conduct violations. The 8th option that of ‘others’ category was however utilized more by the citizens, whereby they typed the specific details of the complaint at hand. Complete anonymity also encouraged people to use the app effectively.

Tamil Nadu Citizen Poll Watch - 2014

Report violations anytime, from anywhere

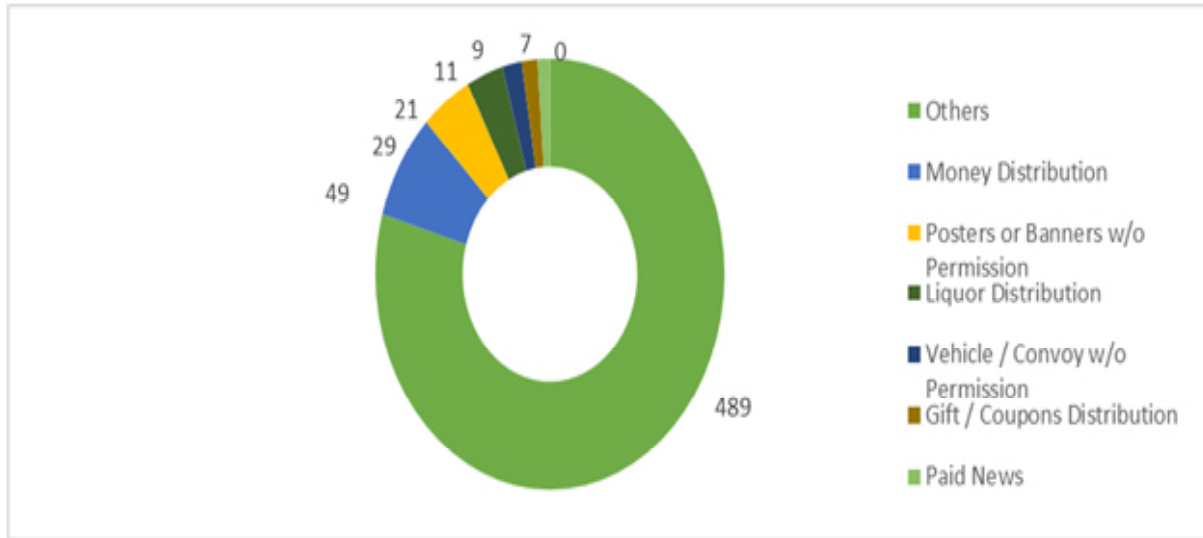
Greater Participation For a Stronger Democracy

To download app go to <http://elections.tn.gov.in/complaints>



QR CODE FOR THE APP

APP USAGE-COMPLAINT TYPE WISE



17.3.2 However for obvious reasons the usage was higher in urban areas, where, more android phones are available and people more accustomed to use the apps.

APP USAGE-CITY WISE



17.4 Know your polling station SMS service

17.4.1 Since most complaints were found to be coming with regard to the name in the electoral roll, a simple SMS based service was launched on the BSNL SIM no. **9444123456** for people to confirm their name in the electoral roll and locate their part details (polling station). Flyers for the same were widely publicized for people to avail of this service. Totally 3,19,862 searches were made through this service.

**FINDING YOUR
POLLING BOOTH
IS AT YOUR FINGER TIPS
SMS to **9444123456****

Do it Now!!




CHIEF ELECTORAL OFFICER,
TAMIL NADU

**GREATER PARTICIPATION
FOR A STRONGER DEMOCRACY**

Chapter 18

ELECTION OBSERVERS AND MICRO OBSERVERS

18.0 The Election Commission of India deploys different kinds of Observers to ensure that the elections are held in a free and fair manner. Senior officers of the Government from IAS, IRS, IC&CEs and IIS are deployed as General Observers, Expenditure Observers and Awareness Observers.

18.1 General Observers

18.1.1 The Commission appointed 39 General Observers at the rate of one for each Parliamentary Constituency. Their primary duty was to monitor and supervise the General Elections to Lok Sabha, 2014. The details of the observers appointed are given in **Annex 18.1**. The Election Commission of India directed the General Observers to reach their respective constituencies positively by 05.04.2014, the last day of filing nomination papers by the contesting candidates. They were also mandated by the Commission to remain in the constituencies till the poll was over, and come again for counting. During their presence the General Observers effectively monitored strict enforcement of model code of conduct by the contesting candidates and political parties, as well as ensured that elections were conducted as per the norms fixed by the Commission.

18.2 Expenditure Observers

18.2.1 In addition to the General Observers, 78 Expenditure Observers, at the rate of two for each Parliamentary Constituency, were also appointed to monitor and scrutinize the Expenditure incurred by the contested candidates during the General Elections to Lok Sabha, 2014. Details are given in **Annex 18.2**. The Expenditure Observers were directed by the ECI to land in their respective Parliamentary Constituencies on 29.03.2014 and were to be present in the Constituencies along with the General Observers till the date of poll (24.04.2014). Again the Expenditure Observers, as per the direction of the ECI, were to visit their respective Constituencies on 15.06.2014 and remain there till 22.06.2014 for scrutiny of expenditure accounts submitted by contested candidates. The Expenditure Observers ensured strict implementation of expenditure guidelines.

18.3 Counting Observers

18.3.1 The Election Commission of India also appointed 61 Counting Observers (one Observer for each Parliamentary Constituency in general and more than one Observer for certain Parliamentary Constituencies on need basis for effective supervision) to supervise the counting process and also declaration of results. The details are given in **Annex 18.3**. These Observers ensured that the counting process was in conformity

with the guidelines and instructions issued by the Commission. They satisfied themselves about the fairness of counting of votes and accuracy of compilation of results.

18.4 Awareness Observers:

18.4.1 The Election Commission of India also appointed Two Awareness Observers in select Parliamentary Constituencies, having a history of lower voter participation, for monitoring the implementation of the SVEEP program. One Observer was appointed to oversee 2.Chennai North, 3.Chennai South, 4.Chennai Central and 5.Sriperumbudur Parliamentary Constituencies while another Observer was monitoring for 35.Ramanathapuram and 36.Thoothukkudi Parliamentary Constituencies. Details of Awareness Observers deployed are given in **Annex 18.4**.

18.5 Facilities to the Observers

18.5.1 Based on the ECI instructions following facilities were provided to the Observers:

- i) Accommodation along with catering facility in Government Guest House / Circuit House. An (A.C) vehicle with personal Security Officer, Driver and Secretarial Assistance.
- ii) Telephone and fax facilities at the Circuit House or Guest House.
- iii) SIM Cards to those Observers having mobile phone or provision of a mobile phone to each of them till the completion of Election process.
- iv) Computer with internet facility for Group of Observers for their use during their stay in the District was also provided.
- v) Liaison Officers for each Parliamentary Constituency (in the cadre of Tahsildar) was appointed to assist the Observers.

18.6 Micro Observers for Poll

18.6.1 As per ECI letters No.464/OBS/ Misc/2008/PLN-I dated 27-5-2008 and No.464/INST/2008/EPS, dated 21-1-2009, Micro Observers were to be deployed at critical polling stations on the Poll day, from a panel of Gazetted officers/ officials of the Government of India drafted from different offices in the districts during the elections. The above exercise was to be done following the detailed guidelines and a checklist prescribed in this regard by the Commission. District Election Officers prepared a list of polling stations under the supervision of General Observers where these Micro Observers were to be deployed. Such polling stations were short listed on the basis of various factors which contributed to the vulnerability of the voters. Domination of one social group over other, inaccessibility of the area, previous history of violence, etc. were taken into consideration while doing the vulnerability mapping in the district as per the extant instructions of the Commission on this issue. It was ensured that every sensitive

polling station had either CAPF or micro-observer or web-camera installed. Totally, 5,660 Micro Observers were deployed for the elections. The details of micro-observers deployment are furnished in **Annex 18.5**.

18.6.2 As in the case of other Polling Personnel, the officers appointed as Micro Observers were also imparted basic training on election process on the day of poll. The Observers additionally trained the Micro Observers coming under their control. An illustrative training material exclusively prepared, as per the direction of the Election Commission of India, for Micro Observers in Microsoft Power Point were distributed to the Micro Observers during the training session for their use in the Polling Stations.

18.6.3 The Micro Observers ensured, on the Poll Day, strict observance of Election Commission of India's instructions regarding mock poll procedures, conduct of polling agents, proper identification of electors, secrecy of voting, application of indelible ink, maintenance of Form 17-A etc. They kept the observers informed of any violation in poll process.

18.7 Micro Observers for counting

18.7.1 On the day of Counting also, Micro Observers were deployed to play a crucial role. The Election Commission of India in its Letter No.464/INST/2009 EPS, dated: 18.03.2009 had stated that there would be one Government of India official on every counting table as Counting Micro Observer, for checking and ensuring the purity of counting process. The Micro Observers were trained by the District Election Officers / Observers on different aspects of the counting process, besides operation of EVMs and their functions. The Micro Observers' basic responsibility was to ensure that the results at each polling station were correctly tabulated. Totally 4,126 Micro Observers were deployed in the Counting Centers during General Elections to the Lok Sabha 2014. Their deployment details are furnished in **Annex 18.6**

18.7.2 The Election Commission of India had also directed that the Counting Observer may deploy an additional Micro Observer for each of the Counting Halls under the Observer to undertake the random parallel checking of any two EVMs /Counting tables in every round of counting and to report to the Observer to get themselves satisfied about the fairness of counting of votes and accuracy of compilation of results. The whole process of conducting fair poll was completed with the deployment of Counting Micro Observers at each counting table for the correct tabulation of result and for parallel checking of randomly selected two EVMs at the Observer's table at the end of each round of counting.

Chapter 19

THE POLL

19.0 The Election Commission of India scheduled the 14th General Elections to Lok Sabha to be held on 24th April 2014. Unlike 2009 elections, in view of anticipated increase in voters' turnout, Commission had increased the duration of poll by an hour. Poll was commenced by 7.00 a.m. and it went on till 6.00 p.m. All the activities taken up since the announcement of polls were geared up to ensure successful and smooth conduct of the poll, including training of the polling personnel, procurement of election materials including EVMs, setting up the polling stations etc. Series of trainings conducted to drive home the basic idea that any irregularity in the conduct of poll would result in vitiation of the whole election process impacted the District Election Officers/ Returning Officers to ensure that the poll was conducted strictly in accordance with the law, the prescribed procedure and the instructions of the Election Commission.

19.1 Poll arrangements

19.1.1 After the publication of the list of contesting candidates the District Election Officers/ Returning Officers made the following arrangements towards the conduct of poll:

- i) Procuring required no. of EVMs for use in Polling Stations, including reserve, and for training and subjecting them to Second Level Checking (Preparation) by technicians of BEL and ECIL with the First Level Check (FLC) having already been conducted even before the announcement of poll.
- ii) Reviewing requirement of polling materials, including statutory and non-statutory forms, etc., in the light of actual no. of contesting candidates and total number of polling stations and their procurement.
- iii) Printing of postal ballot papers, ballot papers to be used on the ballot units of EVMs and the ballot papers to be supplied at the Polling Stations for use as tendered ballot papers.
- iv) Dispatch of postal ballots to service voters and distribution of EDC and Postal Ballots to polling and police personnel.
- v) Issuing formal appointment orders for the Presiding Officers and Polling Officers for each polling station of the constituency.
- vi) Requisitioning of vehicles required for the poll including the vehicles required for transporting polling personnel and polling materials.
- vii) Checking up the deployment of police forces and their movement to synchronies with the movement of the polling parties.

- viii) Publicity about the location of polling stations.
- ix) Preparation of Working copy and Marked copy of electoral rolls.
- x) Distribution of polling materials to the polling parties.
- xi) Arrangements for the return of the polling parties after the poll and the receipt of EVMs and other materials and election papers from them.
- xii) Arrangements for the safe custody of EVMs and other election papers on completion of poll.
- xiii) Arrangements for setting up of counting centre(s)

19.2 Regulation of Plying of Vehicles

19.2.1 The guidelines of the Election Commission of India for regulating operation of vehicles were strictly enforced during the election period and particularly on the day of poll. So cordoning off the polling areas from vehicular traffic to prevent voters from being carried in the vehicles arranged by candidates and their supporters was an easy task. Permits were issued by the District Election Officers / Returning Officers to the candidates for the vehicles they / their agents used with the strict instructions to adhere to the norms prescribed by the Commission.

19.3 Declaration of Poll Day as Public Holiday

19.3.1 Since the poll for the 14th Lok Sabha was scheduled for 24th April 2014 by the Election Commission of India and the hours for the poll were from 7.00 a.m. till 6.00 p.m. the State Government declared a public holiday (G.O.(Ms) No.236, Public (Miscellaneous) Department, dated 29.03.2014) in the State on the polling day under Section 25 of the Negotiable Instruments Act, 1881 (Central Act, XXVI of 1881). Extraordinary issue of the Tamil Nadu Government Gazette dated March 29, 2014 was published and a press release was also issued for information of the general public that the poll day was a public holiday.

19.4 Paid Holiday for Workers

19.4.1 As per section 135-B of the Representation of the People Act, 1951, as amended by the Representation of the People (Amendment) Act, 1996, the poll day has been mandated to be paid holiday. Accordingly, all departments of the Government were requested to issue necessary instructions to allow a paid holiday on the poll day for their workers and for the employees of all categories in factories, industrial establishments and Public Section Undertakings under their administrative control based on the G.O (Ms) No.236, Public (Miscellaneous) Department, dated 29.03.2014. A press release was issued by the Labour & Employment Department requesting the employers of all factories, industrial and commercial establishments and shops in the State to grant a public holiday with wages. 27

Shops and Establishments including IT companies in various parts of the State were booked for defying Commission's instructions.

19.5 Dry Day

19.5.1 Closure of liquor shops on poll eve is considered to be a must by the Commission for ensuring peaceful polling. So, it is in practice, according to Section 135-C of the Representation of the People Act, 1951, that all liquor shops would be ordered to be closed for a period of 48 hours commencing from 6.00 p.m. following closure of campaign till the end of poll at 6.00 p.m. on the poll day. Accordingly the Commission gave instructions in its letter No.576/14/EPS/285, dated 18th March, 2014. But, subsequently the CEO sent a proposal to slightly modify the duration with an increase in hours from 10 a.m. on 22.04.2014 till 12.00 midnight on 24.04.2014. The Commission had considered the above proposal and approved it in its letter No.437/TN-HP/2014/814 dated 12.04.2014. Accordingly the Government in their G.O. (D) No.74, Home, Prohibition and Excise (VI) Department, dated 18.04.2014 issued orders to all concerned. The CEOs of the Kerala, Karnataka & Andhra Pradesh, were also requested in letter No.3727/2014-5, dated 09.04.2014 of CEO to arrange for issue of orders declaring 'dry days' in the adjoining areas of Tamil Nadu border with effect from 10.00 a.m. on 22.04.2014 till the midnight of 24.04.2014.

19.6 Polling Parties

19.6.1 The Election Commission of India has clearly mandated that the District Election Officers should keep ready well in advance a full fledged data base of officials eligible for polling duties collected from respective authorities/ departments for formation of polling parties, viz., Presiding Officer, Polling Officer, Zonal Officers, etc. Out of this data base, lists of required no. of polling personnel category wise had been generated randomly, with 120% of the requirement being selected through randomization. This was the first randomization of polling personnel. Tentative appointment orders were also served to each of the polling personnel selected from the data base. In the second randomization the polling personnel were allotted to the Assembly Constituencies, and were also formed into parties, without allotting the actual polling stations. In the third randomization, which took place two days before the polls, these parties were actually allotted the polling stations. The results of the third randomization were kept in sealed covers by the observers and based on which regular appointment orders were issued to the polling parties, one day before the poll, during the third training. The District Election Officers and Returning Officers made suitable arrangements for the polling parties to reach the polling stations in difficult areas on the day after 3rd randomization preceding the date of poll. A reserve list of Presiding Officers for the constituency was also kept ready to deal with emergencies at any of the polling stations in the constituencies as well as for conducting re-poll, if required.

19.7 Polling Materials

19.7.1 A meticulously prepared standard list of polling materials, based on the instructions of the Election Commission of India and the assessment made well in advance, was communicated to all the District Election Officers. All polling materials were procured in time and according to Election Commission of India guidelines, the District Election Officers / Returning Officers were instructed to see that all necessary polling materials, including the EVMs were supplied to each polling station. Safety and security of EVMs are of foremost importance. So the Presiding Officers were made primarily responsible for the 100% safety and security of them and they were also made answerable for any damage to the machines due to negligence of polling personnel.

19.8 Transport of Polling Materials

19.8.1 Strictly adhering to the instructions of the Commission, the District Election Officers / Returning Officers carefully prepared movement plans for Zones in all 39 Parliamentary Constituencies and based on which for each zone, the polling materials, like Voting Machines, Zonal parties, etc. were transported. For this the District Election Officers had mobilized sufficient no. of vehicles and kept them at their disposal in time. Similarly, based on the Zonal (Section) Movement Plan of polling parties/ security forces, the Zonal Officers took possession and delivered the EVMs and other election materials (statutory and non-statutory forms) to the Polling Stations in time on the Pre-poll day itself. Before polling materials were taken to polling stations all polling personnel had moved to their respective polling stations and received the EVMs along with other materials delivered by zonal parties.

19.9 Accommodation and Food for Polling Parties

19.9.1 The introduction of the system of randomization for the deployment of polling personnel has necessitated them to work in the polling stations which are far off from their regular working / native place. So accommodation for their stay on pre-poll day, food, drinking water facilities & toilet facilities, especially for female polling personnel with due regard to their privacy, were to be ensured. The District Election Officers paid due attention to arrange for these facilities through the local VAOs and the BLOs concerned wherever necessary without fail. Their polling station plans contained specific details on the above arrangements too along with details of basic infrastructure.

19.10 Facilities to voters

19.10.1 The elections to Lok Sabha had been notified to be held in hot summer season. To minimize difficulties of the senior citizens and differently abled persons, the Commission had directed for a separate queue for them at the polling stations so as to enable them to easily cast their votes. The infirm voters and the women

voters with babies in arms were given preference over other voters in queue as directed by the Commission. Wherever necessary, pandals were arranged to be put up for voters waiting in the queue. Provision of ramps made all polling stations 'disabled friendly'. Additional expenditure wherever required for the provision of these facilities was also allowed. Drinking water and toilet facilities were also provided at all polling stations.

19.11 Alternate Documents prescribed by the Election Commission of India for identification of voters

19.11.1 For establishing their identity at the time of exercising franchise all electors have been issued with Elector's Photo Identity Cards (EPICs). For those electors who were not able to produce the EPIC, the Election Commission of India allowed in its Order No.3/4/1D/2014/SDR-Vol.I, dated 02.04.2014 one of the following alternative photo identity documents for establishing their identity and casting votes at the time of General Elections to Lok Sabha, 2014.

Table No: 19A

i)	Passport
ii)	Driving License
iii)	Service Identity Card with photographs issued to employees by Central / State Government, Public Sector Undertakings / Public Limited Companies.
iv)	Passbooks with photograph issued by bank / post office.
v)	PAN Card
vi)	Aadhar Card
vii)	Smart Card issued by RGI under NPR
viii)	MNREGA job Card
ix)	Health Insurance Smart Card issued Under the scheme of Ministry of Labour.
x)	Pension document with photograph; and
xi)	Authenticated Photo Voter Slip issued by the election machinery.

19.12 Arrangements at polling stations

19.12.1 The Election Commission of India had communicated a model layout of polling station, particularly with reference to the setting up of voting compartments to ensure complete secrecy of voting. Polling parties reached the assigned polling stations on the day previous to the day of poll and set up the polling stations, strictly following the instructions of the Commission. The Presiding Officers made necessary arrangements for setting up of the EVM, particularly the Control Unit, and other facilities such as tables, chairs, web camera placements, rope barricading, etc.

19.13 Polling Agents

19.13.1 Only the registered electors of the same polling station area or in the alternative from the neighbouring Polling Stations falling in the same Assembly segment of Parliamentary Constituency were eligible to be appointed as Polling Agents (PA) / Relief Agents (RA). It was also the direction of the Election Commission of India that such agents must possess EPIC which should be prominently displayed on the person before he/ she approaches the Presiding Officer with Form 10. He/ she should also bring the Xerox copy of page of the latest electoral roll attested to that effect by the candidate / the election agent, that proves his / her right as an elector. The Commission had prescribed an Entry Pass system to regulate the presence of Polling Agents in the Polling Station.

19.13.2 The presence of the polling agent when the Presiding Officer conducts the mock poll was emphasized by the Election Commission of India. So he/ she had to reach his/ her polling station at least an hour before the time fixed for the commencement of poll. During this one hour's time, mock poll was conducted to the satisfaction of the polling agents.

19.13.3 Suitable seating arrangements made for polling agents at the Polling Stations on the day of poll enabled them to identify the electors, see the entire operation at the Presiding Officer's or the 3rd Polling Officer's table where the CU was kept, and also see the movement of the elector from the Presiding Officer's or the 3rd Polling Officer's table to the voting compartment and the elector's exit after he/ she had recorded his her vote on the BU kept inside the voting compartment. Following was the order of the seating arrangement at the polling stations for polling agents.

- i) Agents of Candidates of recognized National parties
- ii) Agents of Candidates of recognized State parties
- iii) Agents of Candidates of recognized State parties of other states who have been permitted to use their reserved symbols in the constituency.
- iv) Agents of Candidates of registered unrecognized parties, and
- v) Agents of Independent candidates

19.13.4 Though the Polling Agents could either leave the polling station or have a replacement agent they were not allowed to do so during the last two hours before the end of the poll.

19.14 State Control Room

19.14.1 A control room was formed in CEO's office, since communication is considered to be a vital pillar throughout the election process right from the day one

after the announcement of General Elections to Lok Sabha, 2014. For making the event management as a result oriented one, a proper two-way communication system was established and managed till the election process was completed. A team of 16 Officers in the rank of District Revenue Officer was positioned in the Control room, with each officer in charge of one-three districts. 20 systems with broad band connectivity were provided for updation of data.

19.14.2 Several reports/ data were collected by the control room from the Districts. They were processed at CEOs office and then the information fed to Election Commission of India. Since elections processes are time-bound, these reports were sent as and when required by the Election Commission of India. Press also availed the facility from the control room for knowing continuously the poll situation progress till the closure of the poll.

19.14.3 Dual purpose was served by the State Control Room. That is, apart from collecting data from the districts, processing it and feeding the processed information to the Election Commission of India, the Control Room was also used by the public to give complaints before elections and on the poll day. Wide publicity was given through media about ten dedicated telephone lines. In addition to public, political parties and candidates were also benefitted by getting their grievances redressed then and there. For this sufficient staff was positioned to work round the clock in the Control Room. Out of 10,282 complaints received through phone calls, 4,018 complaints were attended on the pre poll day alone followed by swift remedial actions. On the day of poll against 8,919 calls received actions were taken immediately in respect of 3,397 complaints, while others related to information which was furnished to them.

19.15 District Control Room

19.15.1 At District level also similar arrangements were in place. The district control rooms were functional with increased strength in all districts, which acted as nerve centres for monitoring the poll proceedings in the entire district. Batches of zonal officers were put under specific officers in the control room, and regular update on the progress of poll was being taken by the control room.

19.16 Poll

19.16.1 The conduct of poll for the General Elections to Lok Sabha, 2014 went on smoothly and peacefully on 24th April, 2014. The polling percentage was around 73.58%, which was more than that of 2009 Lok Sabha elections. The constituency wise poll percentage is given in **Annex 19.1**. After completion of poll, a Poll Day Report was sent to the Election Commission of India in the prescribed format.

19.17 Re-poll

19.17.1 While no repoll was recommended by observers on scrutiny of the polling documents on 25.4.2014, some repolls were necessitated later due to certain issues

related to the new upgraded post 2006 models of EVM. There were certain new types of errors which were felt later to be such that there were possibilities of not retrieving the results from those EVMs during counting. Re-poll was, accordingly, ordered by the Election Commission of India for 3 polling stations comprised in 2 Parliamentary Constituencies, viz. 15 Salem and 16. Namakkal. The following table gives the details of polling stations in which the re-poll was held along with reasons.

Table No: 19B

Sl. No.	Name of the district	No. & Name of the Parliamentary Constituency	No. & Name of Assembly Segment	No. & Name of the Polling Station	Date of Re-poll	Reason of Re-poll
	Salem	15.Salem	89.Salem (North)	213 SMC Elementary School, Sengalanai Road, Salem.	10.05.2014	Due to "Factory Mode" error displayed in the EVM
	Namakkal	16.Namakkal	96.Tiruchengodu	37 Kottapalayam PS	10.05.2014	Due to "Factory Mode" error displayed in the EVM
	Salem	15.Salem	86.Edappadi	254 PUMS, K.Vadugapatti	15.05.2014	The EVM displayed the message "Unknown" error

Chapter 20

COUNTING OF VOTES AND DECLARATION OF RESULTS

20.0 As per the schedule notified by the Election Commission of India, counting of votes was held on 16th May, 2014 (Friday). Counting of votes, as well as maintenance of discipline inside the counting halls, was meticulously planned and very carefully done. Since Election Commission of India insisted on a higher level of transparency in the counting process right from the beginning till the declaration of result, the District Election Officers / Returning Officers took sincere efforts to ensure the same.

20.1 Counting Halls

20.1.1 For all 39 Parliamentary Constituencies, buildings suitable in all respects satisfying the guidelines of Election Commission of India were identified by the District Election Officers. These were mostly in Colleges/ Higher Secondary Schools. Approval of the Commission for the proposals was obtained and communicated to the District Election Officers concerned. The list of counting centres is given in **Annex 20.1**. Distinct number was assigned to each counting centre and within each centre each counting hall was also assigned a distinct number.

20.1.2 In most of the counting centres, based on the standard pattern prescribed by the Election Commission of India, 14 tables were provided in the counting hall in addition to one for the Assistant Returning Officer. Depending upon the availability of space and depending upon the no. of polling stations 10 to 14 tables were put in certain number of counting centres. The ECI permitted, as a special case, for placing 30 tables with regard to an assembly segment. The details of departure from the norms are given below:-

Table No: 20A

Abstract on No. of Counting Tables used					
Entire Parliament Constituencies		Exception in certain Assembly Segments			
No. of PCs having 10 counting tables	No. of PCs having counting tables	No. of Assembly Segment having 10 counting tables	No. of Assembly Segment having 12 counting tables	No. of Assembly Segments having 15 counting tables	No. of Assembly Segments having 30 counting tables.
2 (26.Cuddalore & 30.Kanniya kumari)	37	4 (114.Tiruppur (South) AS comprised in 18.Tiruppur PC) [13. Kolathur, 15. T.V.K. Nagar, 17. Royapuram as comprised in 2. North Chennai P.C.]	1 (152.Vrid hachalam AS comprised in 26.Cuddalore PC)	1 (162. Poompuhar AS comprised in 28. Mayilal duthurai PC)	1 (27.Sholin ganallur AS comprised in 3.Chennai South PC)

20.2 Counting Personnel

20.2.1 For each counting table, one Counting Supervisor and one Counting Assistant were appointed. Based on randomization procedure, Counting Assistants and Counting Supervisors were deployed. Randomization was done either manually or by using a computer and in both the cases the whole process was video graphed. Unique code no. was assigned to each one of the Counting Official.

20.2.2 Accuracy in compilation and tabulation of data and the declaration of the result was given top priority by the Commission. The General Observer was fixed with the responsibility of ensuring this through proper and effective co-ordination. As per the Commission's direction one Central Government employee was appointed as Micro Observer for every counting table for supervision. The Observer was permitted by the Commission to engage an additional Micro Observer from among the reserved pool of them, for each of the counting halls, to undertake the random parallel checking of any two EVMs per table in every round of the counting and to report to the observer. Totally, 4126 Micro Observers were deployed under the above categories in respect of all 39 Parliamentary Constituencies.

20.2.3 All the District Election Officers were requested to send proposals for appointment of Additional Assistant Returning Officers at the time of counting of postal votes, in addition to the Assistant Returning Officers, in view of the enhancement in the number of postal votes and due to revised instructions of the Commission on counting of postal votes. Totally 65 additional AROs were notified by the Election Commission of India followed by the re-publication of the same in the Tamil Nadu Government Gazette. The Commission also notified that the above appointment would cease to exist after the completion of the General Elections to the House of People, 2014 and Bye-election of TNLA from 28.Alandur Assembly Constituency.

20.3 Recording of counting process

20.3.1 Video coverage of entire counting process was ordered to be done by the Election Commission of India right from the opening of the strong rooms till the declaration of result. The District Election Officers had made elaborate arrangements to implement the Commission's direction to the satisfaction of the Counting Observers. The Commission had appointed 21 additional Counting Observers following the approval given for having additional counting halls for certain Assembly segments at a distance beyond 100 meters from main counting hall.

20.4 Security Arrangements made for EVM Strong Rooms.

20.4.1 With adequate armed security the polled EVMs and other materials of the polling stations, were brought to the respective counting centers after the closure of poll on 24.04.2014. The boxes containing the machines were arranged in the storage (strong) room horizontally by keeping the Control Unit over the Ballot unit for each polling station. The rooms were sealed with the seal of the Returning Officers. The candidates or their agents were also permitted to affix their seal in order to avoid any allegation by candidates and political parties later on. CAPF men were deployed in the inner perimeter of the counting centres inside which both the Strong Rooms as well as Counting Halls were located. The contesting candidates were permitted to post their agents round the clock to keep watch at the places where the polled EVMs were stored till the counting. A 24×7 recording of the entry points of the strong room was done using web cam and lap tops besides the maintenance of log book.

20.5 Security of Counting Centres

20.5.1 Three tier cordoning system was set up in all counting centres, with the outer perimeter being guarded by State Police, the Middle Perimeter being manned by the TSP/ AR and the inner perimeter by CAPFs. A 100 meter periphery around the counting center/campus was demarcated as “pedestrian zone”. No vehicles were allowed within this perimeter.

20.6 Process of counting

20.6.1 Counting of votes in all the 39 Parliamentary Constituencies was taken up, as already announced by the Commission, at 8.00 a.m. on Friday, the 16th May, 2014 under the close supervision of the Observers/ Additional Observers of the ECI.

20.6.2 Rule 54A of the Conduct of Elections Rules, 1961 stipulates that the postal ballot papers should be counted first and, accordingly, counting of postal ballot papers was taken up at 8.00 a.m. by the respective Returning Officers on their table in a separate room. After a gap of 30 minutes, the counting of votes in the EVMs was commenced at all counting centers by the Assistant Returning Officers of the respective Returning Officers. The result button was pressed and the total votes polled in each machine and the votes secured by each candidate were noted in Form-17C. The Commission had directed all Observers/Additional Observers to keep a close watch on the process of counting of votes and compilation of results. Before declaration of results the Returning Officer was to obtain an authorization from the Observer concerned. Every Observer completely satisfied himself about the fairness of counting of votes and complete accuracy of compilation of results in respect of each and every Assembly segment of all the Parliamentary Constituencies.

20.6.3 In addition to the above, following actions were also further taken based on Election Commission of India's directions during the counting of votes:-

- 1) The candidate or his/her Election Agent was restricted to the head table, i.e. table of Assistant Returning Officer. While, they were allowed to move around to meet their agents sitting outside the wire mesh, they were not allowed to go inside the wire mesh as it could disturb the counting process.
- 2) In case of Counting Centers in a district/Parliament Constituency spread over in more than one location, randomization for allocation of counting personnel to various locations, was done two days before counting. However, actual allocation of Assembly Segment of a Parliament Constituency (where more than one Assembly Segment are being counted in one counting location) and counting table No. was done by senior most observer in that location in the early morning of the day of counting through randomization.
- 3) Media persons were permitted to carry mobile phones only up to Media Centre in counting location. Even outside the media center they were not allowed to use Mobile phones.
- 4) Signed Copies of round-wise result sheet were given by the Assistant Returning Officer of the Assembly Segment concerned to the candidate and his/her election agents as soon as result of that round was declared by him after the approval of the Counting Observer. Similarly, round-wise result of each table was given to the counting agents at the table after each round of counting at the table
- 5) Certificate of Election in Form-22 was given to the elected candidate only in the presence of Observer. The entire event was video graphed.

20.7 Control Room

20.7.1 As in the case of poll day, the State Control Room was formed in the office of the CEO on the day of counting also i.e., from the evening of 15.05.2014 and it played a very vital role in establishing a proper communication system throughout the counting process, right from the commencement of counting till the declaration of the result in respect of each Assembly Segment of all the Parliamentary Constituencies. 19 officers in the cadre of DRO were drafted from various Departments/PSUs to work temporarily in the Control Room on 15.05.2014 and 16.05.2014 for collection of reports from the Districts on the counting day.

20.7.2 The above officials promptly collected statistics of round-wise counting and information of declaration of results. Each DRO was put in charge of 2

Parliamentary Constituencies for getting Form-20 details from the Counting Centres in the prescribed Excel (.XLS) format. 8 Programmers with separate e. mail IDs were receiving statistical information/data from the counting centres. Form-20 information sent from the counting centres were directly stored in the server by the programmers. A common sheet was designed in .XLS file to know the Winner, Runner details and Leading & Trailing information. Whenever the round wise information was received from the district and copied into the folder, the Common sheet would automatically get updated and it displayed all the information for that particular Assembly Segment. This was also hosted on the CEO's web-site to enable people to access the information. On completion of all the rounds at the counting centres, Form-20 pertaining to each Assembly Segment of a Parliamentary Constituency was received through e-mail in the same channel and hosted in the Chief Electoral Officer's website for public access.

20.8 Genesys

20.8.1 Most sensitive part of the whole election process is counting. So the Election Commission of India took special efforts to implement a system of communication by which sending information immediately after the declaration of each round of results became possible. That is, the Election Commission of India put in place a web-based counting updating system called I-Genesys. Genesys software was given to each counting centre, by which the counting data was consolidated and transmitted to Commission. Thus the results were put in public domain for everyone to see it as and when a round of counting was completed.

20.8.2 The Election Commission of India gave training to the System Manager of the IT wing in CEO's office, through video conferencing for successful implementation of this communication system. Then the DEOs, ROs and the Election Programmers were trained from the CEO's office by the System Manager on the usage of the software and the importance of filling the basic data of the candidates in Form AO1, AO2 & DO3.

20.8.3 On the day of counting, viz. 16.5.2014, the trends/results were automatically calculated and displayed in the ECI's website <http://eciresults.tn.nic.in>, with round-wise data being entered at the Counting Centers. All stake holders viz., the Election Commission of India, the CEO's office, media and public could track the trends, leading, trailing data, etc., right from the first round of counting.

20.9 Declaration of results

20.9.1 Formal declaration of results for each Parliamentary Constituency was made, after the counting was over in respect of all the Assembly Segments concerned. The process of the counting came to an end only after completing and signing of the Result Sheet in Form-20 appended to Conduct of Elections Rules, 1961, handing over the official Declaration of Results in Form-21C and Return of Election in Form-21E to the candidates and sending a copy each of the above forms to the CEO for onward transmission to the ECI.

20.9.2 In respect of certain Constituencies, the Declaration of Results was delayed till Election Commission of India gave approval following submission of reports by the Retuning Officers concerned to the Commission regarding certain technical malfunctions in polled EVMs relating to certain polling stations kept aside without counting. Details of such cases are given in **Annex 20.2**.

20.9.3 The results of the election are given in **Annex 20.3** (winners and losers) and **Annex 20.4** (party-wise performance). The detailed analysis of the results is hosted on the website "**elections.tn.nic.in**".

20.9.4 Of the 845 contested candidates, 748 forfeited their deposits during the General Elections to Lok Sabha 2014. The constituency-wise figure is given in **Annex 20.5**.

20.9.5 After declaration of the result, the Returning Officers handed over the Certificate of Election in Form-22 to the elected candidates of the constituencies. All the District Election Officers submitted a copy each of the Declaration of Results in Form-21C and Return of Election in Form-21E to the Chief Electoral Officer's office on 17th May, 2014 in duplicate. After retaining one copy of each in the CEO's office both the Form-21C and form-21E in respect of each Parliamentary Constituency were sent to Election Commission of India on the same day.

20.9.6 Election Commission of India, in pursuance of Section 73 of the Representation of the People Act.1951 (43 of 1951), notified on 18th May, 2014, the names of the members elected in respect of all the 39 Parliamentary Constituencies along with their party affiliation.

Chapter 21

USE OF TECHNOLOGY

21.0 Technology is the usage of tools/techniques/methods to achieve a goal/improve a pre existing solution to a problem. Information Technology is the process of using computer devices to obtain information and data. It is a computer based tool that supports information processing tasks of an organization. Before the advent of IT, obtaining information was a time consuming job. By using IT, time and efforts are being saved. So the Election Commission of India decided to go in for an extensive use of improved information technology for facilitating conduct of free and fair elections. Information Technology is being used both as a monitoring tool and as part of the election process itself.

21.1 Web Based Portal for DEOs

21.1.1 In the previous elections to TNLA 2011, a new web based reporting system was introduced. However, the same system was improvised and put in place in an extensive manner in the User Interface level during General Elections to Lok Sabha, 2014. One ID and password had been given to each District Election Officer, through which they could access the website i.e., elections.tn.gov.in/wreports. One ID was also created for CEO. Necessary web pages were created by CEO's office for furnishing required reports. Each DEO was able to access his relevant field/page in this format and could feed his data. This was the easiest way for consolidation and CEO's office could easily identify which district had not furnished relevant data.

21.1.2 Following reports were obtained through web based portal:

- Daily progress report for continuous revision of electoral roll Assembly Constituency wise
- Daily uploading of Model Code of Conduct reports (3 modules)
- Affidavits Uploading System with Public viewing provisions
- Nomination Details and Candidate details
- DEOs Portal with latest instructions (Nodal Officer subject wise)

21.1.3 In the Affidavits Uploading System, Returning Officers were given specific User ID and Password. The ROs' offices could access this page and enter the details of contesting candidates and the corresponding scanned affidavits in PDF formats not exceeding 2 MB of file size. The details uploaded by the Returning Officers were stored in the server at CEO's office. Also whenever the ROs upload the details, such details and Affidavits got reflected in the CEO's website for public view.

21.1.4 This year for the first time the inspected expenditure registers were uploaded for each candidate after each inspection. The uploading was done on DEO's website and linkage was given for the same from CEO's website. This enabled others to monitor the expenditure of the candidate's in real time. Similarly, after scrutiny of the accounts, the final statement of expenditure was also uploaded on CEO's website.

21.2 SMS Based Poll Monitoring System in all Constituencies

21.2.1 Personal mobile numbers of the Presiding Officers in the Polling Stations had been used for the system. Mobile numbers of Presiding Officers were collected well in advance and fed into the database for this purpose. Also, the available mobile numbers of other Polling Officers were also collected and fed into the database to avoid network issues on Poll day. Pre defined SMS had to be sent on Pre-Poll day and on the day of Elections. Adequate training was given to the Presiding Officers to send SMSs from the Polling Stations. A Mock run was also conducted to check the work flow mechanism. Poll Percentage details were monitored for each Parliamentary Constituency at Assembly Segment, District, State and National Levels in the web portal, created for this purpose. The Software was designed by BSNL. Further details on the same has been provided in Chapter 16 dealing with Communications

21.3 Web Casting

21.3.1 Live recording of poll proceedings was made for the first time in the Lok Sabha Elections, 2009 in the districts of Madurai, Kanniyakumari, Sivaganga and Chennai and in around 9000 polling station in all the districts during the General Elections to Tamil Nadu Legislative Assembly, 2011. During the recently held General Elections to Lok Sabha 2014, live recording was done in 17,684 Polling Stations in all districts using PCs and Web Cam or Laptops with built-in web cam. The DEOs had done a survey well in advance on the availability of the following:

1. No. of laptops that could be mobilized from Schools/ Colleges
2. No. of Polling Stations where broadband connectivity could be provided
3. No. of Computer Science Teachers / Operators / Students of BCA/MCA/DCA/ B.Tech (Electronics /IT etc.) who could be mobilized for operating the computers on poll day.

21.3.2 Webcasting was enabled through partnership of three different agencies. BSNL provided connectivity at the polling stations, mainly through broadband. The DEOs mobilized laptops from Government Departments and school, and volunteers from engineering colleges. This time volunteers were also encouraged to bring their own laptops to increase the coverage. Further, a private sector partner was selected through a tender process who had the responsibility of providing the software for

webcasting, provision of servers to host the webcast, provision of supervisory manpower for troubleshooting and provision of training to master trainers.

21.3.3 This time, as an improved solution, URL based software, was developed where there was no requirement for the System installers as used in General Elections to the Legislative Assembly, 2011. Also most of the PCs and Laptops were mobilized from the Schools, Colleges and from the volunteers (mostly students). Remuneration for the volunteers was paid at the rate of Rs. 900/- per person. The live recording was carried out on Poll Day and Broadband connectivity was provided for 17,684 Polling Stations. District Wise details are given in **Annex 21.1**

21.3.4 In the Polling Stations where broadband connectivity was not feasible for live transmission, *OFFLINE* recording of the poll proceedings were done in the hard disk of the laptops. This was copied in DVD and handed over to the reception centres for viewing by the Observers/District Election Officers/Returning Officers. Stand-alone recording was done in 4,493 Polling Stations. District wise details are included in **Annex 21.1**

21.3.5 In the Control room of Chief Electoral Officer's office and District Election Officers' Control Rooms, computers were hired for viewing the live-recording. A dedicated 200 MBPS leased line in the Office of the Chief Electoral Officer and 6 MBPS leased line connectivity in the Offices of the 15 DEOs and 4 MBPS leased line connectivity in the Offices of the 17 DEOs and broadband connectivity in the polling stations of the above districts were installed for processing the live feed of video and photos. A separate room was made ready at all the headquarters of the Returning Officers for the public and political parties to view the poll proceedings.

21.4. Complaint Handling System

21.4.1. The complaint handling system developed by the ECI also involved a detailed technology based backbone. Any call received in CEO control room on 1950 was entered in the ECI website designed for the purpose. The website automatically sent a SMS to the officer designated to address the complaint, as well as a SMS to the complainant. The SMS receiving officer would open the complaint on the website, take remedial action and update the website on action taken. The website would then automatically send SMS to the complainant on action taken. The website would also send periodic SMSs to supervising officer on overdue complaint status.

21.5. Smart Phone based complaint system

21.5.1. CEO office also developed a smart phone based system enabling persons to send complaints, along with pictures/videos of violations, immediately to the concerned officer for action. The system had the facility for both anonymous complaints and identity based complaints. More details are given in chapter 17.

21.6 Video Conference and SMS based Poll Monitoring

21.6.1 The elections also saw close monitoring of election preparedness and passing of instructions through frequent use of video conferencing and SMS. This was a two way communication enabling the CEO both to review and receive feedback and proved very effective. Video Conferences took place every week and sometimes more than once a week, while SMS became the main tool of frequent communication between CEO and DEOs.

21.7 GPS based system for monitoring Flying Squads and Static Surveillance Squad

21.7.1 Chennai and Tiruchirappalli districts put a vehicle monitoring system in place wherein vehicles of Flying Squad and Static Surveillance Squads were fitted with GPS devices which enabled real time monitoring of the teams and deployment of these teams in the most optimum manner. More details on the same are given in Chapter 23.

Chapter 22

GOVERNMENT EXPENDITURE ON ELECTIONS

22.1 Expenditure is Borne by

Expenditure on Elections is the total money spent on conduct of elections by the Government (Central/State/both). This expenditure is borne by the Government of India and the State Government either individually or equally depending upon the type of election. If it is Lok Sabha Elections, then the expenditure is borne entirely by the Central Government, and if it is Assembly Elections, expenditure is met out by the State Government. The expenditure is shared equally by both Governments, if it is simultaneous elections. Also common items like salary of regular staff and expenditure related to Electoral Rolls/ EPIC is shared by the Central Government and the State Government equally. However, the State Government bears the entire expenditure for Law and Order maintenance during the entire period of election, either for Lok Sabha or for Legislative Assembly or for both simultaneously, in as much as the Constitution has stipulated “Public Order” as State subject.

22.2 Elements of Expenditure in Conduct of Elections

22.2.1 Following are some of the essential elements under which expenditure is incurred during elections:

- i) Preparation of Electoral Rolls
- ii) Printing and distribution of EPICs
- iii) Implementation of SVEEP and Celebration of National Voters Day, Advertisement and Publicity
- iv) Expenditure Control Mechanism, including formation of various Teams/ Committees such as (a) Flying Squads (b) Video Surveillance Teams (c) Static Surveillance Teams (d) Video Viewing Teams (e) Accounting Teams (f) Media Certification and Monitoring Committee (g) Call Centre and Control Room h) Expenditure Observers i) Assistant Expenditure Observers
- v) Videography of significant events/incidents; Videography/Web casting on the day of poll
- vi) Polling Personnel Training
- vii) Polling Personnel, including Zonal Officers, Polling Station officials, Counting Personnel, Ex-servicemen, retired Police Personnel and NSS volunteers
- viii) Honorarium to Regular Staff
- ix) Motor Vehicles-cost of POL, Batta for Drivers

- x) Supply of Election Materials, including ballot paper printing and distribution, and printing of forms & stationeries
- xi) EVM FLC and Preparation
- xii) Telephone charges (including expenditure on casual, temporary line and cellphones provided to Returning Officers / Observers and Officers in Public (Elections) Department, communication infrastructure and network (such as leased lines and broadbands)
- xiii) Travel expenses
- xiv) Salaries and allowances of Special Staff for the conduct of General Elections
- xv) Minor Works/ Charges for barricading and security arrangements made in the counting centres.
- xvi) Transport charges and Hire charges for the vehicles requisitioned for election work.
- xvii) Arrangements at Polling Stations/ Counting Centres, including ramps
- xviii) Arrangements for Observers
- xix) Security, including CAPF
- xx) Other contingent expenditure.

22.3 Budget Allocation and Expenditure

22.3.1 The State Government had made a Budget appropriation of Rs.41.93 crores during the financial year 2013-14 for incurring anticipated expenditure till 31.03.2014 for the conduct of General Elections to Lok Sabha, 2014. Further allocation of Rs.152.78 crores was given in 2014-15 budget, since the elections were conducted in the month of April, 2014. The above funds were used for incurring various heads of expenditure other than those for bundobust and security arrangements and the maintenance of law and order. The expenditure incurred by the Home Department on police bundobust, security, vehicle hiring, feeding etc., was Rs.29.27 crore. The District Election Officers are yet to present bills for booking the additional expenditure incurred in the districts under various heads. **Annex 22.1** furnishes the expenditure details incurred in each district for critical functions/activities such as Expenditure Monitoring, Polling Personnel training, POL/Fuel charges, SVEEP activities, Procurement of election materials etc. However, the expenditure is likely to go up as and when final bills are presented under various heads.

Chapter 23

INNOVATIONS AND HIGHLIGHTS

23.0 Electoral Process is a dynamic phenomenon and it is always advantageous to keep pace with political, social, economic changes and technological developments taking place. Therefore innovations in the form of new methods/ideas/products have become part and parcel of conduct of elections. Special thrust was given by the Election Commission for adopting several innovative measures at the time of general elections to legislative assembly held in 2011. By that not only free, fair, peaceful, transparent and participative elections could be conducted but an all time record of 78.29% of poll turnout could also be achieved. SMS/Web Based Transmission of instructions to districts and subordinate officers, Zonal (Sector) Officers playing the role of Returning Officers in their respective zones(sectors), Use of central paramilitary forces for expenditure control, Nodal Officers based conduct of elections, Conduct of systematic training programmes, Examination Hall system adopted for distribution of appointment orders to the polling personnel, Use of Rubber Stamps to fill up 17C format during counting, Scientific 'media' management and SVEEP activities, Prompt handling of Court cases, Meticulous distribution of Voters' slip and Epic, Webcasting of poll proceedings, Uploading of scanned affidavits filed by the candidates and Systematic functioning of Control rooms with toll free No.1950 facility for taking prompt action on complaints were some of those innovative steps. All of them were adopted in toto, some of them with further improvements, during the conduct of general Elections to Lok Sabha, 2014. Certain new innovative measures and improved versions of those already in place were the Highlights at the time of general elections to the House of People held in April, 2014. The important, significant and most interesting Innovative Measures/Highlights are discussed in the following paragraphs.

23.1 Improved System of Systematic Training Programme

23.1.1 Under Systematic Training Programme scheme introduced during TNLA elections, 2011, Nodal Cell based training was given, after identifying critical areas based on training need assessment, to Nodal Officers in their respective areas, with the objective that they become repositories of all rules, regulations, guidelines and information about that area. The training programme was also centralized, conducted in a cascaded manner. Fine tuning the above system, as a contingency measure to overcome uncertainties, each Nodal Officer had also been trained in one more additional subject to be a Back-up Nodal Officer in that additional subject. This new system produced good results in the form of qualitative output during the

general Elections to Lok Sabha, 2014 and the same was welcomed by most of the DEOs/ROs and indicated in their feedback also.

23.1.2 Large size LED-TVs were installed in all rooms for imparting effective visual training to the polling personnel. Model Polling Stations were established in the training centers to ensure that polling personnel were trained practically.

23.2 Arasu Cable TV and Round the Clock Telecast

23.2.1 An exclusive channel of Arasu Cable TV, a State Government owned entity, was taken over by the CEO and repetitive telecasting of video bytes on Ethical Voting was done 24×7 throughout the period of conduct of General Elections to the Lok Sabha, 2014. The attempt was first of its kind which had placed a TV channel exclusively at the disposal of State election machinery for promoting greater participation for stronger democracy through ethical voting.

23.3 Value Additions to SVEEP Programme

23.3.1 Some value additions which were made to the SVEEP programme are as follows:

- Awareness/appeal messages of star icons were exhibited in all the theaters/ cinema halls in the beginning or in the middle of each show.
- Filled in Forms 6 were collected from the students of the colleges/educational institutions on the same day of distribution of forms to them by roll enrolment officials through nodal officers and campus ambassadors to avoid drop outs.
- College level Kiosks were set up through Youth Clubs for facilitating enrolment directly and by on line mode.
- Convergence of Village Administrative Officers, Secretaries of Village Panchayats and Officials of Local Bodies was utilized to weed out the death cases from the electoral roll based on death certificate registers.
- Details of security arrangements made were disseminated through local cable TV channels which made the local electors to feel comfortable and go to the polling stations to cast votes.
- 'Flash Mobs' were conducted, at important malls in the cities to attract urban voters, by a big team of flash mob specialists to convey the message of ethical voting.
- Children skating was organized to make appeal to the voters for ethical voting.
- Short films were produced based on the theme selection through competition for screening in theatres and telecasting in TV channels to popularize SVEEP programmes.

- Mega Human Chains for kilo meter length were organized with participation of several thousand youth carrying the message/appeal for ethical voting.

23.4 Campus Ambassadors

23.4.1 To focus attention on the enrolment of all eligible young voters a system of election roll officers visiting all colleges, collecting enrolment forms and facilitating them to get enrolled, was introduced at the time of TNLA elections in 2011. Going a step further “Campus Ambassador”, a representative among the students themselves acting as a facilitating person between students and roll officials was identified and trained about the procedures involved in electoral registration. Campus ambassadors were made to register themselves first and then their class mates and college mates. This had a salutary effect in enrolment of students.

23.5 Vehicle Tracking System through GPS and Intensified Expenditure Monitoring

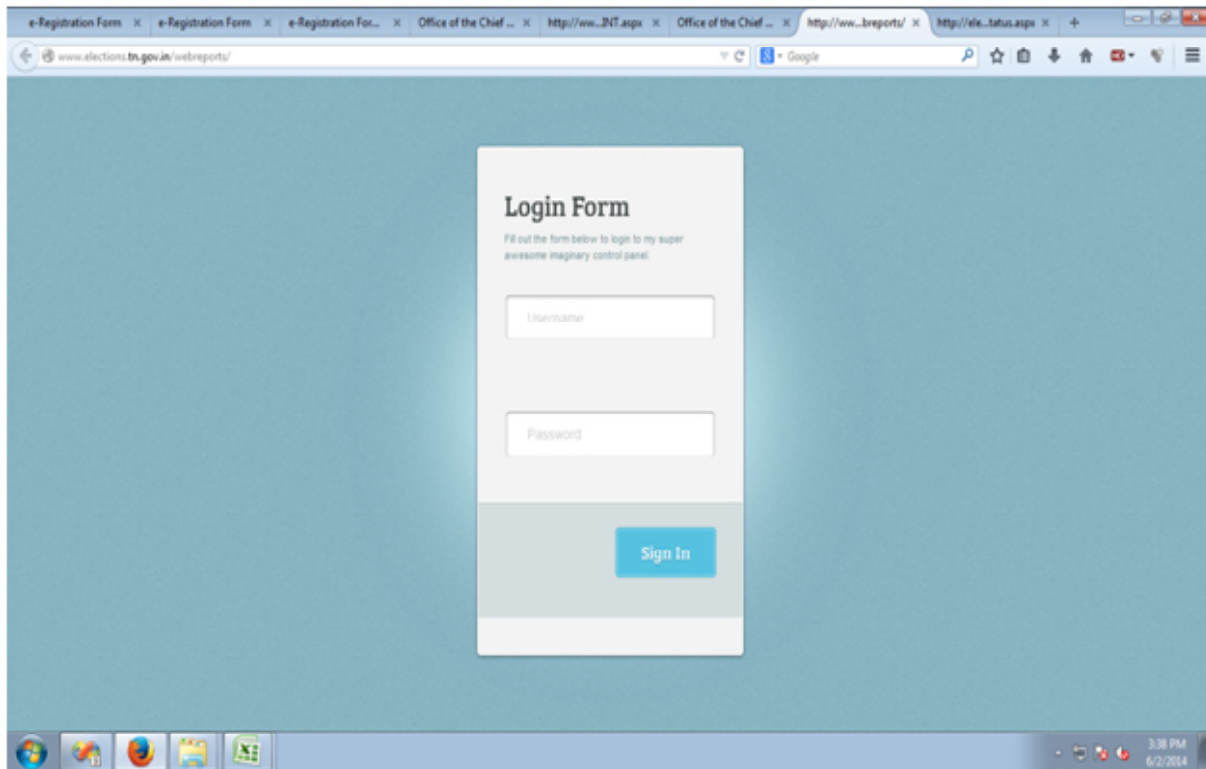
23.5.1 As a pilot project, in all the 3 Parliamentary Constituencies coming under Chennai Corporation limit and in Tiruchirapalli Parliamentary Constituency, use of Global Positioning System (GPS) for tracking of vehicles involved in election expenditure monitoring was tried and it proved to be successful. The system, first of its kind in election management, was based on GPS and General Pocket Radio Service (GPRS) Technology. It is an electronic device installed in Flying Squad Vehicles to track their location by the Location Monitor available at the Complaint Cell/Control Room. A dedicated team was formed in the Control Room for round the clock monitoring of the system. Immediately after the receipt of information/complaint about any illegal distribution of cash/any violation of MCC by the control room the nearest flying squad was identified from the location monitor of the vehicle tracking application and the information/complaint was passed to that flying squad for quick action. The squad after reaching the spot took necessary action and prompt feedback was given to the Control Room. This new initiative not only simplified the expenditure monitoring job but effectively curbed the money distribution to the voters and violation of MCC also in Chennai District. Similar system was also introduced in Tiruchirappalli District.

23.6 Web-based Monitoring

23.6.1 The web based Monitoring System introduced during the General Elections to TNLA, 2011 was expanded further for the General Elections to Lok Sabha, 2014 also. The district authorities sent various reports to the CEO's office in the Standard Formats for various data requirements through the Internet. This

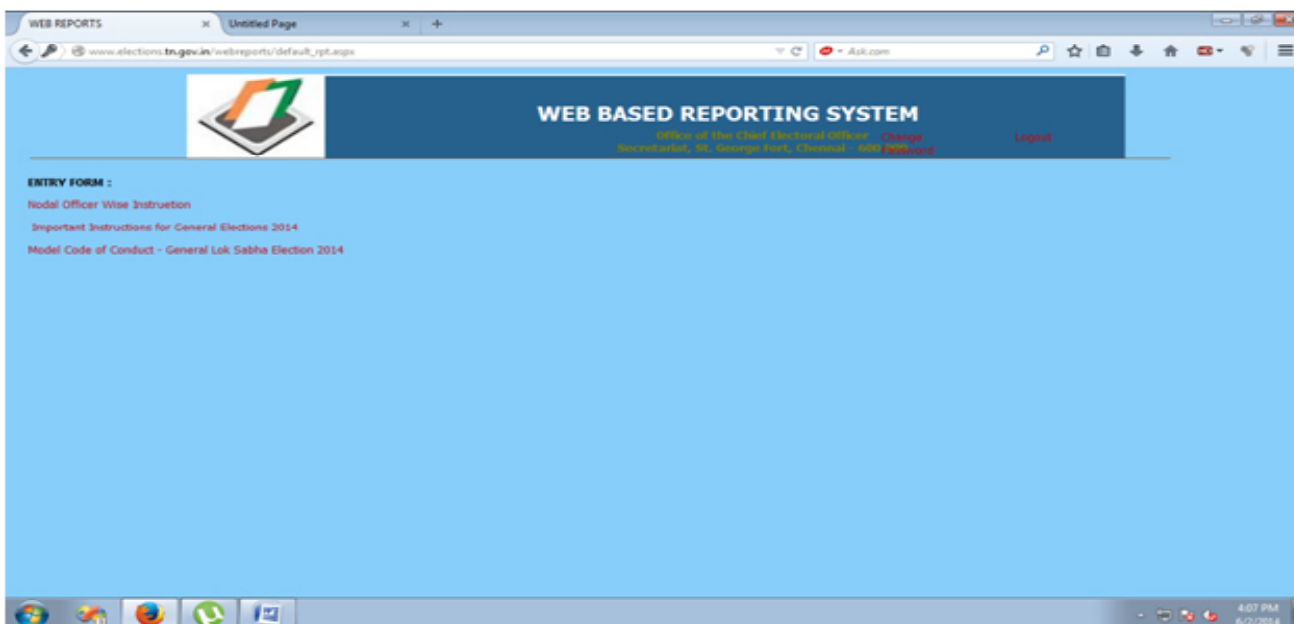
ensured easy and accurate collection of data. Each user was provided with User Name and Password for the Web based reporting system. Some of the sample pages are as follows:

i) DEO's Portal Login Page

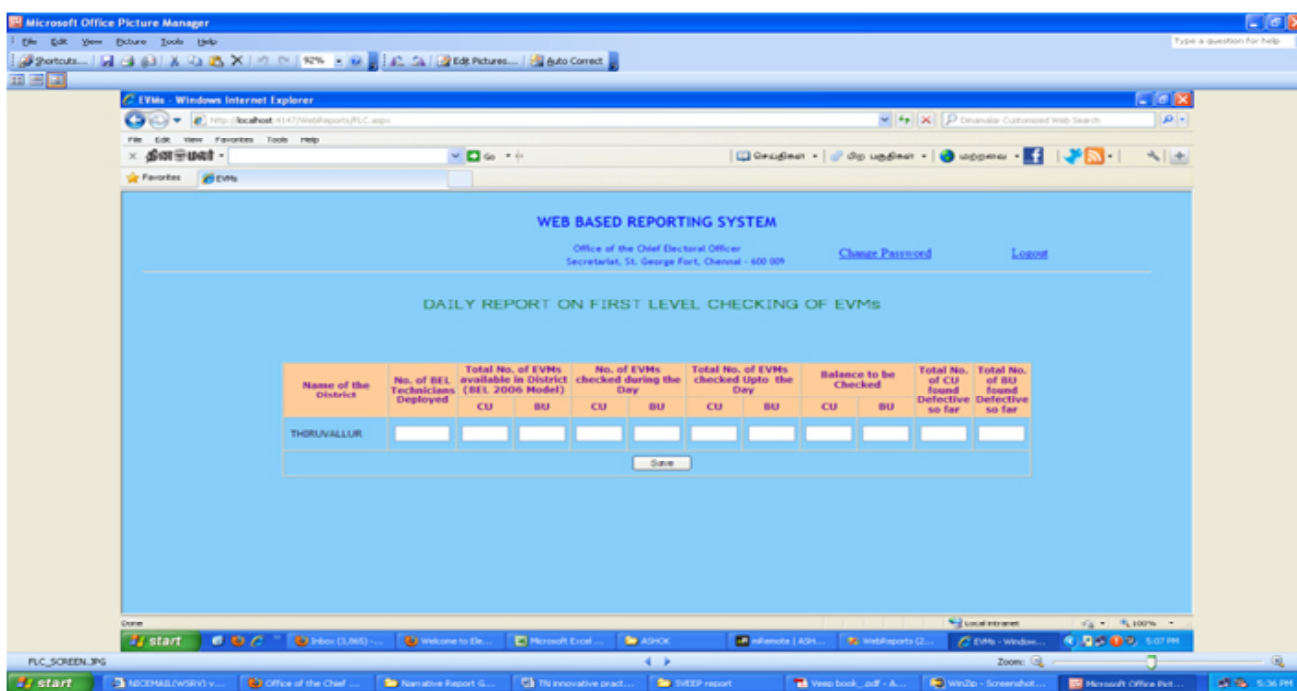


ii) DEO's Portal Home Page

23.6.2 All instructions, training material and guidelines were hosted on the CEO's website which was visible to the DEOs through DEO portal. Whenever users like Nodal Officers, ROs etc., wanted to see any instructions / guidelines they could login into the Web based reporting system and get the details in the corresponding links. This was a new innovation introduced during the General Elections to the House of People and it was found very useful by the officials.



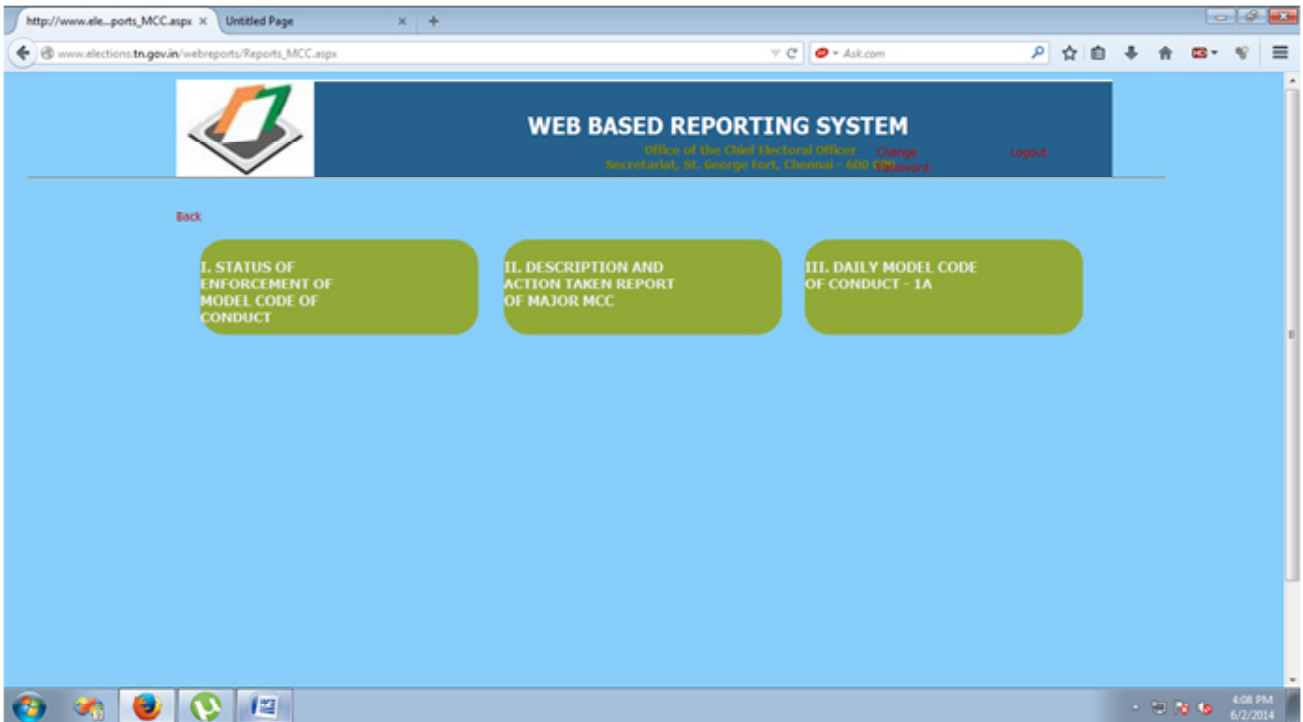
FLC Monitoring



iii) Daily Report on Model Code of Conduct

23.6.3 This System was also introduced first time during the GELS 2014. Each district official uploaded data relating to daily MCC Report in various formats prescribed by this Office through this Web based Monitoring System. This system enabled the CEO’s office to generate a consolidated report for submission to CEO and ECI in a timely manner.

23.7 Improved System of Affidavits Uploading



MCC Home Page

The screenshot shows the "DAILY MODEL CODE OF CONDUCT - I" report page for the general election to Lok Sabha-2014. The page includes a "BACK" link, the title "DAILY MODEL CODE OF CONDUCT - I GENERAL ELECTION TO LOK SABHA-2014", and a "DATE" field set to "20/03/2014" with a "SUBMIT" button. Below this is a table titled "STATUS OF ENFORCEMENT OF MODEL CODE OF CONDUCT".

Name of the District	STATUS OF ENFORCEMENT OF MODEL CODE OF CONDUCT														
	PUBLIC PROPERTY							PRIVATE PROPERTY							
	NO. of cases recorded					No. of defacement removal	Case Lodged	NO. of cases recorded					No. of defacement removal	Case Lodged	
1	2	3	4	5	6	7	8	9	10	11	12	13	14	15	16
1 - THIRUVALLUR	22	53	21	82	178	176	0	22	33	33	81	149	146	4	
2 - CHENNAI	8	1335	140	23	1506	1506	0	27	1271	1271	91	1452	1452	0	
3 - KANCHEEPURAM	6	0	2	3	11	11	2	0	0	0	0	0	0	0	
4 - VELLORE	10	34	34	21	99	83	0	59	4	4	15	78	3	0	
5 - KRISHNAGIRI	5	9	4	204	222	226	0	497	14	14	7	521	73	0	
6 - DHARMAPURI	0	0	0	0	0	0	0	0	0	0	0	0	0	0	
7 - TIRUVANNAMALAI	6	0	0	0	6	6	0	0	0	0	0	0	0	0	
8 - VILLUPURAM	19	7	1	7	34	33	1	3	14	14	0	17	17	0	
9 - SALEM	0	0	0	0	0	0	0	0	0	0	0	0	0	0	
10 - NAMAKKAL	63	25	11	19	118	118	0	5	0	0	0	5	5	0	
11 - ERODE	1	1	1	9	12	4	0	8	3	3	0	11	11	0	
12 - THE NILGIRIS	0	0	0	0	0	0	0	0	0	0	0	0	0	0	
13 - COIMBATORE	6	1	0	30	37	37	0	2	1	1	0	3	3	0	
14 - DINDIGUL	0	1	0	0	1	1	1	1	4	4	0	5	5	5	
15 - KARUR	0	4	0	5	9	9	0	0	0	0	0	0	0	0	

MCC-1 Report Page

DAILY MODEL CODE OF CONDUCT - II
GENERAL ELECTION TO LOK SABHA-2014

DATE: 20/03/2014

Sl.No.	Name of the District	Date of Complaint Event	Complaint		Complaint against		Brief description of MCC violation issue	Action taken Report
			Name	Party affiliation, if any	Name	Party affiliation, if any		
1	2	3	4	5	6	7	8	9
1 - THIRUVALLUR		20/03/2014	0	0	0	0	0	0
2 - CHENNAI		20/03/2014	0	0	0	0	0	0
3 - KANCHEEPURAM		20/03/2014	E. Sasikala, Medical Superintendent, Govt. Hqrs Hospital, Kancheepuram	Govt.	60 Unknown Persons	Nil	Unknown Members rushed the Govt. Hqrs Hospital, Kancheepuram abused filthy languages by supporting the injured reporter Kalsigner T.V. Videograbber Jaffar and Damaged the glasses fixed in the OP Department worth Rs.1000/- Cr.No.211/14	Vidhan Kanchi PS, Cr.No.212 w/147, 323, 506 (i) IPC

MCC-II Report Page

DAILY MODEL CODE OF CONDUCT - IA
GENERAL ELECTION TO LOK SABHA-2014

DATE: 20/03/2014

Name of the District	Misuse of Vehicle (Beacon,light,Flag)		Violation of Loudspeaker Act		Illegal Meeting/speech etc (without permission/speech promoting enmity hatred ill-will)		Inducement/gratification to Electors/Cash,kind Distribution		Others		Total	
	No. of cases recorded	FIR Logged	No. of cases recorded	FIR Logged	No. of cases recorded	FIR Logged	No. of cases recorded	FIR Logged	No. of cases recorded	FIR Logged	No. of cases recorded	FIR Logged
1 - THIRUVALLUR	0	0	0	0	0	0	0	0	0	0	0	0
2 - CHENNAI	0	0	0	0	0	0	0	0	0	0	0	0
3 - KANCHEEPURAM	0	0	0	0	0	0	3	0	1	1	4	1
4 - VELLORE	0	0	0	0	0	0	0	0	0	0	0	0
5 - KRISHNAGIRI	0	0	0	0	0	0	0	0	0	0	0	0
6 - DHARMAPURI	0	0	0	0	0	0	0	0	0	0	0	0
7 - TIRUVANNAMALAI	0	0	0	0	0	0	0	0	0	0	0	0
8 - VILLUPURAM	0	0	0	0	0	0	0	0	0	0	0	0
9 - SALEM	0	0	0	0	0	0	0	1	0	0	0	1
10 - NAMAKKAL	0	0	0	0	0	0	0	0	0	0	0	0
11 - ERODE	0	0	0	0	0	0	0	0	0	0	0	0
12 - THE NILGIRIS	0	0	0	0	0	0	0	0	0	0	0	0
13 - COIMBATORE	0	0	0	0	0	0	0	0	0	0	0	0
14 - DINDIGUL	0	0	0	0	0	0	0	0	1	1	1	1

MCC-IA Report Page

23.7.1 This System is an improved version of what was introduced during the General Elections to TNLA 2011. Traditionally all affidavits were being scanned at the District Level and sent to the CEO's office through e-mail and the same would be hosted by the Office of the CEO, at the state Level. This took long time to host the affidavits in the Website. During the General Elections to TNLA 2011, a web based software was newly developed for uploading the scanned Affidavits directly from the Assembly Constituency headquarters.

23.7.2 This System was used during this General Elections to Lok Sabha 2014 with some improved features. Following are the screen shots of the System showing the data for one Parliamentary Constituency.





23.7.3 All the affidavits of the candidates were scanned on the day itself, and uploaded using this web based application from the Offices of the Returning Officers of each Parliamentary Constituency. Once the details of the Candidate were fed and the scanned affidavits were uploaded into this system, such details were immediately reflected in the Website of the Chief Electoral Officer automatically. In the earlier system which was in place during the General Elections to TNLA 2011, the uploaded affidavits were manually pushed into the website of the Chief Electoral Officer.

23.8 Webcasting

23.8.1 Web Casting was taken up for general elections to the House of People held in April, 2014 also but on a larger scale than before. For Online Streaming and Recording, totally 17,684 polling stations were provided with PCs and Web Cam or Laptops with built-in web cam. In the Polling Stations where broadband connectivity was not feasible for live transmission, **OFFLINE** recording of the poll proceedings were done in the hard disk of the laptops. This was copied in DVD and handed over to the reception centre for viewing by the Observer/District Election Officer/Returning Officers. Stand-alone recording was done in **4493** Polling Stations.

23.8.2 Web casting not only helped in closely monitoring the elections but also acted as a force multiplier by bringing the fear of the Commission amongst the potential trouble elements. This time, as an improved solution, URL based software was developed where there was no requirement for the System installers as used in General Elections to TNLA, 2011.

23.9 Control Room with Fine Tuned Toll Free No.1950 facility

23.9.1 During the General Elections to TNLA 2011, as a first time measure the control room of CEO's office was provided with toll free contact number facility for easy access to the complaining electors. By this arrangement almost all the complaints were enquired in to and disposed of through District Election Machinery within the prescribed time limit depending upon the nature of the complaint. A **10 seat Call Centre** was set up during GELS, 2014 in CEO's office with 10 telephone lines with hunting facility, where all complaints originating from the State had to land. The Call centre functioned 24×7 in 3 Shifts. Complaints were entered on the web-site given for the purpose. A strong backend redressal and monitoring mechanism ensured that these complaints were redressed within due time. Further details about this 1950 Complaint System are furnished in the chapter "Complaint Cell and Control Room".

23.10 Uploading of Expenditure Registers after inspection during election.

23.10.1 After experimenting successfully in Yercaud bye-elections, this general elections saw the uploading of expenditure registers of all candidates in all the constituencies on DEOs' website with link from CEO's website. This enabled people and political parties to see the expenditure furnished by the candidate at each stage of election and point out discrepancies to election authorities quickly. This brought about greater transparency in the electoral process.



The screenshot shows a web browser window with the following details:

- Browser tabs: Welcome to Election Co..., Election Commission of..., Office of the Chief Electoral..., Tamil Nadu, Lok Sabha 2014, Elections to Lok Sabha - 2014
- Address bar: elections.tn.gov.in/GETNL/2014/GELS_Expenditure.htm
- Page Title: Office of the Chief Electoral Officer, Tamil Nadu
- Page Subtitle: General Elections to Lok Sabha 2014
- Section Title: Election Expenditure of Contesting Candidates

S. No	Parliamentary Constituency
1	Thiruvallur
2	Chennai North
3	Chennai South
4	Chennai central
5	Sivanmubdur
6	Kancheepuram
7	Arakkonam
8	Vellore
9	Krishnagiri
10	Chennai
11	Tiruvannamalai
12	Arani
13	Vilupuram
14	Kallakurichi
15	Salem
16	Namakkal
17	Erode
18	Tiruppur
19	Nilgiris
20	Coimbatore

Office of the CH... Tamil Nadu Lok Sabha 2014 Elections to Lok ... District Profile G... Name of the ... GENERAL ELECT... Krishnagiri Dist... kashokkumar.pdf

www.tnscrappelli.nic.in/bichynew/ga2014/ga2014.html

Election Commission of India

GENERAL ELECTION - 2014
Election Expenditure of Contesting Candidates

Name of the Parliament Constituency : 24 - Tiruchirappalli

Sl. No.	Name of the Candidate	Party Affiliation	Audited details as on		
			12/04/2014	17/04/2014	21/04/2014
1	Anbhagan.Mu	Dravida Munnetra Kazhagam	View	View	View
2	Kumar.P	All India Anna Dravida Munnetra Kazhagam	View	View	View
3	Sarabala.R. Thondaiman	Indian National Congress	View	View	View
4	Natarajan.S	Bahujan Samaj Party	View	View	View
5	Vijaykumar.AMG	Desiya Murpokku Dravida Kazhagam	View	View	View
6	Srikhar.S	Communist Party of India (Marxist)	View	View	View
7	Anwar Deen.S	Samata party	View	View	View
8	Asalthambal.Pala	Communist Party of India (Marxist - Leninist) (Liberation)	View	View	View
9	Ravi.P	Aam Aadmi Party	View	View	View
10	Kannakaran.M	Lok Satta Party	View	View	View
11	Jothi.P	Samajwadi Party	View	View	View
12	Arunachalam.A	Independent	View	View	View
13	Anbhagan.M	Independent	View	View	View
14	Ashraf A.M	Independent	View	View	View
15	Raghavan.R	Independent	View	View	View
16

4:17 PM 10/15/2014

Office of the Chief Elector... Tamil Nadu... Lok Sabha 2014... Elections to Lok Sabha - 2014... www.tnscrappelli.nic.in/...

www.tnscrappelli.nic.in/election/GELS_2014_EXP/METRISSELVAM_U_130414.pdf

Annexure 14

(Part A)
(பகுதி A)

Register for Maintenance of Day to Day Accounts of Election Expenditure by Contesting Candidates
தேர்தல் செலவுகளை நாள்தோறும் கணக்களிக்கக் கூடிய தேர்தல் செலவுகளை நாள்தோறும் கணக்களிக்கக் கூடிய

Name of the Candidate: **K. VETRISELVAM**
Name of Political Party, if any: **INDEPENDENT**
Constituency from which contested: **THIRUVALLURE**

1	2	3	4	5	6	7	8	9
Date of expenditure	Nature of expenditure	Total Amount in Rupees (paid + outstanding)	Name and address of payee	Bill No. / Voucher No. and date	Amount incurred/authorized by candidate or his election agent	Amount incurred/authorized by political party	Amount incurred/authorized by other individual	Remarks
14/4	Deposit	12500	Self		12500	Nil	Nil	

333-123-1

17:37 Wednesday 10/15/2014

Chapter 24

CHALLENGES, FEEDBACK & SUGGESTIONS

24.0 Conduct of General Elections to Lok Sabha, 2014 witnessed, as in the cases of other General/Bye-Elections, several demanding/stimulating situations. All challenges were successfully encountered throughout the election process and the poll went on smoothly and peacefully. Further, the engagement with public led to a large volume of feedback and suggestions

24.1 CHALLENGES:

24.1.1 Challenges were encountered at all stages of election: pre-poll, poll and post poll. Some of them are listed below:

A. Pre-Poll Challenges:

i) Manpower Management

24.1.2 Some of the election related posts in the districts covering all 39 Parliamentary Constituencies, coming under Revenue and Police set up, remained vacant in some cases even after announcement of elections. This was actively pursued with the state government and the posts were got quickly filled up. Throughout the State in each District data base of polling/counting as well as police personnel was created well in advance to mobilize the manpower available in the district for conduct of elections. Almost the entire required manpower could be mobilized within the district itself without expecting other districts to spare polling personnel.

ii) EVM Deployment

24.1.2 Electronic Voting Machines (EVMs), the most important component of election process, was found running short of the requirement, consequent on many number of nominations filed in most of the Parliamentary Constituencies. The ECI came to the rescue, allotting 5,260 Control Units and 12,280 Ballot Units of ECIL (post 2006 upgraded version) make. However, these machines were incompatible with the existing machines and just could not be sent to the constituencies where shortages were there. So in a very short period, EVM reallocation was there wherein all machines in 3 constituencies were sent to other districts, and the new machines were supplied to these three constituencies in toto. The new EVMs were moved from Hyderabad to 3. Chennai South, 15. Salem and 16. Namakkal PCs meticulously monitoring the movement plan since the time was short. Ballot Units originally allotted to these three PCs were redistributed to other constituencies to make good of the shortages there. All formalities such as first level checking (FLC) etc., were observed for the new EVMs even though the time was very short for preparation of these machines for conduct of poll.

iii) Expenditure Control

24.1.3 Tamil Nadu is known for money power influencing electors at the time of poll. As per the instructions of the Commission no stone was left unturned to curb illegal expenditure by the political parties/the candidates of them both during pre-poll as well as poll by deploying great force consisting of flying squads, static surveillance teams, video surveillance teams, video viewing teams, accounting teams, media certification and monitoring committees in each Parliamentary Constituency to required extent. During the last two days additional forces were deployed to prevent distribution of money. Because of the constant vigil, cash and non cash seizures were made to an extent of Rs.27.81 Crores and Rs. 49 Crores respectively which otherwise might have been utilized for bribing the voters. To intensify anti bribing drive, as per the instructions of the ECI, the district officials invoked wherever required Sec. 144 under Cr.PC in anticipation of attempts for distribution of money by small groups of party functionaries visiting the voters at their door steps. Due to these efforts in the last two days preceding poll day Rs. 55 lakhs were seized all over the State at the points of distribution in small amounts like 10,000s and 20,000s.

iv) Vulnerability Mapping

24.1.4 Vulnerability Mapping was another effective measure adopted for ensuring free and fair poll. Hamlets (catchment areas) of 7856 polling stations were identified as vulnerable. These pockets were kept under close watch of election machinery and the electors were given all sorts of protection and support to go to their respective polling stations and cast votes.

v) Writ Petitions

24.1.5 During the course of strict implementation of ECI Rules and Regulations for ensuring peaceful, free and fair poll the ECI, the CEO, the ROs etc., had to face many writ petitions filed by various individuals/outfits in Hon'ble High Court of Madras right up to the day of poll. All the writ petitions were promptly contested and fought in right direction. Having been convinced by the reasons for the decisions taken by the Commission, the Hon'ble court disposed most of the cases in favor of the ECI.

B. Poll Day Challenges:

i) Transportation of Men and Material

24.1.6 Transportation of men and materials to the polling stations in respect of 60,817 polling stations was really a difficult task. Materials were to be transported on donkeys in some polling stations and polling personnel needed to trek to some of the polling stations in 22. Dindigul PC. At certain places they had to trek for more than 6/10 KMs to reach the polling stations. Due to the cold climatic condition the

appointment orders of polling personnel were served only in the early hours on pre-poll day because of the hilly terrain and non availability of frequent transport facility in 19. The Nilgiris PC. There were a few polling stations in 15. Salem PC which took 7 to 15 hours for the polling personnel to reach.

ii) EVM Malfunctioning

24.1.7 There were instances of mal-function of EVMs prior to, during mock poll and during poll. But because of preparedness of the election machinery to meet this eventuality the defective EVMs were immediately replaced and the poll was able to be conducted smoothly without much loss of time. Other than these, poll was not affected in any of the polling stations due to any other reasons such as impersonation, booth capturing, law and order problem, etc.

C. Post Poll Challenges

i) Security of Polled EVMs

24.1.8 Elaborate arrangements were made strictly following all aspects of ECI mandates for safety and security of the polled EVMs kept in the strong rooms of the counting centers, taking in to account a long gap of nearly a month between the dates of poll (24.04.2014) and counting (16.05.2014). Three tier security arrangement was in place on the day of counting. Local police personnel were in charge of outer cordon whereas CPMF personnel were guarding the strong room.

ii) Re-Poll

24.1.9 No re-poll was ordered after scrutiny of the polling station papers by the Observers. However, more than two weeks after, based on the recommendation of the ECIL, Hyderabad, re-poll was ordered at three polling stations due to technical errors found in new upgraded EVM models of ECIL.

iii) MCC Follow up

24.1.10 A total number of 3,747 FIRs were registered in the course of MCC enforcement. Due to regular follow up 3,016 charge sheets were filed obtaining 449 convictions with rest pending for final disposal. This is a major achievement for the State.

24.2 FEED-BACK

24.2.1 Feed-back is a reaction/response to a particular process/activity. Various stakeholders particularly the DEOs/ROs reacted/responded to the activity of the conduct of General Elections to Lok Sabha, 2014. Having monitored simultaneously the output while conducting the poll, the above stakeholders had given the following feed-back which would enable the system of conduct of poll to regulate itself further:

- i) The implementation of Nodal Officer system was very useful. Appointment of Nodal Officers subject wise made even the difficult tasks easier with the proper guidance of them, since the nodal officers were well trained in their respective subjects.
- ii) ECI guideline for maintaining 20% reserve of polling personnel was on the higher side with regard to the actual requirement in respect of almost all Assembly Segments. More over the ROs found it practically difficult to mobilize suitable officials to be posted as polling personnel to all the polling stations and over and above which to maintain 20% reserve.
- iii) The existing system of randomization of polling personnel caused great inconvenience to them since many of them had to travel 4 to 5 hours to reach their allotted constituencies.
- iv) DEOs/ROs in certain districts, particularly in mofussil, were not able to enlist required number of Central Government officials since only a very few number of Central Government offices are in existence in their districts.
- v) Micro Observers on counting duty were paid Rs. 450/-, which is inclusive of Rs.150/- for food. The above remuneration was quite inadequate at existing cost of living.
- vi) The number of EVMs of post 2006 model(upgraded version) manufactured and supplied by ECIL, which malfunctioned at the time of either FLC or Candidate Setting or Poll, was on the higher side. Therefore the ECI guidelines of 5% reserve allowed for the EVMs for pre-poll activities (eg., for training of polling personnel) and on the day of Poll (for replacement etc.,) were quite insufficient.
- vii) Major portion of EVM requirement for conduct of the general Elections to Lok Sabha, 2014 was met out of BEL make Control units and Ballot units. While it was so, Bharat Electronics Limited (BEL) deputed very few engineers -59 engineers for 36 Parliamentary Constituencies on pre-poll and on poll days and 38 engineers on the day of counting. With this low number of technicians, poll managers found it difficult, particularly on the day of poll to manage. Moreover the BEL engineers deployed at Counting Centers had not brought 'printers'.
- viii) In most of the districts Pre 2006 model EVMs crated problems during the electoral process since these machines seemed to have outlived their age.
- ix) Last minute allotment followed by late arrival of upgraded version of post 2006 model EVMs (supplied by ECIL) to three PCs, disturbed poll preparedness particularly in those constituencies.

- x) Expenditure incurred on enforcement of MCC, particularly the amount spent on removal of graffiti, could not be got recouped by the departments/agencies concerned for want of specific funds provision. It was difficult to collect the amount from the candidates concerned also.
- xi) During the last two days, effective monitoring on illegal expenditure control could not be ensured to full satisfaction since police force was preoccupied with EVM and material movement to polling stations.
- xii) There were cases of refusal by the Income Tax department officials in accepting seizures. This non cooperative attitude on the part of one of the enforcement partners affected expenditure control activities considerably.

24.3 SUGGESTIONS

24.3.1 Suggestions are hints or indications in the form of proposals for acceptance/rejection. Based on the rich experience gained during whole electoral process, the DEOs/ROs have made valuable suggestions for the active consideration of the Election Commission in as much as the implementation of which would reduce the burden and difficulties in conducting future elections. These are as follows:

- i) Preparing Polling Personnel data base with 20% reserve was found difficult by all DEOs/ROs. Hence, ECI guideline may be modified fixing 10% reserve, especially in light of the experience that during the recently held general elections in most of the constituencies around only 4% of the reserve was used.
- ii) Polling Personnel randomization may be at Assembly Segments level instead of at District level especially for women personnel in as much as the present system causes much hardship for them by travelling some times 4 to 5 hours to reach their allotted constituencies. That is it should be enough if personnel of one AC are sent to a neighbouring AC, instead of any other AC in the district which might be quite far in a big district.
- iii) Separate Grievance Call Centers exclusively for Polling Personnel may be established under a responsible officer since timely redressal of even a small problem would encourage polling personnel to attend to their work with more sincerity.
- iv) As a prelude for the issue of Forms 12/12A, special camps may be conducted for the officials being drafted for polling duty to ensure that their names are included in the rolls. If already included, it should be ensured that the entries are correct.

- v) EVM for training reserve may be increased from 5% to 10% since the post 2006 models BEL make machines deployed in 36 out of 39 PCs were found to have out lived their life. More over the number of Polling Personnel also are increasing consequent on the increase in the number of electors leading to increase in the number of polling stations.
- vi) At present there is no allocation of funds for transporting Polling Personnel since only in the case of remote areas transport facility is provided for by the State. This facility may be extended to all making sufficient budget allocation. This would avoid complaints and loss of time in the polling parties reaching the polling stations.
- vii) Non serious candidates filing nominations may be discouraged by increasing deposit amount. Likewise the number of proposers, for independent/ unrecognized party candidates may also be increased. Above measures would discourage unreasonable number of nominations being filed. This would considerably reduce the unnecessary work burden of election managers.
- viii) The single window system introduced for streamlining the process of applications submitted by contesting candidates/political parties for getting vehicle permits etc., may be institutionalized for future elections, in as much as it ensured quick disposal of requests for issuance of permits for campaign vehicles, permission for conduct of public meetings/rallies, etc.
- ix) Door to door canvassing after 10.00 pm during campaign period may be prohibited because it indirectly encourages money distribution for purchasing votes which is illegal and a criminal offence.
- x) Separate norms may be fixed for poll timings in inaccessible areas. This would reduce the time delay in zonal parties arriving at the reception centers with polled materials collected from the polling stations located in such areas.
- xi) A booklet may be prepared with all forms available in order in it. It will make it easier for the Presiding Officer to fill them. He wastes lot of time in searching for and filling up various forms after closure of poll at 6.00 pm.
- xii) Micro Observer need not come to the reception center. On the other hand his report may be linked to submission of report online, or may be given to the zonal officer in sealed cover to be handed over to the observer.

- xiii) Postal ballots sent to the record offices of respective service voters were returned back in several cases for want of correct address despite much hard work put in for sending them. To avoid this in future, the addresses of service voters may be updated every year while publishing final roll based on summary/intensive revision. At national level the ECI may take up this issue with the Head Qrs. of Army and other Services to introduce a system of collecting the correct postal addresses of all service personnel at the time of draft publication of electoral rolls in the month of October every year and sending to the respective EROs before final publication of the rolls in the month of January of the following year. By this the percentage of service votes polled would increase.
- xiv) Marking on the postal ballots may be standardized, instead of leaving it to the voter to decide. Postal ballot boxes kept outside RO's room may be with CCTV coverage to monitor who comes and drops the cover containing postal ballot. Similarly the time limit for dropping the postal ballots may be fixed as one/two days after close of poll. This would prevent the purchase of postal votes by political parties. To make the system fool proof still further, these electors (drafted for election duty) may be asked to cast their votes through EVMs at the facilitation camps sufficiently before poll.
- xv) Randomization of Counting Personnel may be done on P-1 day while orders may be served on the morning of the day of counting. This would avoid loss of time in completing the process of randomization and utilizing it for serving the orders on the day of counting without confusion.
- xvi) Strong rooms of the counting centers must be thoroughly inspected by the technocrats beforehand itself for their rain water leak proof condition.
- xvii) Asst.ROs may be allowed to keep cell phones inside Counting Halls since great difficulty was experienced by the DEOs/ROs or from the office of the CEO in contacting them even for urgency/emergency.
- xviii) Transfer of EVMs from the strong room to the counting hall may be under close monitoring of the RO under CCTV coverage.
- xix) EVM transfer teams from strong rooms to counting halls for each Assembly Segment should wear separate color coded clothes to avoid unnecessary confusion resulting in the machines being taken to wrong halls when many of the strong rooms and the counting halls of different Assembly Segments are on the same floor of the counting center.

- xx) To reduce unnecessary expenditure on videographers attached to various expenditure teams, it should suffice to provide smart phones to leader of such teams. The cost of an average quality smart phone would be less than two day hiring charge of videographers. They could be trained in utilization of these smart phones and same could be used to record and immediately transmit the recording to the control room.
- xxi) The expenditure teams should be equipped with GPS devices, and their position should be automatically displayed on an electronic map in the control room. Software should also be provided to indicate the nearest team available from the spot where they need to be sent, enabling the control room to scientifically deploy the teams.

Chapter 25

CONCLUSION

25.1 Elections in India are events involving political mobilization and organizational complexity on an amazing scale and pose immense challenges with respect to logistics and man and material management. Therefore the Commission consulted all stakeholders, invited inputs from all relevant departments/ organizations and evolved coordinated framework for smooth electoral process. On the same footing in Tamil Nadu also the state election machinery under the Chief Electoral Officer was geared up in all respects for conduct of General Elections to Lok Sabha, 2014. Following second and next level officials and various teams (sections) under them involved themselves with dedication and team spirit in the successful conduct of elections.

Sl. No.	Name	Designation
1.	Thiru. A. Karthik, I.A.S.,	Special Chief Electoral Officer
2.	Thiru D. Raajendiran, I.A.S, (Retd)	Officer on Special Duty
3.	Thiru.Ajay Yadav, I.A.S.,	Joint Chief Electoral Officer (IT)
4.	Thiru. A.Sivagnanam	Joint Chief Electoral Officer (SVEEP)
5.	Thiru. C.Sasi Kumar	Dy. Chief Electoral Officer
6.	Thiru.P.Ashok Kumar	System Manager

25.2 Under Secretaries to Government, Section Officers, Assistant Section Officers, Assistants, Typists, Private Secretaries, Personal Clerks and Programmers/ Assistant Programmers under Programme Manager of M/s. CMC Limited were other officials under the above team leaders who put in sincere and hard work straining every nerve which culminated in the realization of the dream of peaceful, free and fair elections to the Lok Sabha, 2014.

25.3 Similarly the District Election Officers along with their subordinate staff rose up to the occasion both in letter and spirit and proved that they were the actual implementation arms of the Commission.

25.4 Maintenance of Law and Order and Deployment of force is the critical part of electoral process. The Director General of Police (Elections), Thiru Anoop Jaiswal, IPS, the Additional Director General of Police (Law and Order), Thiru T.K. Rajendran, IPS and the Inspector General of Police (Elections) Thiru S.N.Seshasai, IPS also equally did a good job for the success of the event through their active

cooperation with the election machinery right from the State level down to polling station level in all Parliamentary Constituencies. By creating an atmosphere of peace and tranquility, not only on the date of poll but also during the entire period of electoral process the Police Department contributed much for incident free and smooth elections.

25.6 Central Government Departments/Agencies/Public sector Undertakings viz., Postal Department, Chennai Telephones (BSNL), Director of Tele-Communication in Tamil Nadu, the Railways, Airport Authority of India etc., extended their fullest cooperation/support. State Government Departments such as School Education, Higher Education, Sports & Youth Affairs, Finance, Public Health, Revenue, Rural Development, Home, Information and Public Relations etc., also joined the Government of India departments/institutions to support the State and Districts' election management endeavors.

25.7 All India Radio and Doordarshan gave a balanced coverage of events pertaining to contesting candidates/political parties. Media, both print and electronic contributed much for the promotion of the cause 'Greater Participation for Stronger Democracy' to motivate the electors to come to polling stations and cast votes ethically. TV spots and Radio jingles were telecast/broadcast during prime time. Celebrities also willingly gave voice and made appeal with powerful messages.

25.8 The Civil Society Organizations also came forward to be active partners in creating the right atmosphere for free, fair and ethical elections. The electors of Tamil Nadu responded appreciably for the awareness/motivation campaigns undertaken by Government as well as Non-Governmental departments/organizations and raised the percentage of poll compared to previous general elections to Lok Sabha.

25.9 All this was possible only because of the able guidance and direction given by the Election Commission of India. Thiru V.S.Sampath, Chief Election Commissioner, Thiru H.S.Brahma, Election Commissioner and Dr. Nasim Zaidi, Election Commissioner suitably directed the CEOs in conduct of elections. The Dy. Election Commissioner, Mr. Sudhir Tripathi, and Principal Secretary Thiru Tapas Kumar were in charge of Tamil Nadu and ably guided the election officials of the state. Thiru R. Balakrishnan, Deputy Election Commissioner in-charge of Planning/Security and Mr. P.K.Dash, Mr. Akshay Rout and Mr. Ashish Srivastava, Director Generals also assisted in their functional areas.

25.10 Following are the components of the coordinated framework, evolved by the Election Commission of India and implemented/enforced by the State election machinery, which helped in the successful conduct of elections:

- i. Preparation of clean/accurate and error-free electoral roll
- ii. Total Control on Conduct of Officials by the ECI
- iii. Reinforced Expenditure Control Mechanism
- iv. Strict Implementation of Model Code of Conduct
- v. SVEEP
- vi. Voter slip distribution
- vii. Web-casting of polling
- viii. None of the Above (NOTA)
- ix. Planned Management of Elections:
 - a) Check list for guiding and planning for various items of work
 - b) Training –
 - Identifying critical areas – training needs assessment
 - Formation of Nodal cells
 - Advance scheduling of training
 - State level training of master trainers
 - Training materials – presentations and films
 - Hands on training in critical areas – EVMs
 - c) Regular weekly review through video conference with DEOs
 - d) Instructions received from ECI compiled, collated and interpreted for ease in understanding.
 - e) Phone numbers of CEO and his team going public helped flow of information from public and NGOs.

25.11 Problems faced

25.11.1 Effective enforcement of ECI rules and regulations and meticulous implementation of ECI guidelines ensured that the General Elections to Lok Sabha, 2014 passed off peacefully without any major incident and with marginal increase in the percentage of poll also compared to previous elections held in 2009. However, some problem areas experienced during last few elections have been found continuing which need to be addressed in future elections. Following are the few:

i) Absence of compliance of instructions by the Presiding Officers

25.11.2 Lapses on the part of Presiding Officers noticed, at the time of General Elections to the Tamil Nadu Legislative Assembly, 2011, in the form of i) Failure to press “close button” in the Control Unit after the poll was over, ii) Failure to fill up all the columns in the Presiding Officers’ diary based on the 17A Registers and iii) Failure to ensure that the entry on the total votes polled in the Form 17C matches with that of EVM reading, were found committed during the General Elections to

Lok Sabha, 2014 also, though not on a large scale, despite intensive training. Therefore this part of training programme needs a more suitable module during future elections.

ii) **Inconvenience faced by women polling personnel**

25.11.3 Present system of randomization of polling personnel makes women personnel to stay on the previous night of poll day in the respective polling stations only due to distance factor. Despite special focus on the provision of basic amenities, such as toilet and bath-room with running water facility, by the DEOs problems remain for the women personnel. It is a genuine problem at the time of every General/ Bye-elections that the polling personnel are put to hardship. Since Tamil Nadu has more than 50% women in the polling personnel, database the recent ECI instructions of posting them to neighbouring polling station could not be implemented in the state. Therefore either modification in the system of polling personnel randomization or up gradation of standard of polling station premises through special drive is to be seriously thought of and till then as already suggested, the Commission may permit the District Election Officers to identify polling booths with better amenities/public transport facilities/on the main roads and mark the same in the data base so that women polling officials may be allotted booths through a randomization process within the identified booths.

25.12 With lot of hurdles and difficulties, the ECI takes all out efforts to fulfill its constitutional obligation of conducting peaceful, fair and free elections successfully. During the conduct of the General Elections to Lok Sabha, 2014 also, the Commission was able to overcome most of the attempts made by certain political elements to scuttle its regulations. It is sure that the Election Commission would continue its tireless efforts with innovative measures to achieve its goal of greater participation of all eligible/enrolled electors through clean electoral roll/ethical voting for stronger democracy.

Annexures

RECEIPT AND DISPOSAL OF FORM 6 ON SPECIAL CAMP DAY (09.03.2014)

Sl. No	Name of the District	Form 6 received on 9th March 2014 (camp day)													
		Male				Female				Others				Total	
		18-19 years	Above 19 years	Total	18-19 years	Above 19 years	Total	18-19 years	Above 19 years	Total	18-19 years	Above 19 years	Total	18-19 years	Above 19 years
1	THIRUVALLUR	6478	24527	31005	5711	26252	31963	0	3	3	12189	50782	62971		
2	CHENNAI	10927	29404	40331	13260	32290	45550	1	2	3	24188	61696	85884		
3	KANCHEEPURAM	9447	37149	46596	11223	42563	53786	3	0	3	20673	79712	100385		
4	VELLORE	8229	15395	23624	8661	17706	26367	0	0	0	16890	33101	49991		
5	KRISHNAGIRI	2570	6754	9324	2158	8185	10343	0	0	0	4728	14939	19667		
6	DHARMAPURI	2343	5786	8129	2000	6632	8632	2	0	2	4345	12418	16763		
7	TIRUVANNAMALAI	3014	3708	6722	3125	5785	8910	0	0	0	6139	9493	15632		
8	VILLUPURAM	5325	6708	12033	5293	8572	13865	0	0	0	10618	15280	25898		
9	SALEM	7737	12884	20621	8255	15944	24199	0	2	2	15992	28830	44822		
10	NAMAKKAL	2602	5085	7687	2033	6505	8538	0	1	1	4635	11591	16226		
11	ERODE	2887	8840	11727	2328	10443	12771	0	2	2	5215	19285	24500		
12	THE NILGIRIS	544	1302	1846	487	1601	2088	0	0	0	1031	2903	3934		
13	COIMBATORE	7246	28259	35505	8253	31109	39362	3	36	39	15502	59404	74906		
14	DINDIGUL	3032	7204	10236	2609	9043	11652	0	2	2	5641	16249	21890		
15	KARUR	1301	2382	3683	1608	3946	5554	0	1	1	2909	6329	9238		
16	TIRUCHIRAPPALLI	5134	9439	14573	4854	12074	16928	0	0	0	9988	21513	31501		
17	PERAMBALUR	1310	2522	3832	1400	3295	4695	0	0	0	2710	5817	8527		
18	CUDDALORE	5069	6828	11897	5928	9175	15103	0	2	2	10997	16005	27002		
19	NAGAPATTINAM	2802	3748	6550	2426	5318	7744	0	0	0	5228	9066	14294		
20	THIRUVARUR	1869	3132	5001	1915	4188	6103	0	0	0	3784	7320	11104		
21	THANJAVUR	3912	9180	13092	3336	11417	14753	0	3	3	7248	20600	27848		
22	PUDUKKOTTAI	2965	5414	8379	3115	7373	10488	0	1	1	6080	12788	18868		
23	SIVAGANGA	2337	4068	6405	3263	6058	9321	0	0	0	5600	10126	15726		
24	MADURAI	7375	16777	24152	7288	19152	26440	0	0	0	14663	35929	50592		
25	THENI	2722	7391	10113	2306	8783	11089	0	0	0	5028	16174	21202		
26	VIRDHUNAGAR	3170	7102	10272	3272	8463	11735	1	0	1	6443	15565	22008		
27	RAMANATHAPURAM	2635	5220	7855	2543	6057	8600	0	0	0	5178	11277	16455		
28	THOOTHUKKUDI	3544	8995	12539	3943	9909	13852	0	0	0	7487	18904	26391		
29	TIRUNELVELI	6589	15237	21826	6809	17514	24323	0	0	0	13398	32751	46149		
30	KANNIYAKUMARI	3551	6497	10048	3478	7802	11280	0	7	7	7029	14306	21335		
31	ARIYALUR	1517	2421	3938	1288	3761	5049	0	0	0	2805	6182	8987		
32	TIRUPPUR	4685	21045	25730	5139	23733	28872	0	7	7	9824	44785	54609		
	Total	134868	330403	465271	139307	390648	529955	10	69	79	274185	721120	995305		

RECEIPT AND DISPOSAL OF FORM 6 ON SPECIAL CAMP DAY (16.03.2014)

Sl. No	Name of the District	Form 6 received on 16th March 2014 (camp day)											
		Male			Female			Others			Total		
		18-19 years	Above 19 years	Total	18-19 years	Above 19 years	Total	18-19 years	Above 19 years	Total	18-19 years	Above 19 years	Total
1	THIRUVALLUR	12	52	64	9	44	53	0	0	0	21	96	117
2	CHENNAI	22	56	78	16	25	41	0	0	0	38	81	119
3	KANCHEEPURAM	0	0	0	0	0	0	0	0	0	0	0	0
4	VELLORE	12	32	44	30	45	75	0	0	0	42	77	119
5	KRISHNAGIRI	63	97	160	46	114	160	0	0	0	109	211	320
6	DHARMAPURI	17	35	52	17	30	47	0	0	0	34	65	99
7	TIRUVANNAMALAI	18	32	50	34	65	99	0	0	0	52	97	149
8	VILLUPURAM	0	0	0	0	0	0	0	0	0	0	0	0
9	SALEM	0	0	0	0	0	0	0	0	0	0	0	0
10	NAMAKKAL	4	22	26	7	55	62	0	0	0	11	77	88
11	ERODE	23	33	56	24	40	64	0	0	0	47	73	120
12	THE NILGIRIS	32	21	53	41	51	92	0	0	0	73	72	145
13	COIMBATORE	16	28	44	16	30	46	0	0	0	27	63	90
14	DINDIGUL	25	52	77	19	88	107	0	0	0	44	140	184
15	KARUR	19	23	42	21	37	58	0	0	0	40	60	100

Annex 2.2

16	TIRUCHIRAPPALLI	26	45	71	45	64	109	0	0	0	61	109	170
17	PERAMBALUR	22	31	53	22	33	55	0	0	0	40	61	101
18	CUDDALORE	11	16	27	19	26	45	0	0	0	24	48	7
19	NAGAPATTINAM	13	14	27	7	27	34	0	0	0	20	41	61
20	THIRUVARUR	0	0	0	0	0	0	0	0	0	0	0	0
21	THANJAVUR	0	0	0	0	0	0	0	0	0	0	0	0
22	PUDUKKOTTAI	0	0	0	0	0	0	0	0	0	0	0	0
23	SIVAGANGA	0	2	2	2	10	12	0	0	0	2	12	14
24	MADURAI	13	45	58	12	50	62	0	0	0	25	95	120
25	THENI	14	29	43	8	21	29	0	0	0	22	50	72
26	VIRDHUNAGAR	35	29	64	23	38	61	0	0	0	58	67	125
27	RAMANATHAPURAM	38	34	72	35	42	77	0	0	0	73	76	149
28	THOOTHUKKUDI	12	31	43	13	39	52	0	0	0	25	70	95
29	TIRUNELVELI	19	25	44	9	33	42	0	0	0	44	42	86
30	KANNIYAKUMARI	0	3	3	1	3	4	0	0	0	1	6	7
31	ARIYALUR	3	1	4	1	7	8	0	0	0	4	8	12
32	TIRUPPUR	10	22	32	5	35	40	0	0	0	15	57	72
	Total	479	810	1289	482	1052	1534	0	0	0	952	1854	2806

Format 4B (with CEO) Constituency-wise Information on Inclusions and Deletions
Continuous

Name of State : Tamil Nadu

Name of District	Assembly Constituency	Number of Electors in Draft rolls under SR2014			Total claims lodged in Form 6, after publication of Draft rolls under SR2014 (01/10/2013 to 31/10/2013)			Total Claims admitted			Total Objections Lodged in Form 7 after publication of Draft rolls under SR2014 (01/10/2013 to 31/10/2013)			
		Male	Female	Others	Male	Female	Others	Male	Female	Others	Male	Female	Others	
1	2	3	4	5	5a	6	7	7a	8	9	9a	10	11	11a
THIRUVALLUR														
1	GUMMIDIPOONDI		118133	120489	31	2373	2686	0	2275	2594	0	0	1	0
2	PONNERI (SC)		110932	111085	55	3417	3645	4	3172	3422	3	7	5	0
3	TIRUTTANI		126091	128292	18	1676	1751	1	1434	1551	1	39	48	0
4	THIRUVALLUR		113418	114655	14	3919	4381	7	3547	3945	3	36	60	0
5	POONAMALLEE (SC)		137436	136715	36	3562	3672	0	3286	3405	0	10	11	0
6	AVADI		173845	169566	55	6085	5867	3	5489	5372	2	11	13	0
7	MADURAVOYAL		169980	162589	70	8878	8563	9	8297	8063	9	19	19	0
8	AMBATTUR		152238	146316	54	8166	8029	7	7571	7450	6	9	7	0
9	MADAVARAM		173102	170436	60	8153	8355	4	7726	7980	4	25	12	0
10	THIRUVOTTIYUR		128490	126942	48	3821	4027	8	3551	3748	6	40	39	0
Total			1403665	1387085	441	50050	50976	43	46348	47530	34	196	215	0

CHENNAI

11	DR.RADHAKRISHNAN NAGAR		111649	113931	68	4498	4366	5	4400	4325	6	12	11	0
12	PERAMBUR		129557	130277	27	4609	4494	4	4510	4382	3	17	15	0
13	KOLATHUR		121339	122842	48	4693	4504	6	4452	4269	5	30	29	0
14	VILLIVAKKAM		113899	115725	37	3993	3987	7	3946	3957	7	6	11	0
15	THIRU-VI-KA-NAGAR (SC)		103514	106540	18	3544	3360	1	3277	3108	1	22	25	0
16	EGMORE (SC)		89070	89705	18	4451	4358	8	4187	4160	8	7	9	0
17	ROYAPURAM		90355	91661	29	2856	2692	2	2476	2424	5	30	31	0
18	HARBOUR		91328	82268	49	4689	3763	1	4420	3685	1	31	29	0
19	CHEPAUK-THIRUVALLIKENI		105129	106393	10	3753	3565	3	3282	3369	4	38	32	0
20	THOUSAND LIGHTS		111259	113500	72	4079	3985	4	3862	3951	1	15	13	0
21	ANNA NAGAR		130284	131464	41	4554	4389	5	4468	4295	4	7	14	0
22	VIRUGAMPAKKAM		129276	126328	47	5908	5690	5	6087	5694	5	29	29	0
23	SAIDAPET		127268	127846	66	4738	4499	0	4287	4301	0	26	22	0
24	THIYAGARAYANAGAR		110059	110046	36	5212	4936	3	5411	4963	3	23	22	0
25	MYLAPORE		117191	122306	28	5021	4798	3	4857	4723	1	28	21	0
26	VELACHERY		131899	131629	68	7964	7077	23	7218	6990	9	12	10	0
Total			1813076	1822461	662	74562	70463	80	71140	68596	63	333	323	0

Annex 2.3

**in Current Electoral Roll over Previous Roll
Revision, 2014**

Total Objections admitted			Suo-motu deletions after publication of Draft rolls under SR2014 (01/10/2013 to 31/10/2013)			Total Deletions subsequent to last publication of Draft rolls under SR2014 (01/10/2013 to 31/10/2013)				Number of Deletions (since Final rolls under SR2014 (01/10/2013 to 31/10/2013) due to			Electors as on date w.r.t. 1/1/2014 as qualifying date				Net change over final Rolls under SR2014	%change over prev. final roll
Male	Female	Others	Male	Female	Others	Male	Female	Others	Expired	Shifted	Repeated	Male	Female	Others	Total	(+/-)	(+/-)	
12	13	13a	14	15	15a	16	17	17a	18	19	20	21	22	22a	22b	23	24	
0	1	0	0	0	0	0	1	0	0	1	0	120408	123082	31	243521	4868	2.04	
7	5	0	0	0	0	7	5	0	0	12	0	114097	114502	58	228657	6585	2.97	
15	16	0	0	0	0	15	16	0	0	31	0	127510	129827	19	257356	2955	1.16	
33	49	0	0	0	0	33	49	0	21	60	1	116932	118551	17	235500	7413	3.25	
10	10	1	0	0	0	10	10	1	0	14	7	140712	140110	35	280857	6670	2.43	
11	10	0	0	0	0	11	10	0	0	19	2	179323	174928	57	354308	10842	3.16	
18	19	0	0	0	0	18	19	0	0	37	0	178259	170633	79	348971	16332	4.91	
9	7	0	0	0	0	9	7	0	0	16	0	159800	153759	60	313619	15011	5.03	
25	12	0	0	0	0	25	12	0	15	21	1	180803	178404	64	359271	15673	4.56	
40	39	0	0	0	0	40	39	0	0	39	40	132001	130651	54	262706	7226	2.83	
168	168	1	0	0	0	168	168	1	36	250	51	1449845	1434447	474	2884766	93575	3.35	
12	11	0	0	1	0	12	12	0	0	24	0	116037	118244	74	234355	8707	3.86	
11	11	0	1	0	0	12	11	0	0	23	0	134055	134648	30	268733	8872	3.41	
16	24	0	0	0	0	16	24	0	1	30	9	125775	127087	53	252915	8686	3.56	
6	11	0	0	1	0	6	12	0	0	18	0	117839	119670	44	237553	7892	3.44	
21	25	0	6	3	0	27	28	0	0	53	2	106764	109620	19	216403	6331	3.01	
0	0	0	0	1	0	0	1	0	0	0	0	93257	93864	26	187147	8354	4.67	
30	31	0	0	0	0	30	31	0	0	62	0	92801	94054	34	186889	4844	2.66	
31	29	0	2	0	0	33	29	0	0	62	0	95715	85924	50	181689	8044	4.63	
34	27	0	0	0	0	34	27	0	0	61	0	108377	109735	14	218126	6594	3.12	
13	12	0	0	0	0	13	12	0	0	25	0	115108	117439	73	232620	7789	3.46	
7	14	0	0	0	0	7	14	0	0	21	0	134745	135745	45	270535	8746	3.34	
25	22	0	0	0	0	25	22	0	0	47	0	135338	132000	52	267390	11739	4.59	
24	20	0	1	0	0	25	20	0	0	42	3	131530	132127	66	263723	8543	3.35	
23	22	0	10	11	0	33	33	0	0	66	0	115437	114976	39	230452	10311	4.68	
26	21	0	0	0	0	26	21	0	0	47	0	122022	127008	29	249059	9534	3.98	
12	10	0	0	0	0	12	10	0	0	22	0	139105	138609	77	277791	14195	5.39	
291	290	0	20	17	0	311	307	0	1	603	14	1883905	1890750	725	3775380	139181	3.83	

Format 4B (with CEO)**Constituency-wise Information on Inclusions and Deletions****Continuous****Name of State : Tamil Nadu**

Name of District	Assembly Constituency		Number of Electors in Draft rolls under SR2014			Total claims lodged in Form 6, after publication of Draft rolls under SR2014 (01/10/2013 to 31/10/2013)			Total Claims admitted			Total Objections Lodged in Form 7 after publication of Draft rolls under SR2014 (01/10/2013 to 31/10/2013)		
			Male	Female	Others	Male	Female	Others	Male	Female	Others	Male	Female	Others
1	2	3	4	5	5a	6	7	7a	8	9	9a	10	11	11a
KANCHEEPURAM														
27	SHOZHINGANALLUR		243855	236993	46	15272	13929	6	13682	12452	4	19	24	0
28	ALANDUR		149705	147914	12	9337	9051	7	7941	7643	7	71	99	0
29	SRIPERUMBUDUR (SC)		125952	127707	22	5289	5271	6	4635	4652	5	0	1	0
30	PALLAVARAM		175840	173570	30	9445	9308	7	8787	8527	6	30	26	0
31	TAMBARAM		163060	160405	40	9419	9397	3	8659	8549	3	36	29	0
32	CHENGALPATTU		161951	161352	66	7615	7808	8	6450	6650	7	2	2	0
33	THIRUPORUR		112888	111393	12	4043	4263	2	3479	3678	2	2	3	0
34	CHEYYUR (SC)		97497	95892	22	2572	2908	7	2071	2264	6	0	0	0
35	MADURANTAKAM (SC)		100641	103564	15	1918	2404	2	1750	2334	2	1	0	0
36	UTHIRAMERUR		111377	112911	22	1648	2040	0	1482	1907	0	2	3	0
37	KANCHEEPURAM		134276	137494	18	3593	3959	2	2954	3444	2	1	1	0
Total			1577042	1569195	305	70151	70338	50	61890	62100	44	164	188	0

VELLORE

38	ARAKKONAM (SC)		101697	104047	8	1863	2082	0	1162	1354	0	0	0	0
39	SHOLINGUR		120040	121163	0	1980	2089	0	1071	1289	0	0	0	0
40	KATPADI		104482	108279	13	2119	1864	1	1926	1890	1	0	0	0
41	RANIPET		112826	116525	0	2270	2807	0	2122	2821	0	0	0	0
42	ARCOT		114263	117910	1	1584	1924	0	1488	1952	0	0	0	0
43	VELLORE		111384	115030	10	3688	3965	4	3168	3510	4	0	0	0
44	ANAIKATTU		105404	107951	1	2225	2489	0	2049	2463	0	0	0	0
45	KILVAITHINANKUPPAM (SC)		95812	96282	1	1637	1695	0	1667	1677	0	0	0	0
46	GUDIYATTAM (SC)		119232	121560	0	2866	3366	0	2539	2729	0	0	0	0
47	VANIYAMBADI		105137	103987	1	1881	2038	2	1310	1315	2	0	0	0
48	AMBUR		98123	100499	1	1785	2255	0	1474	1544	0	0	0	0
49	JOLARPET		107690	107637	0	2178	2460	0	965	1161	0	0	0	0
50	TIRUPATTUR		106390	105855	10	2323	2530	0	1068	1203	0	0	0	0
Total			1402480	1426725	46	28399	31564	7	22009	24908	7	0	0	0

**in Current Electoral Roll over Previous Roll
Revision, 2014**

Total Objections admitted			Suo-motu deletions after publication of Draft rolls under SR2014 (01/10/2013 to 31/10/2013)			Total Deletions subsequent to last publication of Draft rolls under SR2014 (01/10/2013 to 31/10/2013)				Number of Deletions (since Final rolls under SR2014 (01/10/2013 to 31/10/2013) due to		Electors as on date w.r.t. 1/1/2014 as qualifying date			Net change over final Rolls under SR2014		% change over prev. final roll
Male	Female	Others	Male	Female	Others	Male	Female	Others	Expired	Shifted	Repeated	Male	Female	Others	Total	(+/-)	(+/-)
12	13	13a	14	15	15a	16	17	17a	18	19	20	21	22	22a	22b	23	24
19	24	0	0	0	0	19	24	0	0	43	0	257518	249421	50	506989	26095	5.43
71	99	0	0	0	0	71	99	0	0	170	0	157575	155458	19	313052	15421	5.18
0	1	0	0	0	0	0	1	0	0	1	0	130587	132358	27	262972	9291	3.66
30	26	0	0	0	0	30	26	0	0	56	0	184597	182071	36	366704	17264	4.94
36	29	0	0	0	0	36	29	0	0	65	0	171683	168925	43	340651	17146	5.30
2	2	0	0	0	0	2	2	0	0	4	0	168399	168000	73	336472	13103	4.05
2	3	0	0	0	0	2	3	0	0	5	0	116365	115068	14	231447	7154	3.19
0	0	0	0	0	0	0	0	0	0	0	0	99568	98156	28	197752	4341	2.24
1	0	0	0	0	0	1	0	0	0	1	0	102390	105898	17	208305	4085	2.00
2	3	0	0	0	0	2	3	0	0	5	0	112857	114815	22	227694	3384	1.51
1	1	0	0	0	0	1	1	0	0	2	0	137229	140937	20	278186	6398	2.35
164	188	0	0	0	0	164	188	0	0	352	0	1638768	1631107	349	3270224	123682	3.93
0	0	0	0	0	0	0	0	0	0	0	0	102859	105401	8	208268	2516	1.22
0	0	0	0	0	0	0	0	0	0	0	0	121111	122452	0	243563	2360	0.98
0	0	0	0	0	0	0	0	0	0	0	0	106408	110169	14	216591	3817	1.79
0	0	0	0	0	0	0	0	0	0	0	0	114948	119346	0	234294	4943	2.16
0	0	0	0	0	0	0	0	0	0	0	0	115751	119862	1	235614	3440	1.48
0	0	0	0	0	0	0	0	0	0	0	0	114552	118540	14	233106	6682	2.95
0	0	0	0	0	0	0	0	0	0	0	0	107453	110414	1	217868	4512	2.11
0	0	0	0	0	0	0	0	0	0	0	0	97479	97959	1	195439	3344	1.74
0	0	0	0	0	0	0	0	0	0	0	0	121771	124289	0	246060	5268	2.19
0	0	0	0	0	0	0	0	0	0	0	0	106447	105302	3	211752	2627	1.26
0	0	0	0	0	0	0	0	0	0	0	0	99597	102043	1	201641	3018	1.52
0	0	0	0	0	0	0	0	0	0	0	0	108655	108798	0	217453	2126	0.99
0	0	0	0	0	0	0	0	0	0	0	0	107458	107058	10	214526	2271	1.07
0	0	0	0	0	0	0	0	0	0	0	0	1424489	1451633	53	2876175	46924	1.66

Format 4B (with CEO)**Constituency-wise Information on Inclusions and Deletions****Name of State : Tamil Nadu****Continuous**

Name of District	Assembly Constituency		Number of Electors in Draft rolls under SR2014			Total claims lodged in Form 6, after publication of Draft rolls under SR2014 (01/10/2013 to 31/10/2013)			Total Claims admitted			Total Objections Lodged in Form 7 after publication of Draft rolls under SR2014 (01/10/2013 to 31/10/2013)		
			Male	Female	Others	Male	Female	Others	Male	Female	Others	Male	Female	Others
1	2	3	4	5	5a	6	7	7a	8	9	9a	10	11	11a
KRISHNAGIRI														
51	UTHANGARAI (SC)		104818	101749	26	1184	1299	0	1034	1185	0	7	3	0
52	BARGUR		109386	107698	10	1262	1454	2	1165	1381	2	1	0	0
53	KRISHNAGIRI		114675	116313	28	2166	2559	0	1949	2330	0	1	0	0
54	VEPPANAHALLI		111012	104365	7	1568	1676	1	1254	1313	1	0	0	0
55	HOSUR		139655	128212	39	5031	4647	8	4313	3997	8	3	1	
56	THALLI		111617	102960	3	1955	2132	2	1740	1907	2	2	2	
Total			691163	661297	113	13166	13767	13	11455	12113	13	14	6	0
DHARMAPURI														
57	PALACODU		101855	95207	1	2125	2582	1	1766	1987	1	19	13	0
58	PENNAGARAM		109883	101071	0	2205	2645	2	2004	2373	0	11	8	0
59	DHARMAPURI		118956	114281	48	3444	3738	0	3021	3294	0	35	30	0
60	PAPPIREDDIPATTI		118043	113871	1	1888	2344	0	1738	2199	0	18	19	0
61	HARUR (SC)		108061	103465	2	1937	2288	0	1557	1775	0	12	18	0
Total			556798	527895	52	11599	13597	3	10086	11628	1	95	88	0
TIRUVANNAMALAI														
62	CHENGAM (SC)		116843	115570	0	2042	2497	0	1905	2202	0	13	6	0
63	TIRUVANNAMALAI		117809	122195	12	2124	2598	0	2064	1988	0	1	3	0
64	KILPENNATHUR		112109	113194	1	1188	1453	0	1064	1185	0	2	5	0
65	KALASAPAKKAM		103420	102989	0	1633	1997	0	1490	1945	0	11	9	0
66	POLUR		108296	108038	0	1498	1832	0	1230	1853	0	2	4	0
67	ARANI		117970	121959	0	1628	1991	0	1333	1697	0	1	1	0
68	CHEYYAR		115601	116717	0	1481	1811	0	1161	1653	0	8	14	0
69	VANDAVASI (SC)		108898	107524	0	863	1056	0	795	975	0	25	41	0
Total			900946	908186	13	12457	15235	0	11042	13498	0	63	83	0

**in Current Electoral Roll over Previous Roll
Revision, 2014**

Total Objections admitted			Suo-motudeletions after publication of Draft rolls under SR2014 (01/10/2013 to 31/10/2013)			Total Deletions subsequent to last publication of Draft rolls under SR2014 (01/10/2013 to 31/10/2013)				Number of Deletions (since Final rolls under SR2014 (01/10/2013 to 31/10/2013) due to			Electors as on date w.r.t. 1/1/2014 as qualifying date				Net change over final Rolls under SR2014	%change over prev. final roll
Male	Female	Others	Male	Female	Others	Male	Female	Others	Expired	Shifted	Repeated	Male	Female	Others	Total	(+/-)	(+/-)	
12	13	13a	14	15	15a	16	17	17a	18	19	20	21	22	22a	22b	23	24	
0	0	0	0	0	0	0	0	0	0	0	0	110551	109079	12	219642	2548	1.17	
1	0	0	0	0	0	1	0	0	0	0	1	116623	118643	28	235294	4278	1.85	
0	0	0	0	0	0	0	0	0	0	0	0	112266	105678	8	217952	2568	1.19	
1	0	0	0	0	0	1	0	0	0	1	0	143967	132209	47	276223	8317	3.10	
2	2	0	0	0	0	2	2	0	0	3	1	113355	104865	5	218225	3645	1.70	
10	4	0	0	0	0	10	4	0	1	4	9	702608	673406	126	1376140	23567	1.74	
17	12	0	0	0	0	17	12	0	1	0	28	103603	97183	2	200788	3725	1.89	
11	8	0	0	0	0	11	8	0	0	7	12	111877	103435	0	215312	4358	2.07	
35	30	0	0	0	0	35	30	0	3	3	59	121950	117537	48	239535	6250	2.68	
18	19	0	0	0	0	18	19	0	0	10	27	119764	116050	1	235815	3900	1.68	
12	18	0	0	0	0	12	18	0	18	8	4	109606	105222	2	214830	3302	1.56	
93	87	0	0	0	0	93	87	0	22	28	130	566800	539427	53	1106280	21535	1.99	
12	6	0	0	0	0	12	6	0	18	0	0	118740	117762	0	236502	4089	1.76	
1	3	0	0	0	0	1	3	0	6	2	1	119897	124155	12	244064	4048	1.69	
2	5	0	0	0	0	2	5	0	0	2	0	113175	114370	1	227546	2242	1.00	
11	9	0	0	0	0	11	9	0	12	2	6	104898	104926	0	209824	3415	1.65	
2	4	0	0	0	0	2	4	0	0	6	0	109524	109887	0	219411	3077	1.42	
1	1	0	0	0	0	1	1	0	0	2	0	119306	123651	0	242957	3028	1.26	
8	14	0	0	0	0	8	14	0	10	8	4	116767	118343	0	235110	2792	1.20	
16	32	0	0	0	0	16	32	0	16	32	0	109675	108469	0	218144	1722	0.80	
53	74	0	0	0	0	53	74	0	62	54	11	911982	921563	13	1833558	24413	1.35	

Format 4B (with CEO)**Constituency-wise Information on Inclusions and Deletions****Continuous****Name of State : Tamil Nadu**

Name of District	Assembly Constituency		Number of Electors in Draft rolls under SR2014			Total claims lodged in Form 6, after publication of Draft rolls under SR2014 (01/10/2013 to 31/10/2013)			Total Claims admitted			Total Objections Lodged in Form 7 after publication of Draft rolls under SR2014 (01/10/2013 to 31/10/2013)		
			Male	Female	Others	Male	Female	Others	Male	Female	Others	Male	Female	Others
1	2	3	4	5	5a	6	7	7a	8	9	9a	10	11	11a

VILLUPURAM

70	GINGEE		119496	119955	20	1924	2336	0	1784	2216	0	3	0	0
71	MAILAM		102876	100791	13	1314	1553	0	1121	1480	0	3	3	0
72	TINDIVANAM (SC)		105647	106989	10	1764	2024	1	1696	2003	1	1	6	0
73	VANUR (SC)		106626	108045	14	979	922	0	708	765	0	14	10	0
74	VILLUPURAM		119230	122677	35	1862	1841	4	1372	1439	3	4	3	0
75	VIKRAVANDI		106311	105557	14	1204	1306	1	1033	1117	2	0	3	0
76	TIRUKKOYILUR		114605	110422	22	1406	1451	2	1171	1222	2	4	2	0
77	ULUNDURPETTAI		133334	128771	26	2090	2488	4	1958	2377	4	2	2	0
78	RISHIVANDIYAM		120052	113589	53	1348	1402	1	1113	1211	0	0	1	0
79	SANKARAPURAM		119492	117337	28	1345	1422	1	1219	1250	0	0	0	0
80	KALLAKURICHI (SC)		126964	124183	21	1961	2340	0	1749	2098	0	10	5	0
Total			1274633	1258316	256	17197	19085	14	14924	17178	12	41	35	0

SALEM

81	GANGAVALLI (SC)		102319	104972	16	1486	1875	1	1436	1828	1	10	7	0
82	ATTUR (SC)		107330	110901	6	2008	2502	0	1982	2477	0	5	3	0
83	YERCAUD (ST)		120764	122141	7	2714	3388	1	2373	2981	1	0	0	0
84	OMALUR		128916	118317	16	2860	2693	1	2702	2560	1	3	5	0
85	METTUR		126077	119188	24	2824	2889	0	2746	2832	0	8	5	0
86	EDAPPADI		127558	120344	10	2451	2339	0	2341	2253	0	3	4	0
87	SANKARI		123045	117050	31	2077	1921	0	1960	1859	0	3	0	0
88	SALEM (WEST)		126229	122829	20	3317	3486	4	3233	3408	4	7	4	0
89	SALEM (NORTH)		123167	124926	27	3434	3428	0	3325	3364	0	18	18	0
90	SALEM (SOUTH)		124039	125327	26	2748	2889	0	2639	2819	0	18	27	0
91	VEERAPANDI		113726	110155	12	1791	1910	0	1609	1721	0	1	2	0
Total			1323170	1296150	195	27710	29320	7	26346	28102	7	76	75	0

**in Current Electoral Roll over Previous Roll
Revision, 2014**

Total Objections admitted			Suo-motudeletions after publication of Draft rolls under SR2014 (01/10/2013 to 31/10/2013)			Total Deletions subsequent to last publication of Draft rolls under SR2014 (01/10/2013 to 31/10/2013)				Number of Deletions (since Final rolls under SR2014 (01/10/2013 to 31/10/2013) due to			Electors as on date w.r.t. 1/1/2014 as qualifying date				Net change over final Rolls under SR2014	%change over prev. final roll
Male	Female	Others	Male	Female	Others	Male	Female	Others	Expired	Shifted	Repeated	Male	Female	Others	Total	(+/-)	(+/-)	
12	13	13a	14	15	15a	16	17	17a	18	19	20	21	22	22a	22b	23	24	
0	0	0	0	0	0	0	0	0	0	0	0	121280	122172	19	243471	4000	1.67	
3	3	0	0	0	0	3	3	0	0	0	0	103994	102268	13	206275	2595	1.27	
1	6	0	0	0	0	1	6	0	0	0	0	107342	108986	11	216339	3693	1.74	
14	10	0	0	0	0	14	10	0	0	0	0	107320	108800	14	216134	1449	0.67	
4	3	0	0	0	0	4	3	0	0	0	0	120598	124113	38	244749	2807	1.16	
0	3	0	0	0	0	0	3	0	0	0	0	107344	106671	16	214031	2149	1.01	
4	2	0	0	0	0	4	2	0	0	0	0	115772	111642	24	227438	2389	1.06	
2	2	0	0	0	0	2	2	0	0	0	0	135290	131146	30	266466	4335	1.65	
0	1	0	0	0	0	0	1	0	0	0	0	121165	114799	53	236017	2323	0.99	
0	0	0	0	0	0	0	0	0	0	0	0	120711	118587	28	239326	2469	1.04	
10	5	0	0	0	0	10	5	0	0	0	0	128703	126276	21	255000	3832	1.53	
38	35	0	0	0	0	38	35	0	0	0	0	1289519	1275460	267	2565246	32041	1.26	
9	7	0	0	0	0	9	7	0	9	5	2	103745	106794	17	210556	3249	1.57	
5	3	0	0	0	0	5	3	0	0	8	0	109309	113373	6	222688	4451	2.04	
0	0	0	0	0	0	0	0	0	0	0	0	123137	125122	8	248267	5355	2.20	
3	5	0	0	0	0	3	5	0	0	8	0	131616	120871	17	252504	5255	2.13	
8	5	0	0	0	0	8	5	0	2	11	0	128819	122011	24	250854	5565	2.27	
2	3	0	0	0	0	2	3	0	0	5	0	129895	122596	10	252501	4589	1.85	
3	0	0	0	0	0	3	0	0	0	3	0	125002	118909	31	243942	3816	1.59	
7	4	0	0	0	0	7	4	0	0	10	1	129452	126236	24	255712	6634	2.66	
18	18	0	0	0	0	18	18	0	0	33	3	126474	128272	27	254773	6653	2.68	
18	27	0	0	0	0	18	27	0	0	45	0	126661	128118	26	254805	5413	2.17	
1	2	0	0	0	0	1	2	0	0	3	0	115333	111875	12	227220	3327	1.49	
74	74	0	0	0	0	74	74	0	11	131	6	1349443	1324177	202	2673822	54307	2.07	

Format 4B (with CEO)**Constituency-wise Information on Inclusions and Deletions****Name of State : Tamil Nadu****Continuous**

Name of District	Assembly Constituency		Number of Electors in Draft rolls under SR2014			Total claims lodged in Form 6, after publication of Draft rolls under SR2014 (01/10/2013 to 31/10/2013)			Total Claims admitted			Total Objections Lodged in Form 7 after publication of Draft rolls under SR2014 (01/10/2013 to 31/10/2013)		
			Male	Female	Others	Male	Female	Others	Male	Female	Others	Male	Female	Others
1	2	3	4	5	5a	6	7	7a	8	9	9a	10	11	11a

NAMAKKAL

92	RASIPURAM (SC)		104083	105143	1	1889	2014	0	1783	1926	0	1	3	0
93	SENTHAMANGALAM (ST)		109450	111308	2	2427	2633	0	2182	2395	0	0	1	0
94	NAMAKKAL		113042	116451	20	2357	2668	0	2139	2417	0	35	14	0
95	PARAMATHI-VELUR		97949	101966	1	1344	1653	0	1271	1604	0	8	10	
96	TIRUCHENGODU		102008	103909	16	2061	2286	0	1945	2197	0	13	20	0
97	KUMARAPALAYAM		107735	108569	4	2381	2381	0	2279	2294	0	16	12	0
Total			634267	647346	44	12459	13635	0	11599	12833	0	73	60	0

ERODE

98	ERODE (EAST)		99493	100453	1	2647	2618	1	1632	1613	1	25	24	0
99	ERODE (WEST)		115039	114612	28	3807	3776	7	3448	3458	7	5	6	0
100	MODAKKURICHI		103418	107152	6	1546	1827	3	1438	1733	3	3	4	0
103	PERUNDURAI		98726	99814	0	1462	1694	0	1419	1636	0	1	2	0
104	BHAVANI		109549	107708	7	1451	1576	0	1383	1519	0	1	1	0
105	ANTHIYUR		98195	96292	4	1475	1545	2	1247	1230	2	0	0	0
106	GOBICHETTIPALAYAM		115430	117311	4	1397	1652	0	1279	1501	0	0	0	0
107	BHAVANISAGAR (SC)		114921	114332	6	1318	1471	2	1171	1337	2	3	3	0
Total			854771	857674	56	15103	16159	15	13017	14027	15	38	40	0

TIRUPPUR

101	DHARAPURAM (SC)		112512	113565	4	1616	1828	0	1607	1813	0	0	0	0
102	KANGAYAM		106237	107573	13	1802	1857	0	1717	1755	0	0	1	0
112	AVANASHI (SC)		113500	113885	15	2926	3329	0	2855	3241	0	81	16	0
113	TIRUPPUR (NORTH)		145575	133897	20	8550	8004	10	8077	7552	10	0	0	0
114	TIRUPPUR (SOUTH)		111705	104316	15	5208	5147	4	4979	4920	3	1	1	0
115	PALLADAM		143994	137642	7	8644	8932	9	8042	8323	9	0	0	0
125	UDUMALPET		112762	114987	6	3289	3682	0	2859	3234	0	0	0	0
126	MADATHUKULAM		101423	101764	5	2366	2555	0	2177	2357	0	0	0	0
Total			947708	927629	85	34401	35334	23	32313	33195	22	82	18	0

**in Current Electoral Roll over Previous Roll
Revision, 2014**

Total Objections admitted			Suo-motudeletions after publication of Draft rolls under SR2014 (01/10/2013 to 31/10/2013)			Total Deletions subsequent to last publication of Draft rolls under SR2014 (01/10/2013 to 31/10/2013)				Number of Deletions (since Final rolls under SR2014 (01/10/2013 to 31/10/2013) due to			Electors as on date w.r.t. 1/1/2014 as qualifying date				Net change over final Rolls under SR2014	%change over prev. final roll
Male	Female	Others	Male	Female	Others	Male	Female	Others	Expired	Shifted	Repeated	Male	Female	Others	Total	(+/-)	(+/-)	
12	13	13a	14	15	15a	16	17	17a	18	19	20	21	22	22a	22b	23	24	
1	3	0	0	0	0	1	3	0	0	4	0	105871	107060	1	212932	3705	1.77	
0	1	0	0	0	0	0	1	0	0	1	0	111627	113707	2	225336	4576	2.07	
0	0	0	0	0	0	0	0	0	0	0	0	115166	118883	20	234069	4556	1.99	
8	10	0	0	0	0	8	10	0	2	14	2	99205	103567	1	202773	2857	1.43	
13	20	0	0	0	0	13	20	0	8	24	1	103936	106090	16	210042	4109	2.00	
16	12	0	0	0	0	16	12	0	1	27	0	109996	110853	4	220853	4545	2.10	
38	46	0	0	0	0	38	46	0	11	70	3	645801	660160	44	1306005	24348	1.90	
5	6	0	0	0	0	5	6	0	0	10	1	101104	102076	2	203182	3235	1.62	
5	6	0	0	0	0	5	6	0	0	10	1	118470	118075	36	236581	6902	3.01	
3	4	0	0	0	0	3	4	0	2	5	0	104857	108877	9	213743	3167	1.50	
1	2	0	0	0	0	1	2	0	0	3	0	100146	101446	0	201592	3052	1.54	
1	1	0	0	0	0	1	1	0	0	2	0	110918	109246	0	220164	2900	1.33	
0	0	0	0	0	0	0	0	0	0	0	0	99417	97547	6	196970	2479	1.27	
0	0	0	0	0	0	0	0	0	0	0	0	116699	118822	4	235525	2780	1.19	
3	3	0	0	0	0	3	3	0	1	2	3	116084	115671	8	231763	2504	1.09	
18	22	0	0	0	0	18	22	0	3	32	5	867695	871760	65	1739520	27019	1.58	
0	0	0	0	0	0	0	0	0	0	0	0	114104	115393	4	229501	3420	1.51	
0	1	0	0	0	0	0	1	0	0	1	0	107957	109324	13	217294	3471	1.62	
81	16	0	0	0	0	81	16	0	9	75	13	116315	117070	14	233399	5999	2.64	
0	0	0	0	0	0	0	0	0	0	0	0	153675	141426	30	295131	15639	5.60	
1	1	0	0	0	0	1	1	0	0	2	0	116694	109224	18	225936	9900	4.58	
0	0	0	0	0	0	0	0	0	0	0	0	152026	145975	16	298017	16374	5.81	
0	0	0	0	0	0	0	0	0	0	0	0	115626	118215	7	233848	6093	2.68	
0	0	0	0	0	0	0	0	0	0	0	0	103598	104123	5	207726	4534	2.23	
82	18	0	0	0	0	82	18	0	9	78	13	979995	960750	107	1940852	65430	3.49	

Format 4B (with CEO)**Constituency-wise Information on Inclusions and Deletions****Continuous****Name of State : Tamil Nadu**

Name of District	Assembly Constituency		Number of Electors in Draft rolls under SR2014			Total claims lodged in Form 6, after publication of Draft rolls under SR2014 (01/10/2013 to 31/10/2013)			Total Claims admitted			Total Objections Lodged in Form 7 after publication of Draft rolls under SR2014 (01/10/2013 to 31/10/2013)		
			Male	Female	Others	Male	Female	Others	Male	Female	Others	Male	Female	Others
1	2	3	4	5	5a	6	7	7a	8	9	9a	10	11	11a

THE NILGIRIS

108	UDHAGAMANDALAM		93047	95761	0	1918	2212	0	1898	2191	0	16	17	0
109	GUDALUR (SC)		83403	84055	0	1396	1460	0	1384	1443	0	3	4	0
110	COONOR		86139	90724	0	1659	1906	0	1643	1886	0	7	2	0
Total			262589	270540	0	4973	5578	0	4925	5520	0	26	23	0

COIMBATORE

111	METTUPPALAYAM		124947	126696	6	3258	3556	5	3248	3544	5	80	53	0
116	SULUR		126272	126487	0	5450	5906	8	5079	5520	8	27	19	0
117	KAVUNDAMPALAYAM		183298	179399	0	6878	6824	4	6785	6728	4	0	2	0
118	COIMBATORE (NORTH)		136088	132431	0	5751	5369	6	5491	5165	6	5	1	0
119	THONDAMUTHUR		132578	131123	0	5460	5320	13	4735	4641	12	9	3	0
120	COIMBATORE (SOUTH)		111486	110495	5	4258	3900	5	3256	2969	5	2	1	0
121	SINGANALLUR		134312	131328	13	5745	5592	4	4639	4503	4	2	1	0
122	KINATHUKADAVU		130194	130766	0	5472	5275	7	4884.5	4671.5	7	3	1	0
123	POLLACHI		100694	103528	1	2470	2746	3	2449	2725	3	0	0	0
124	VALPARAI (SC)		90025	92879	1	1681	1749	2	1661	1730	2	0	0	0
Total			1269894	1265132	26	46421	46235	57	42228	42197	56	128	81	0

DINDIGUL

127	PALANI		119145	119169	24	2941	3121	1	2183	2207	0	1	1	0
128	ODDANCHATRAM		105566	106011	4	1762	2054	0	1452	1641	0	1	2	0
129	ATHOOR		125642	129853	10	1936	2179	0	1761	1897	0	3	2	0
130	NILAKKOTTAI (SC)		101045	101076	3	1891	2088	1	1724	1919	0	1	1	0
131	NATHAM		120365	120820	32	2131	2391	0	1903	2198	0	4	1	0
132	DINDIGUL		111429	114411	34	2772	2760	1	2647	2670	0	16	7	0
133	VEDASANDUR		117909	118786	1	1158	1306	0	965	1062	0	9	13	0
Total			801101	810126	108	14591	15899	3	12635	13594	0	35	27	0

**in Current Electoral Roll over Previous Roll
Revision, 2014**

Total Objections admitted			Suo-motudeletions after publication of Draft rolls under SR2014 (01/10/2013 to 31/10/2013)			Total Deletions subsequent to last publication of Draft rolls under SR2014 (01/10/2013 to 31/10/2013)				Number of Deletions (since Final rolls under SR2014 (01/10/2013 to 31/10/2013) due to			Electors as on date w.r.t. 1/1/2014 as qualifying date				Net change over final Rolls under SR2014	%change over prev. final roll
Male	Female	Others	Male	Female	Others	Male	Female	Others	Expired	Shifted	Repeated	Male	Female	Others	Total	(+/-)	(+/-)	
12	13	13a	14	15	15a	16	17	17a	18	19	20	21	22	22a	22b	23	24	
16	16	0	0	0	0	16	16	0	13	16	3	94929	97936	0	192865	4057	2.15	
2	2	0	0	0	0	2	2	0	0	4	0	84785	85496	0	170281	2823	1.69	
3	2	0	0	0	0	3	2	0	0	4	1	87779	92608	0	180387	3524	1.99	
21	20	0	0	0	0	21	20	0	13	24	4	267493	276040	0	543533	10404	1.95	
80	53	0	0	0	0	80	53	0	131	2	0	128115	130187	11	258313	6664	2.65	
27	19	0	0	0	0	27	19	0	38	7	1	131324	131988	8	263320	10561	4.18	
0	2	0	0	0	0	0	2	0	0	2	0	190083	186125	4	376212	13515	3.73	
5	1	0	0	0	0	5	1	0	0	6	0	141574	137595	6	279175	10656	3.97	
9	3	0	0	0	0	9	3	0	1	11	0	137304	135761	12	273077	9376	3.56	
2	1	0	0	0	0	2	1	0	0	3	0	114740	113463	10	228213	6227	2.81	
2	1	0	0	0	0	2	1	0	0	3	0	138949	135830	17	274796	9143	3.44	
3	1	0	0	0	0	3	1	0	0	4	0	135076	135437	7	270519	9559	3.66	
0	0	0	0	0	0	0	0	0	0	0	0	103143	106253	4	209400	5177	2.53	
0	0	0	0	0	0	0	0	0	0	0	0	91686	94609	3	186298	3393	1.86	
128	81	0	0	0	0	128	81	0	170	38	1	1311994	1307248	82	2619323	84271	3.32	
1	0	0	0	0	0	1	0	0	0	1	0	121327	121376	24	242727	4389	1.84	
0	1	0	0	0	0	0	1	0	0	1	0	107018	107651	4	214673	3092	1.46	
2	2	0	0	0	0	2	2	0	0	4	0	127401	131748	10	259159	3654	1.43	
1	1	0	0	0	0	1	1	0	1	1	0	102768	102994	3	205765	3641	1.80	
0	0	0	0	0	0	0	0	0	0	0	0	122268	123018	32	245318	4101	1.70	
16	7	0	0	0	0	16	7	0	0	19	4	114060	117074	34	231168	5294	2.34	
9	13	0	0	0	0	9	13	0	2	8	12	118865	119835	1	238701	2005	0.85	
29	24	0	0	0	0	29	24	0	3	34	16	813707	823696	108	1637511	26176	1.62	

Format 4B (with CEO)**Constituency-wise Information on Inclusions and Deletions****Continuous****Name of State : Tamil Nadu**

Name of District	Assembly Constituency		Number of Electors in Draft rolls under SR2014			Total claims lodged in Form 6, after publication of Draft rolls under SR2014 (01/10/2013 to 31/10/2013)			Total Claims admitted			Total Objections Lodged in Form 7 after publication of Draft rolls under SR2014 (01/10/2013 to 31/10/2013)		
			Male	Female	Others	Male	Female	Others	Male	Female	Others	Male	Female	Others
1	2	3	4	5	5a	6	7	7a	8	9	9a	10	11	11a
KARUR														
134	ARAVAKURICHI		93458	97676	0	1446	1814	0	1311	1586	0	22	32	0
135	KARUR		106185	114456	0	2028	2391	1	1861	2141	1	16	22	0
136	KRISHNARAYAPURAM (SC)		96042	98029	25	1194	1420	0	946	1055	0	0	0	0
137	KULITHALAI		98323	99170	1	1290	1548	0	1187	1403	0	22	21	0
Total			394008	409331	26	5958	7173	1	5305	6185	1	60	75	0
TIRUCHIRAPPALLI														
138	MANAPPARAI		125038	125607	1	1705	1951	0	1514	1735	0	4	3	0
139	SRIRANGAM		128743	131681	13	3281	3496	0	2944	3491	0	14	6	0
140	TIRUCHIRAPPALLI (WEST)		115817	120767	5	3559	3567	0	3362	3655	0	11	3	0
141	TIRUCHIRAPPALLI (EAST)		112107	115193	23	3050	3612	0	2815	2970	0	24	10	0
142	THIRUVERUMBUR		125079	124811	30	3001	2978	0	2603	2779	0	2	2	0
143	LALGUDI		94449	96872	10	1853	1770	0	1660	1781	0	0	0	0
144	MANACHANALLUR		102802	105545	5	1848	1927	0	1613	1830	0	4	0	0
145	MUSIRI		102215	104171	0	1072	1225	0	882	1105	0	2	0	0
146	THURAIYUR (SC)		99371	102833	0	1585	1764	0	1385	1723	0	0	0	0
Total			1005621	1027480	87	20954	22290	0	18778	21069	0	61	24	0
PERAMBALUR														
147	PERAMBALUR (SC)		126229	130612	10	3824	4373	0	3390	3793	0	68	54	0
148	KUNNAM		118982	119305	15	2832	3161	2	2643	3016	2	3	2	0
Total			245211	249917	25	6656	7534	2	6033	6809	2	71	56	0
ARIYALUR														
149	ARIYALUR		116748	116403	0	2199	2634	0	2095	2557	0	6	4	0
150	JAYANKONDAM		117513	116922	0	2349	3184	0	2130	3015	0	0	0	0
Total			234261	233325	0	4548	5818	0	4225	5572	0	6	4	0

**in Current Electoral Roll over Previous Roll
Revision, 2014**

Total Objections admitted			Suo-motudeletions after publication of Draft rolls under SR2014 (01/10/2013 to 31/10/2013)			Total Deletions subsequent to last publication of Draft rolls under SR2014 (01/10/2013 to 31/10/2013)				Number of Deletions (since Final rolls under SR2014 (01/10/2013 to 31/10/2013) due to			Electors as on date w.r.t. 1/1/2014 as qualifying date				Net change over final Rolls under SR2014	%change over prev. final roll
Male	Female	Others	Male	Female	Others	Male	Female	Others	Expired	Shifted	Repeated	Male	Female	Others	Total	(+/-)	(+/-)	
12	13	13a	14	15	15a	16	17	17a	18	19	20	21	22	22a	22b	23	24	
21	32	0	0	0	0	21	32	0	15	27	11	94729	99249	0	193978	5812	3.04	
13	19	0	0	0	0	13	19	0	0	32	0	107991	116619	2	224612	9937	4.50	
0	0	0	0	0	0	0	0	0	0	0	0	96968	99104	25	196097	7159	3.69	
22	19	0	0	0	0	22	19	0	23	17	1	99459	100583	1	200043	7465	3.78	
56	70	0	0	0	0	56	70	0	38	76	12	399147	415555	28	814730	30373	3.78	
0	0	0	0	0	0	0	0	0	0	0	0	126552	127342	1	253895	3249	1.30	
0	0	0	0	0	0	0	0	0	0	0	0	131687	135172	13	266872	6435	2.47	
0	0	0	0	0	0	0	0	0	0	0	0	119179	124422	5	243606	7017	2.97	
0	0	0	0	0	0	0	0	0	0	0	0	114922	118163	23	233108	5785	2.54	
0	0	0	0	0	0	0	0	0	0	0	0	127682	127590	30	255302	5382	2.15	
0	0	0	0	0	0	0	0	0	0	0	0	96109	98653	10	194772	3441	1.80	
0	0	0	0	0	0	0	0	0	0	0	0	104415	107375	5	211795	3443	1.65	
0	0	0	0	0	0	0	0	0	0	0	0	103097	105276	0	208373	1987	0.96	
0	0	0	0	0	0	0	0	0	0	0	0	100756	104556	0	205312	3108	1.54	
0	0	0	0	0	0	0	0	0	0	0	0	1024399	1048549	87	2073035	39847	1.96	
39	21	0	0	0	0	39	21	0	58	0	2	129580	134384	10	263974	7123	2.77	
2	2	0	0	0	0	2	2	0	3	0	1	121623	122319	17	243959	5657	2.37	
41	23	0	0	0	0	41	23	0	61	0	3	251203	256703	27	507933	12780	2.58	
6	4	0	0	0	0	6	4	0	0	0	0	118837	118956	0	237793	4642	1.99	
0	0	0	0	0	0	0	0	0	0	0	0	119643	119937	0	239580	5145	2.19	
6	4	0	0	0	0	6	4	0	0	0	0	238480	238893	0	477373	9787	2.09	

Format 4B (with CEO)**Constituency-wise Information on Inclusions and Deletions****Name of State : Tamil Nadu****Continuous**

Name of District	Assembly Constituency		Number of Electors in Draft rolls under SR2014			Total claims lodged in Form 6, after publication of Draft rolls under SR2014 (01/10/2013 to 31/10/2013)			Total Claims admitted			Total Objections Lodged in Form 7 after publication of Draft rolls under SR2014 (01/10/2013 to 31/10/2013)		
			Male	Female	Others	Male	Female	Others	Male	Female	Others	Male	Female	Others
1	2	3	4	5	5a	6	7	7a	8	9	9a	10	11	11a

CUDDALORE

151	TITTAKUDI (SC)		97844	97072	0	961	1196	0	737	971	0	9	10	0
152	VRIDDHACHALAM		109997	106319	4	2081	2413	0	1853	2132	0	0	0	0
153	NEYVELI		95300	91872	8	1600	1948	0	1361	1628	0	3	1	0
154	PANRUTI		105769	106976	7	1543	1412	0	1119	1294	0	1	0	0
155	CUDDALORE		103212	106598	18	2341	3595	0	2368	2983	0	0	0	0
156	KURINJIPADI		104053	101903	1	2249	2672	0	1845	2423	0	0	0	0
157	BHUVANAGIRI		113529	110250	0	2907	3353	0	1758	1991	0	0	0	0
158	CHIDAMBARAM		106044	106093	1	3002	3390	0	2018	2202	0	0	0	0
159	KATTUMANNARKOIL (SC)		101257	95619	3	1781	2113	0	1320	1637	0	1	0	0
Total			937005	922702	42	18465	22092	0	14379	17261	0	14	11	0

NAGAPATTINAM

160	SIRKAZHI (SC)		109226	109472	1	1166	1154	0	1112	1111	0	49	31	0
161	MAYILADUTHURAI		107756	105690	0	2453	2438	0	2381	2353	0	35	28	0
162	POOMPUHAR		119953	118095	0	1837	2068	0	1725	1963	0	7	6	0
163	NAGAPATTINAM		83954	85805	0	1480	1623	0	1321	1445	0	46	40	0
164	KILVELUR (SC)		77519	77137	0	905	1043	0	869	991	0	0	1	0
165	VEDARANYAM		85767	87139	0	1180	1360	0	1130	1306	0	14	30	0
Total			584175	583338	1	9021	9686	0	8538	9169	0	151	136	0

THIRUVARUR

166	THIRUTHURAIPOONDI (SC)		106186	105557	0	2131	2533	0	2004	2369	0	20	20	0
167	MANNARGUDI		112865	113430	0	2299	2706	0	2188	2576	0	91	69	0
168	THIRUVARUR		118377	118216	7	2724	3007	0	2605	2830	0	35	21	0
169	NANNILAM		124216	118858	0	2199	2700	0	2115	2618	0	180	198	0
Total			461644	456061	7	9353	10946	0	8912	10393	0	326	308	0

**in Current Electoral Roll over Previous Roll
Revision, 2014**

Total Objections admitted			Suo-motu deletions after publication of Draft rolls under SR2014 (01/10/2013 to 31/10/2013)			Total Deletions subsequent to last publication of Draft rolls under SR2014 (01/10/2013 to 31/10/2013)				Number of Deletions (since Final rolls under SR2014 (01/10/2013 to 31/10/2013) due to			Electors as on date w.r.t. 1/1/2014 as qualifying date				Net change over final Rolls under SR2014	% change over prev. final roll
Male	Female	Others	Male	Female	Others	Male	Female	Others	Expired	Shifted	Repeated	Male	Female	Others	Total	(+/-)	(+/-)	
12	13	13a	14	15	15a	16	17	17a	18	19	20	21	22	22a	22b	23	24	
9	10	0	0	0	0	9	10	0				98581	98024	0	196605	1689	0.87	
0	0	0	0	0	0	0	0	0	8	11	0	111852	108449	4	220305	3985	1.84	
2	1	0	0	0	0	2	1	0	0	0	0	96658	93500	8	190166	2986	1.60	
0	1	0	0	0	0	0	1	0	0	3	0	106892	108265	7	215164	2412	1.13	
0	0	0	0	0	0	0	0	0	0	1	0	105580	109581	18	215179	5351	2.55	
0	0	0	0	0	0	0	0	0	0	0	0	105897	104327	1	210225	4268	2.07	
0	0	0	0	0	0	0	0	0	0	0	0	115289	112239	0	227528	3749	1.68	
0	0	0	0	0	0	0	0	0	0	0	0	108062	108295	1	216358	4220	1.99	
0	0	0	0	0	0	0	0	0	0	0	0	102576	97257	3	199836	2957	1.50	
11	12	0	0	0	0	11	12	0	8	15	0	951387	939937	42	1891366	31617	1.70	
27	27	0	0	0	0	27	27	0	20	27	7	110311	110556	1	220868	2169	0.99	
31	28	0	0	0	0	31	28	0	49	6	2	110106	108015	0	218121	4675	2.19	
7	6	0	0	0	0	7	6	0	0	11	2	121671	120052	0	241723	3675	1.54	
46	40	0	0	0	0	46	40	0	16	21	35	85229	87210	0	172439	2680	1.58	
0	1	0	0	0	0	0	1	0	0	0	1	78388	78127	0	156515	1859	1.20	
14	30	0	0	0	0	14	30	0	19	23	2	86883	88415	0	175298	2392	1.38	
125	132	0	0	0	0	125	132	0	104	88	49	592588	592375	1	1184964	17450	1.49	
20	20	0	0	0	0	20	20	0	11	5	24	108170	107906	0	216076	4333	2.05	
88	69	0	0	0	0	88	69	0	132	22	3	114965	115937	0	230902	4607	2.04	
35	21	0	0	0	0	35	21	0	38	9	9	120947	121025	7	241979	5379	2.27	
91	98	0	0	0	0	91	98	0	149	38	2	126240	121378	0	247618	4544	1.87	
234	208	0	0	0	0	234	208	0	330	74	38	470322	466246	7	936575	18863	2.06	

Format 4B (with CEO)**Constituency-wise Information on Inclusions and Deletions****Name of State : Tamil Nadu****Continuous**

Name of District	Assembly Constituency		Number of Electors in Draft rolls under SR2014			Total claims lodged in Form 6, after publication of Draft rolls under SR2014 (01/10/2013 to 31/10/2013)			Total Claims admitted			Total Objections Lodged in Form 7 after publication of Draft rolls under SR2014 (01/10/2013 to 31/10/2013)		
			Male	Female	Others	Male	Female	Others	Male	Female	Others	Male	Female	Others
No	Name		4	5	5a	6	7	7a	8	9	9a	10	11	11a
1	2	3	4	5	5a	6	7	7a	8	9	9a	10	11	11a
THANJAVUR														
170	THIRUVIDAIMARUDUR (SC)		110225	105504	0	2147	2263	0	1940	2007	0	1	1	0
171	KUMBAKONAM		111057	110413	0	3580	3854	0	3278	3477	0	2	3	0
172	PAPANASAM		108949	107872	0	2216	2422	0	2049	2315	0	0	0	0
173	THIRUVAIYARU		114997	115817	0	1989	2237	0	1950	2238	0	0	0	0
174	THANJAVUR		117970	123078	0	4718	5145	0	4381	4787	0	9	8	0
175	ORATHANADU		105480	105619	0	1913	2329	0	1798	2157	0	5	4	0
176	PATTUKKOTTAI		101899	108562	9	2140	2347	5	2073	2112	5	0	4	0
177	PERAVURANI		95001	95443	0	1403	1506	0	1292	1391	0	1	1	0
Total			865578	872308	9	20106	22103	5	18761	20484	5	18	21	0

PUDUKKOTTAI

178	GANDHARVAKOTTAI (SC)		88312	83740	3	1491	1553	3	1406	1504	3	1	0	0
179	VIRALIMALAI		93555	91578	2	2455	2752	0	2304	2619	0	1	3	0
180	PUDUKKOTTAI		103099	104072	6	2532	2997	0	2433	2916	0	1	1	0
181	THIRUMAYAM		96008	97913	0	1921	1848	0	1786	1742	0	1	0	0
182	ALANGUDI		93157	92568	0	1257	1222	0	1166	1161	0	0	1	0
183	ARANTHANGI		96716	95200	0	3662	3400	0	3490	3266	0	2	2	0
Total			570847	565071	11	13318	13772	3	12585	13208	3	6	7	0

SIVAGANGA

184	KARAIKUDI		131206	132037	0	3359	3252	0	3333	3242	0	7	5	0
185	TIRUPPATTUR		123863	125716	0	2318	2341	0	2236	2324	0	2	2	0
186	SIVAGANGA		125537	126230	0	3212	3414	0	3197	3413	0	13	7	0
187	MANAMADURAI (SC)		119369	118660	0	2131	2359	0	2073	2352	0	4	2	0
Total			499975	502643	0	11020	11366	0	10839	11331	0	26	16	0

MADURAI

188	MELUR		110873	112292	0	3037	3212	0	2701	3066	0	19	26	0
189	MADURAI EAST		130221	131255	14	4320	4500	1	4047	4432	1	60	78	0
190	SHOLAVANDAN (SC)		98217	99534	2	2060	2342	0	1893	2228	0	0	1	0
191	MADURAI NORTH		112636	114948	14	3069	2862	5	2618	2782	5	7	8	0

**in Current Electoral Roll over Previous Roll
Revision, 2014**

Total Objections admitted			Suo-motu deletions after publication of Draft rolls under SR2014 (01/10/2013 to 31/10/2013)			Total Deletions subsequent to last publication of Draft rolls under SR2014 (01/10/2013 to 31/10/2013)					Number of Deletions (since Final rolls under SR2014 (01/10/2013 to 31/10/2013) due to			Electors as on date w.r.t. 1/1/2014 as qualifying date				Net change over final Rolls under SR2014	%change over prev. final roll
Male	Female	Others	Male	Female	Others	Male	Female	Others	Expired	Shifted	Repeated	Male	Female	Others	Total	(+/-)	(+/-)		
12	13	13a	14	15	15a	16	17	17a	18	19	20	21	22	22a	22b	23	24		
1	1	0	0	0	0	1	1	0	1	1	0	112163	107511	0	219674	3945	1.83		
0	0	0	0	0	0	0	0	0	0	0	0	114334	113891	0	228225	6755	3.05		
0	0	0	0	0	0	0	0	0	0	0	0	110999	110186	0	221185	4364	2.01		
0	0	0	0	0	0	0	0	0	0	0	0	116952	118050	0	235002	4188	1.81		
9	8	0	0	0	0	9	8	0	0	15	2	122334	127865	0	250199	9151	3.80		
5	4	0	0	0	0	5	4	0	6	0	3	107273	107772	0	215045	3946	1.87		
0	4	0	0	0	0	0	4	0	0	4	0	103970	110672	14	214656	4186	1.99		
1	1	0	0	0	0	1	1	0	0	2	0	96290	96835	0	193125	2681	1.41		
16	18	0	0	0	0	16	18	0	7	22	5	884315	892782	14	1777111	39216	2.26		
1	0	0	0	0	0	1	0	0	1	0	0	89718	85243	6	174967	2912	1.69		
0	0	0	0	0	0	0	0	0	0	0	0	95865	94191	2	190058	4923	2.66		
0	0	0	0	0	0	0	0	0	0	0	0	105534	106986	6	212526	5349	2.58		
0	1	0	0	0	0	0	1	0	0	1	0	97797	99651	0	197448	3527	1.82		
0	1	0	0	0	0	0	1	0	0	1	0	94325	93726	0	188051	2326	1.25		
0	0	0	0	0	0	0	0	0	0	0	0	100209	98463	0	198672	6756	3.52		
1	2	0	0	0	0	1	2	0	1	2	0	583448	578260	14	1161722	25793	2.27		
0	0	0	0	0	0	0	0	0	0	0	0	134539	135279	0	269818	6575	2.50		
0	0	0	0	0	0	0	0	0	0	0	0	126099	128040	0	254139	4560	1.83		
0	0	0	0	0	0	0	0	0	0	0	0	128734	129643	0	258377	6610	2.63		
0	0	0	0	0	0	0	0	0	0	0	0	121442	121012	0	242454	4425	1.86		
0	0	0	0	0	0	0	0	0	0	0	0	510814	513974	0	1024788	22170	2.21		
0	0	0	0	0	0	0	0	0	0	0	0	113574	115358	0	228932	5767	2.58		
13	18	0	0	0	0	13	18	0	5	4	22	134255	135669	15	269939	8449	3.23		
0	1	0	0	0	0	0	1	0	0	0	1	100110	101761	2	201873	4120	2.08		
4	6	0	0	0	0	4	6	0	0	10	0	115250	117724	19	232993	5395	2.37		

Format 4B (with CEO)**Constituency-wise Information on Inclusions and Deletions****Continuous****Name of State : Tamil Nadu**

Name of District	Assembly Constituency		Number of Electors in Draft rolls under SR2014			Total claims lodged in Form 6, after publication of Draft rolls under SR2014 (01/10/2013 to 31/10/2013)			Total Claims admitted			Total Objections Lodged in Form 7 after publication of Draft rolls under SR2014 (01/10/2013 to 31/10/2013)		
			Male	Female	Others	Male	Female	Others	Male	Female	Others	Male	Female	Others
1	2	3	4	5	5a	6	7	7a	8	9	9a	10	11	11a

MADURAI - Contd.

192	MADURAI SOUTH		103194	103750	1	2847	3080	4	2808	2857	4	3	2	0
193	MADURAI CENTRAL		110167	112322	2	3355	3538	0	3307	3491	0	113	73	0
194	MADURAI WEST		130945	129506	12	4247	4289	0	2577	3085	0	43	31	0
195	THIRUPARANKUNDRAM		128644	127880	11	5804	5941	1	5373	5502	1	7	2	0
196	THIRUMANGALAM		122457	126467	5	1919	2112	0	1696	2022	0	0	1	1
197	USILAMPATTI		128601	127052	5	3214	2822	0	2371	2411	0	6	2	0
Total			1175955	1185006	66	33872	34698	11	29391	31876	11	258	224	1

THENI

198	ANDIPATTI		117516	116976	10	2635	2763	1	2475	2613	1	1	0	0
199	PERIYAKULAM (SC)		114990	116147	47	4221	4227	8	4115	4162	8	5	2	0
200	BODINAYAKANUR		118889	119166	7	2897	3252	0	2782	3131	0	8	5	0
201	CUMBUM		119274	121674	16	3353	3529	5	3262	3474	5	0	3	0
Total			470669	473963	80	13106	13771	14	12634	13380	14	14	10	0

VIRUDHUNAGAR

202	RAJAPALAYAM		103196	105545	14	1930	2391	3	1930	2250	3	5	2	0
203	SRIVILLIPUTHUR (SC)		105120	106535	12	3612	3895	7	3440	3731	6	1	2	0
204	SATTUR		102189	104882	12	2246	2418	1	2147	2262	1	5	4	0
205	SIVAKASI		106102	108435	17	3305	3540	5	3086	3380	0	9	13	0
206	VIRUDHUNAGAR		96247	97300	32	2385	2908	2	2039	2199	1	21	13	0
207	ARUPPUKOTTAI		94804	97541	10	1990	2479	0	1668	1856	0	3	2	0
208	TIRUCHULI		96854	98508	5	1713	1635	0	1525	1554	1	87	102	0
Total			704512	718746	102	17181	19266	18	15835	17232	12	131	138	0

RAMANATHAPURAM

209	PARAMAKUDI (SC)		116039	115875	21	2862	2990	0	2796	2963	0	26	19	0
210	TIRUVADANAI		127386	124130	25	4184	4162	2	4017	4046	2	2	2	0
211	RAMANATHAPURAM		132124	131183	10	4488	4522	11	4111	4285	11	3	0	0
212	MUDHUKULATHUR		143005	140494	5	2632	2758	1	2491	2620	1	15	14	0
Total			518554	511682	61	14166	14432	14	13415	13914	14	46	35	0

**in Current Electoral Roll over Previous Roll
Revision, 2014**

Total Objections admitted			Suo-motu deletions after publication of Draft rolls under SR2014 (01/10/2013 to 31/10/2013)			Total Deletions subsequent to last publication of Draft rolls under SR2014 (01/10/2013 to 31/10/2013)					Number of Deletions (since Final rolls under SR2014 (01/10/2013 to 31/10/2013) due to			Electors as on date w.r.t. 1/1/2014 as qualifying date				Net change over final Rolls under SR2014	% change over prev. final roll
Male	Female	Others	Male	Female	Others	Male	Female	Others	Expired	Shifted	Repeated	Male	Female	Others	Total	(+/-)	(+/-)		
12	13	13a	14	15	15a	16	17	17a	18	19	20	21	22	22a	22b	23	24		
3	2	0	0	0	0	3	2	0	0	5	0	105999	106605	5	212609	5664	2.74		
42	33	0	0	0	0	42	33	0	55	17	3	113432	115780	2	229214	6723	3.02		
12	8	0	0	0	0	12	8	0	1	19	0	133510	132583	12	266105	5642	2.17		
0	0	0	0	0	0	0	0	0	0	0	0	134017	133382	12	267411	10876	4.24		
0	0	1	0	0	0	0	0	1	0	0	1	124153	128489	4	252646	3717	1.49		
3	1	0	0	0	0	3	1	0	0	4	0	130969	129462	5	260436	4778	1.87		
77	69	1	0	0	0	77	69	1	61	59	27	1205269	1216813	76	2422158	61131	2.59		
0	0	0	0	0	0	0	0	0	0	0	0	119992	119588	11	239591	5089	2.17		
0	0	0	0	0	0	0	0	0	0	0	0	119108	120306	55	239469	8285	3.58		
0	0	0	0	0	0	0	0	0	0	0	0	121678	122290	7	243975	5913	2.48		
0	0	0	0	0	0	0	0	0	0	0	0	122538	125146	21	247705	6741	2.80		
0	0	0	0	0	0	0	0	0	0	0	0	483316	487330	94	970740	26028	2.76		
5	1	0	0	0	0	5	1	0	0	6	0	105121	107794	17	212932	4177	2.00		
1	1	0	0	0	0	1	1	0	0	6	2	108559	110265	18	218842	7175	3.39		
4	3	0	0	0	0	4	2	0	0	0	0	104332	107142	13	211487	4404	2.13		
9	8	0	0	0	0	9	7	0	0	9	7	109179	111808	16	221003	6449	3.01		
2	3	0	0	0	0	2	3	0	0	1	4	98284	99496	33	197813	4234	2.19		
1	0	0	0	0	0	1	0	0	0	0	1	96471	99397	10	195878	3523	1.83		
0	0	0	0	0	0	0	0	0	0	0	0	98379	100062	6	198447	3080	1.58		
22	16	0	0	0	0	22	16	0	0	22	14	720325	735964	113	1456402	33042	2.32		
26	19	0	0	0	0	26	19	0	24	14	7	118802	118827	20	237649	5714	2.46		
2	2	0	0	0	0	2	2	0	2	2	0	131396	128179	27	259602	8061	3.20		
3	0	0	0	0	0	3	0	0	0	2	1	136229	135471	21	271721	8404	3.19		
15	14	0	0	0	0	15	14	0	8	7	14	145479	143102	6	288587	5083	1.79		
46	35	0	0	0	0	46	35	0	34	25	22	531906	525579	74	1057559	27262	2.65		

Format 4B (with CEO)**Constituency-wise Information on Inclusions and Deletions****Continuous****Name of State : Tamil Nadu**

Name of District	Assembly Constituency		Number of Electors in Draft rolls under SR2014			Total claims lodged in Form 6, after publication of Draft rolls under SR2014 (01/10/2013 to 31/10/2013)			Total Claims admitted			Total Objections Lodged in Form 7 after publication of Draft rolls under SR2014 (01/10/2013 to 31/10/2013)		
			Male	Female	Others	Male	Female	Others	Male	Female	Others	Male	Female	Others
1	2	3	4	5	5a	6	7	7a	8	9	9a	10	11	11a
THOOTHUKKUDI														
213	VILATHIKULAM		98117	98833	0	1508	1658	0	1415	1595	0	0	0	0
214	THOOTHUKKUDI		124593	125620	0	3793	3966	1	3582	3847	1	21	11	0
215	TIRUCHENDUR		104117	108160	0	2471	2643	0	2313	2510	0	0	0	0
216	SRIVAIKUNTAM		97124	98517	0	2621	2693	0	2463	2611	0	0	1	0
217	OTTAPIDARAM (SC)		99784	99918	0	2568	2729	0	2426	2598	0	1	0	0
218	KOVILPATTI		110574	111270	1	3498	3526	0	3044	3105	0	0	0	0
Total			634309	642318	1	16459	17215	1	15243	16266	1	22	12	0
TIRUNELVELI														
219	SANKARANKOVIL (SC)		109051	111497	0	2188	2394	2	1711	1861	2	17	24	0
220	VASUDEVANALLUR (SC)		105984	105550	0	2549	2945	0	2269	2621	0	6	2	0
221	KADAYANALLUR		126624	124340	1	2886	3092	0	2538	2687	0	23	60	0
222	TENKASI		123161	123148	1	2576	3152	0	2231	2817	0	5	4	0
223	ALANGULAM		113381	116872	0	2294	2638	3	2035	2352	1	1	15	0
224	TIRUNELVELI		122271	123646	8	3666	3952	6	3202	3367	4	0	0	0
225	AMBASAMUDRAM		108550	111289	0	2788	2916	0	2607	2825	0	36	42	0
226	PALAYAMKOTTAI		116210	117762	2	3824	4053	2	3631	3900	2	0	0	0
227	NANGUNERI		113651	113286	0	3071	3513	0	3003	3260	0	0	0	0
228	RADHAPURAM		114061	113223	0	2593	2989	3	2468	2807	3	0	0	0
Total			1152944	1160613	12	28435	31644	16	25695	28497	12	88	147	0
KANNIYAKUMARI														
229	KANNIYAKUMARI		132806	129950	10	3064	3556	3	2774	3240	3	2	2	0
230	NAGERCOIL		121045	121179	6	3992	4203	0	3879	4085	0	3	1	0
231	COLACHAL		124214	117092	6	1873	2089	0	1855	2028	0	0	0	0
232	PADMANABHAPURAM		110811	105316	11	1951	2254	2	1878	2189	2	0	0	0
233	VILAVANCODE		115438	116195	17	2234	2622	0	2087	2456	0	23	26	0
234	KILLIYOOR		120124	116684	14	2571	2806	1	2417	2630	1	3	2	0
Total			724438	706416	64	15686	17529	6	14890	16628	6	31	31	0
GRAND TOTAL			26893009	26856677	2996	691542	728520	406	627415	666293	355	2693	2517	1

**in Current Electoral Roll over Previous Roll
Revision, 2014**

Total Objections admitted			Suo-motu deletions after publication of Draft rolls under SR2014 (01/10/2013 to 31/10/2013)			Total Deletions subsequent to last publication of Draft rolls under SR2014 (01/10/2013 to 31/10/2013)					Number of Deletions (since Final rolls under SR2014 (01/10/2013 to 31/10/2013) due to			Electors as on date w.r.t. 1/1/2014 as qualifying date				Net change over final Rolls under SR2014	% change over prev. final roll
Male	Female	Others	Male	Female	Others	Male	Female	Others	Expired	Shifted	Repeated	Male	Female	Others	Total	(+/-)	(+/-)		
12	13	13a	14	15	15a	16	17	17a	18	19	20	21	22	22a	22b	23	24		
0	0	0	0	0	0	0	0	0	0	0	0	99532	100428	0	199960	3010	1.53		
20	11	0	0	0	0	20	11	0	20	11	0	128155	129456	1	257612	7399	2.96		
0	0	0	0	0	0	0	0	0	0	0	0	106430	110670	0	217100	4823	2.27		
0	1	0	0	0	0	0	1	0	0	1	0	99587	101127	0	200714	5073	2.59		
1	0	0	0	0	0	1	0	0	1	0	0	102209	102516	0	204725	5023	2.52		
0	0	0	0	0	0	0	0	0	0	0	0	113618	114375	1	227994	6149	2.77		
21	12	0	0	0	0	21	12	0	21	12	0	649531	658572	2	1308105	31477	2.47		
17	24	0	0	0	0	17	24	0	29	12	0	110745	113334	2	224081	3533	1.60		
6	2	0	0	0	0	6	2	0	2	6		108247	108169	0	216416	4882	2.31		
23	60	0	0	0	0	23	60	0	27	55	1	129139	126967	1	256107	5142	2.05		
5	4	0	0	0	0	5	4	0	1	8	0	125387	125961	1	251349	5039	2.05		
1	15	0	0	0	0	1	15	0	8	8	0	115415	119209	1	234625	4372	1.90		
0	0	0	0	0	0	0	0	0	0	0	0	125473	127013	12	252498	6573	2.67		
36	42	0	0	0	0	36	42	0	40	20	18	111121	114072	0	225193	5354	2.44		
0	0	0	0	0	0	0	0	0	0	0	0	119841	121662	4	241507	7533	3.22		
0	0	0	0	0	0	0	0	0	0	0	0	116654	116546	0	233200	6263	2.76		
0	0	0	0	0	0	0	0	0	0	0	0	116529	116030	3	232562	5278	2.32		
88	147	0	0	0	0	88	147	0	107	109	19	1178551	1188963	24	2367538	53969	2.33		
0	0	0	0	0	0	0	0	0	0	0	0	135580	133190	13	268783	6017	2.29		
0	0	0	0	0	0	0	0	0	0	0	0	124924	125264	6	250194	7964	3.29		
0	0	0	0	0	0	0	0	0	0	0	0	126069	119120	6	245195	3883	1.61		
0	0	0	0	0	0	0	0	0	0	0	0	112689	107505	13	220207	4069	1.88		
0	0	0	0	0	0	0	0	0	0	0	0	117525	118651	17	236193	4543	1.96		
0	0	0	0	0	0	0	0	0	0	0	0	122541	119314	15	241870	5048	2.13		
0	0	0	0	0	0	0	0	0	0	0	0	739328	723044	70	1462442	31524	2.20		
1951	1879	2	20	17	0	1971	1896	2	1114	2202	452	27518373	27521162	3341	55042876	1309202	2.44		

Booth Level Officers

Name of District	Total No. of BLOs	Number of Local BLOs	No. of BLOs - Departmentwise				
			Teachers	Revenue / Admn*	Engg	Medical	Others
THIRUVALLUR	2911	2911	2044	404	0	0	463
CHENNAI	3254	1810	1648	733	398	319	156
KANCHEEPURAM	3452	861	1848	961	0	0	643
VELLORE	3266	3266	536	1135	0	4	1591
KRISHNAGIRI	1609	387	760	350	0	1	498
DHARMAPURI	1337	1299	349	131	0	0	857
TIRUVANNAMALAI	2180	1426	678	1308	0	0	194
VILLUPURAM	2980	1636	2095	719	0	0	166
SALEM	2983	2983	2042	941	0	0	0
NAMAKKAL	1475	705	351	417	0	0	707
ERODE	1953	1953	395	134	0	5	1419
TIRUPPUR	2114	1486	693	162	0	0	1259
THE NILGIRIS	623	136	0	28	0	0	595
COIMBATORE	2462	1479	591	317	18	22	1514
DINDIGUL	1888	491	0	218	0	0	1670
KARUR	938	553	0	58	0	0	880
TIRUCHIRAPPALLI	2309	1093	508	511	0	0	1290
PERAMBALUR	590	590	36	198	0	0	356
ARIYALUR	556	100	20	238	0	0	298
CUDDALORE	2154	1969	74	573	0	0	1507
NAGAPATTINAM	1401	822	0	823	1	4	573
THIRUVARUR	1080	1080	37	690	0	0	353
THANJAVUR	2056	1174	106	1270	2	5	673
PUDUKKOTTAI	1376	458	0	722	0	0	654
SIVAGANGA	1211	547	96	508	0	0	607
MADURAI	2560	2572	300	1838	0	0	422
THENI	1097	925	199	107	0	0	791
VIRUDHUNAGAR	1696	984	73	239	0	9	1375
RAMANATHAPURAM	1225	496	229	388	0	0	608
THOOTHUKUDI	1413	469	61	432	0	0	920
TIRUNELVELI	2707	1724	13	352	0	0	2342
KANNIYAKUMARI	1562	1028	504	227	4	4	823
Total	60418	39413	16286	17132	423	373	26204

STATUS OF BLAs DEPLOYED BY POLITICAL PARTIES

DISTRICT	Name of the recognized political party and number of persons deployed as BLAs									Total
	BSP	BJP	CPI	INC	NCP	CPI(M)	AIADMK	DMK	DMDK	
THIRUVALLUR	101	0	675	2	0	0	766	867	1	2412
CHENNAI	0	0	0	255	0	0	2959	2135	159	5508
KANCHEEPURAM	11016	0	0	0	0	0	3481	3481	0	17978
VELLORE	623	3266	0	3266	0	0	3266	1623	0	12044
KRISHNAGIRI	0	0	0	0	0	0	1609	1609	0	3218
DHARMAPURI	0	0	0	207	0	54	1337	1337	1337	4272
TIRUVANNAMALAI	0	0	0	1340	0	0	2176	2180	0	5696
VILLUPURAM	0	0	0	0	0	0	2980	0	0	2980
SALEM	0	0	0	116	0	0	2983	2983	0	6082
NAMAKKAL	0	0	0	180	0	0	1475	1475	0	3130
ERODE	0	163	150	210	0	0	739	280	280	1822
TIRUPPUR	0	677	0	0	0	0	2026	1992	333	5028
THE NILGIRIS	623	0	0	0	0	0	623	0		1246
COIMBATORE	0	2462	2462	2462	0	0	2462	2462	2462	14772
DINDIGUL	0	0	0	1359	0	0	1888	1888	0	5135
KARUR	0	0	0	938	0	0	938	938	0	2814
TIRUCHIRAPPALLI	0	0	0	0	0	0	2309	0	0	2309
PERAMBALUR	0	384	0	0	0	0	590	0	0	974
ARIYALUR	0	0	0	0	0	0	556	226	535	1317
CUDDALORE	0	0	0	0	0	0	2150	2148	0	4298
NAGAPATTINAM	0	0	0	0	0	0	1401	1244	0	2645
THIRUVARUR	0	0	552	0	0	0	1080	1080	0	2712
THANJAVUR	0	0	59	699	0	0	1065	1065	0	2888
PUDUKKOTTAI	0	0	0	0	0	0	1375	856	0	2231
SIVAGANGA	0	0	0	0	0	0	1211	0	0	1211
MADURAI	0	0	0	570	0	0	2544	2539	0	5653
THENI	0	0	0	0	0	0	1097	1097	0	2194
VIRUDHUNAGAR	0	0	0	942	0	0	973	113	0	2028
RAMANATHAPURAM	0	0	0	0	0	0	1225	0	0	1225
THOOTHUKUDI	0	7	0	0	0	0	1413	1413	690	3523
TIRUNELVELI	0	0	0	0	0	0	2707	2707	966	6380
KANNIYAKUMARI	0	1300	0	818	0	0	1562	0	3	3683
Total	12363	8259	3898	13364	0	54	54966	39738	6766	139408

Format 1 B (with CEO) Constituency wise elector information (Gender Ratio)

Annex 2.6

Continuous Revision, 2014

Gender Ratio of State (as per Census 2011) 998

Gender Ratio of State (as per current Electoral roll) 1000

Name of District	Assembly Constituency	Gender Ratio of district as per Projected Census 2014	Electorals as per 2011 roll (on the basis of electoral roll used in Gen.Elections to Tamil Nadu Legislative Assembly)			Electorals as per previous roll, i.e., Final roll on 10/01/2014			Electorals as on date w.r.t. 1/1/2014 as qualifying date					
			Male	Female	Others	Sex Ratio	Male	Female	Others	Sex Ratio	Male	Female	Others	Sex
1	2	3	4	5	6	7	8	9	9a	10	11	12	12a	13
THIRUVALLUR														
1	GUMMIDIPOONDI	1007	107141	108262	12	1010	118133	120489	31	1020	120408	123082	31	1022
2	PONNERI (SC)	1006	101874	100553	28	987	110932	111085	55	1001	114097	114502	58	1004
3	TIRUTTANI	995	117511	118231	15	1006	126091	128292	18	1017	127510	129827	19	1018
4	THIRUVALLUR	997	104356	103501	13	992	113418	114655	14	1011	116932	118551	17	1014
5	POONAMALLEE (SC)	995	115756	113613	26	981	137436	136715	36	995	140712	140110	35	996
6	AVADI	980	141780	135759	29	958	173845	169566	55	975	179323	174928	57	975
7	MADURAVOYAL	967	138524	130917	26	945	169980	162589	70	957	178259	170633	79	957
8	AMBATTUR	989	136009	128876	30	948	152238	146316	54	961	159800	153759	60	962
9	MADAVARAM	968	139884	135694	36	970	173102	170436	60	985	180803	178404	64	987
10	THIRUVOTTIYUR	988	112240	109180	39	973	128490	126942	48	988	132001	130651	54	990
	Total	987	1215075	1184586	254	975	1403665	1387085	441	988	1449845	1434447	474	989
CHENNAI														
11	DR.RADHAKRISHNAN NAGAR	1010	92155	92927	25	1008	111649	113931	68	1020	116037	118244	74	1019
12	PERAMBUR	990	110653	109993	8	994	129557	130277	27	1006	134055	134648	30	1004
13	KOLATHUR	1010	99186	98710	27	995	121339	122842	48	1012	125775	127087	53	1010
14	VILLIVAKKAM	1004	91269	91688	12	1005	113899	115725	37	1016	117839	119670	44	1016
15	THIRU-VI-KA-NAGAR (SC)	1011	84624	85901	3	1015	103514	106540	18	1029	106764	109620	19	1027

1	2	3	4	5	6	7	8	9	9a	10	11	12	12a	13
16	EGMORE (SC)	1002	79306	79631	8	1004	89070	89705	18	1007	93257	93864	26	1007
17	ROYAPURAM	1013	75413	75911	9	1007	90355	91661	29	1014	92801	94054	34	1014
18	HARBOUR	893	75621	69531	31	919	91328	82268	49	901	95715	85924	50	898
19	CHEPAUK-THIRUVALLIKENI	948	89688	89815	7	1001	105129	106393	10	1012	108377	109735	14	1013
20	THOUSAND LIGHTS	1007	95640	96526	40	1009	111259	113500	72	1020	115108	117439	73	1020
21	ANNA NAGAR	992	108343	108082	15	998	130284	131464	41	1009	134745	135745	45	1007
22	VIRUGAMPAKKAM	974	103167	100271	20	972	129276	126328	47	977	135338	132000	52	975
23	SAIDAPET	954	105518	105337	25	998	127268	127846	66	1005	131530	132127	66	1005
24	THIYAGARAYANAGAR	993	93403	92234	23	987	110059	110046	36	1000	115437	114976	39	996
25	MYLAPORE	1022	101326	104739	13	1034	117191	122306	28	1044	122022	127008	29	1041
26	VELACHERY	1002	108725	108275	26	996	131899	131629	68	998	139105	138609	77	996
	Total	989	1514037	1509571	292	997	1813076	1822461	662	1005	1883905	1890750	725	1004
KANCHEEPURAM														
27	SHOZHINGANALLUR	982	182555	175041	0	959	243855	236993	46	972	257518	249421	50	969
28	ALANDUR	990	121022	118824	0	982	149705	147914	12	988	157575	155458	19	987
29	SRIPERUMBUDUR (SC)	970	104738	105674	0	1009	125952	127707	22	1014	130587	132358	27	1014
30	PALLAVARAM	994	140532	137066	0	975	175840	173570	30	987	184597	182071	36	986
31	TAMBARAM	975	129132	125758	0	974	163060	160405	40	984	171683	168925	43	984
32	CHENGALPATTU	988	127449	124906	0	980	161951	161352	66	996	168399	168000	73	998
33	THIRUPORUR	980	97350	94650	0	972	112888	111393	12	987	116365	115068	14	989
34	CHEYUR (SC)	994	88293	85571	0	969	97497	95892	22	984	99568	98156	28	986
35	MADURANTAKAM (SC)	1000	90472	89984	0	995	100641	103564	15	1029	102390	105898	17	1034
36	UTHIRAMERUR	985	96753	97445	0	1007	111377	112911	22	1014	112857	114815	22	1017
37	KANCHEEPURAM	997	117539	120252	0	1023	134276	137494	18	1024	137229	140937	20	1027
	Total	986	1295835	1275171	0	10845	1577042	1569195	305	995	1638768	1631107	349	995

Annex 2.6 (Contd.)

Name of District	Assembly Constituency	Gender Ratio of district as per Projected Census 2014	Electors as per 2011 roll (on the basis of electoral roll used in Gen.Elections to Tamil Nadu Legislative Assembly)				Electors as per previous roll, i.e., Final roll on 10/01/2014				Electors as on date w.r.t. 1/1/2014 as qualifying date			
			Male	Female	Others	Sex Ratio	Male	Female	Others	Sex Ratio	Male	Female	Others	Sex Ratio
1	2	3	4	5	6	7	8	9	9a	10	11	12	12a	13
VELLORE														
38	ARAKKONAM (SC)	988	79793	78499	0	984	101697	104047	8	1023	102859	105401	8	1025
39	SHOLINGUR	1002	98259	96670	0	984	120040	121163	0	1009	121111	122452	0	1011
40	KATPADI	1021	81602	83911	0	1028	104482	108279	13	1036	106408	110169	14	1035
41	RANIPET	1016	84652	85108	0	1005	112826	116525	0	1033	114948	119346	0	1038
42	ARCOT	1021	94815	96145	0	1014	114263	117910	1	1032	115751	119862	1	1036
43	VELLORE	1009	84982	86075	0	1013	111384	115030	10	1033	114552	118540	14	1035
44	ANAIKATTU	1009	82597	83909	0	1016	105404	107951	1	1024	107453	110414	1	1028
45	KILVAITHINANKUPPAM(SC)	1011	79047	79837	0	1010	95812	96282	1	1005	97479	97959	1	1005
46	GUDIYATTAM (SC)	1011	92764	92985	0	1002	119232	121560	0	1020	121771	124289	0	1021
47	VANIYAMBADI	995	83621	83172	0	995	105137	103987	1	989	106447	105302	3	989
48	AMBUR	1016	77331	78016	0	1009	98123	100499	1	1024	99597	102043	1	1025
49	JOLARPET	1011	85663	84957	0	992	107690	107637	0	1000	108655	108798	0	1001
50	TIRUPATTUR	977	79458	78770	0	991	106390	105855	10	995	107458	107058	10	996
	Total	1007	1104584	1108054	0	1003	1402480	1426725	46	1017	1424489	1451633	53	1019
KRISHNAGIRI														
51	UTHANGARAI (SC)	965	95259	91570	2	961	104818	101749	26	971	105846	102932	26	972
52	BARGUR	982	97739	94505	0	967	109386	107698	10	985	110551	109079	12	987
53	KRISHNAGIRI	1008	99498	100389	14	1009	114675	116313	28	1014	116623	118643	28	1017
54	VEPPANAHALLI	937	95799	89565	1	935	111012	104365	7	940	112266	105678	8	941
55	HOSUR	908	119965	109500	2	913	139655	128212	39	918	143967	132209	47	918
56	THALLI	960	96385	87980	0	913	111617	102960	3	922	113355	104865	5	925
	Total	958	604645	573509	19	949	691163	661297	113	957	702608	673406	126	958

1	2	3	4	5	6	7	8	9	9a	10	11	12	12a	13
DHARMAPURI														
57	PALACODU	942	92553	87439	1	945	101855	95207	1	935	103603	97183	2	938
58	PENNAGARAM	907	100782	94583	4	938	109883	101071	0	920	111877	103435	0	925
59	DHARMAPURI	963	110040	105797	7	961	118956	114281	48	961	121950	117537	48	964
60	PAPIREDDIPPATTI	953	106509	101897	6	957	118043	113871	1	965	119764	116050	1	969
61	HARUR (SC)	964	96973	91661	4	945	108061	103465	2	957	109606	105222	2	960
	Total	946	506857	481377	22	950	556798	527895	52	948	566800	539427	53	952
TIRUVANNAMALAI														
62	CHENGAM (SC)	995	106886	104534	0	978	116843	115570	0	989	118740	117762	0	992
63	TIRUVANNAMALAI	995	104935	107359	0	1023	117809	122195	12	1037	119897	124155	12	1036
64	KILPENNATHUR	994	102420	102677	0	1003	112109	113194	1	1010	113175	114370	1	1011
65	KALASAPAKKAM	994	90542	89043	0	983	103420	102989	0	996	104898	104926	0	1000
66	POLUR	994	98206	97299	0	991	108296	108038	0	998	109524	109887	0	1003
67	ARANI	995	107055	108783	0	1016	117970	121959	0	1034	119306	123651	0	1036
68	CHEYAR	994	105793	105215	0	995	115601	116717	0	1010	116767	118343	0	1013
69	VANDAVASI (SC)	994	100812	98091	0	973	108898	107524	0	987	109675	108469	0	989
	Total	994	816649	813001	0	996	900946	908186	13	1008	911982	921563	13	1011
VILLUPURAM														
70	GINGEE	1001	107649	105587	0	981	119496	119955	20	1004	121280	122172	19	1007
71	MAILAM	1000	93227	90301	0	969	102876	100791	13	980	103994	102268	13	983
72	TINDIVANAM (SC)	995	94342	94063	0	997	105647	106989	10	1013	107342	108986	11	1015
73	VANUR (SC)	973	98970	97084	0	981	106626	108045	14	1013	107320	108800	14	1014
74	VILLUPURAM	989	104416	104834	0	1004	119230	122677	35	1029	120598	124113	38	1029
75	VIKRAVANDI	977	94969	91658	0	965	106311	105557	14	993	107344	106671	16	994
76	TIRUKKOYILUR	986	100713	95722	0	950	114605	110422	22	964	115772	111642	24	964

Annex 2.6 (Contd.)

Name of District	Assembly Constituency	Name	Gender Ratio of district as per Projected Census 2014			Electors as per 2011 roll (on the basis of electoral roll used in Gen.Elections to Tamil Nadu Legislative Assembly)			Electors as per previous roll, i.e., Final roll on 10/01/2014			Electors as on date w.r.t. 1/1/2014 as qualifying date						
			4	5	6	Male	Female	Others	Sex Ratio	7	8	9	9a	Others	Sex Ratio	10	11	12
		3	4	5	6	7	8	9	9a	Others	Sex Ratio	10	11	12	12a	13		
77	ULUNDURPETTAI	1000	117127	111823	0	955	133334	128771	26	966	135290	131146	30	969				
78	RISHIVANDIYAM	980	106698	100027	0	937	120052	113589	53	946	121165	114799	53	947				
79	SANKARAPURAM	974	106325	102385	0	963	119492	117337	28	982	120711	118587	28	982				
80	KALLAKURICHI (SC)	980	110663	106526	0	963	126964	124183	21	978	128703	126276	21	981				
	Total	987	1135099	1100010	0	969	1274633	1258316	256	987	1289519	1275460	267	989				
SALEM																		
81	GANGAVALLI (SC)	1005	84759	85352	0	1007	102319	104972	16	1026	103745	106794	17	1029				
82	ATTUR (SC)	975	89769	91915	0	1024	107330	110901	6	1033	109309	113373	6	1037				
83	YERCAUD (ST)	1011	97726	97826	0	1001	120764	122141	7	1011	123137	125122	8	1016				
84	OMALUR	1001	106314	98309	0	925	128916	118317	16	918	131616	120871	17	918				
85	METTUR	967	96195	90425	0	940	126077	119188	24	945	128819	122011	24	947				
86	EDAPPADI	988	102601	97175	0	947	127558	120344	10	943	129895	122596	10	944				
87	SANKARI	1014	100044	93868	0	938	123045	117050	31	951	125002	118909	31	951				
88	SALEM (WEST)	988	97279	93677	0	963	126229	122829	20	973	129452	126236	24	975				
89	SALEM (NORTH)	989	97024	96565	0	995	123167	124926	27	1014	126474	128272	27	1014				
90	SALEM (SOUTH)	993	96343	96411	0	1001	124039	125327	26	1010	126661	128118	26	1012				
91	VEERAPANDI	946	96360	93055	0	966	113726	110155	12	969	115333	111875	12	970				
	Total	988	1064414	1034578	0	972	1323170	1296150	195	980	1349443	1324177	202	981				

1	2	3	4	5	6	7	8	9	9a	10	11	12	12a	13
NAMAKKAL														
92	RASIPURAM (SC)	967	98456	98211	0	998	104083	105143	1	1010	105871	107060	1	1011
93	SENTHAMANGALAM (ST)	1007	100018	100231	0	1002	109450	111308	2	1017	111627	113707	2	1019
94	NAMAKKAL	974	103887	105939	0	1020	113042	116451	20	1030	115166	118883	20	1032
95	PARAMATHI-VELUR	994	93073	95163	0	1022	97949	101966	1	1041	99205	103567	1	1044
96	TIRUCHENGODU	995	92665	92565	0	999	102008	103909	16	1019	103936	106090	16	1021
97	KUMARAPALAYAM	981	95607	94794	0	991	107735	108569	4	1008	109996	110853	4	1008
Total		986	583706	586903	0	1005	634267	647346	44	1021	645801	660160	44	1022
ERODE														
98	ERODE (EAST)	1005	83961	84358	7	1005	99493	100453	1	1010	101104	102076	2	1010
99	ERODE (WEST)	975	94446	93426	19	989	115039	114612	28	996	118470	118075	36	997
100	MODAKKURICHI	1011	92519	93517	1	1011	103418	107152	6	1036	104857	108877	9	1038
103	PERUNDURAI	1001	88380	86676	6	981	98726	99814	0	1011	100146	101446	0	1013
104	BHAVANI	967	98206	94955	4	967	109549	107708	7	983	110918	109246	0	985
105	ANTHIYUR	988	87829	84158	0	958	98195	96292	4	981	99417	97547	6	981
106	GOBICETTIPALAYAM	1014	103338	102192	4	989	115430	117311	4	1016	116699	118822	4	1018
107	BHAVANISAGAR (SC)	988	99584	97016	6	974	114921	114332	6	995	116084	115671	8	996
Total		993	748263	736298	47	984	854771	857674	56	1003	867695	871760	65	1005
TIRUPPUR														
101	DHARAPURAM (SC)	1011	103008	102083	0	991	112512	113565	4	1009	114104	115393	4	1011
102	KANGAYAM	998	97485	96079	3	986	106237	107573	13	1013	107957	109324	13	1013
112	AVANASHI (SC)	1015	97744	94988	3	972	113500	113885	15	1003	116315	117070	14	1006
113	TIRUPPUR (NORTH)	963	113497	102799	8	906	145575	133897	20	920	153675	141426	30	920

Annex 2.6 (Contd.)

Name of District	Assembly Constituency	Gender Ratio of district as per Projected Census 2014	Electors as per 2011 roll (on the basis of electoral roll used in Gen.Elections to Tamil Nadu Legislative Assembly)							Electors as per previous roll, i.e., Final roll on 10/01/2014			Electors as on date w.r.t. 1/1/2014 as qualifying date											
			No	Name	3	4	5	6	Female	Male	Others	Sex Ratio	7	8	9	Female	Male	Others	Sex Ratio	10	11	12	12a	13
114	TIRUPPUR (SOUTH)	960	87900	80001	4	910	111705	104316	15	934	116694	109224	18	936										
115	PALLADAM	983	117815	110763	0	940	143994	137642	7	956	152026	145975	16	960										
125	UDUMALPET	1010	100299	100087	0	998	112762	114987	6	1020	115626	118215	7	1022										
126	MADATHUKULAM	1012	89026	87256	0	980	101423	101764	5	1003	103598	104123	5	1005										
Total		991	806774	774056	18	959	947708	927629	85	979	979995	960750	107	980										
THE NILGIRIS																								
108	UDHAGAMANDALAM	1054	85332	85867	0	1006	93047	95761	0	1029	94929	97936	0	1032										
109	GUDALUR (SC)	1038	79888	79360	0	993	83403	84055	0	1008	84785	85496	0	1008										
110	COONOOR	1034	81206	83556	0	1029	86139	90724	0	1053	87779	92608	0	1055										
Total		1042	246426	248783	0	1010	262589	270540	0	1030	267493	276040	0	1032										
COIMBATORE																								
111	METTUPPALAYAM	1005	103499	102432	0	990	124947	126696	6	1014	128115	130187	11	1016										
116	SULUR	992	104383	101742	0	975	126272	126487	0	1002	131324	131988	8	1005										
117	KAVUNDAMPALAYAM	984	147113	142799	0	971	183298	179399	0	979	190083	186125	4	979										
118	COIMBATORE (NORTH)	993	110556	106825	0	966	136088	132431	0	973	141574	137595	6	972										
119	THONDAMUTHUR	998	104944	103043	0	982	132578	131123	0	989	137304	135761	12	989										
120	COIMBATORE (SOUTH)	997	98937	97819	0	989	111486	110495	5	991	114740	113463	10	989										
121	SINGANALLUR	1008	113217	110728	0	978	134312	131328	13	978	138949	135830	17	978										
122	KINATHUKADAVU	999	105964	105309	0	994	130194	130766	0	1004	135076	135437	7	1003										
123	POLLACHI	1010	86502	86891	0	1004	100694	103528	1	1028	103143	106253	4	1030										
124	VALPARAI (SC)	1006	79216	80939	0	1022	90025	92879	1	1032	91686	94609	3	1032										
Total		998	1054331	1038527	0	985	1269894	1265132	26	996	1311994	1307248	82	996										

1	2	3	4	5	6	7	8	9	9a	10	11	12	12a	13
DINDIGUL														
127	PALANI	1002	105498	104273	0	988	119145	119169	24	1000	121327	121376	24	1000
128	ODDANCHATRAM	997	98244	97671	0	994	105566	106011	4	1004	107018	107651	4	1006
129	ATHOOR	1006	112238	114150	0	1017	125642	129853	10	1034	127401	131748	10	1034
130	NILAKKOTTAI (SC)	983	90887	90250	0	993	101045	101076	3	1000	102768	102994	3	1002
131	NATHAM	1006	104017	103249	0	993	120365	120820	32	1004	122268	123018	32	1006
132	DINDIGUL	1007	95644	96431	2	1008	111429	114411	34	1027	114060	117074	34	1026
133	VEDASANDUR	982	105933	105563	0	997	117909	118786	1	1007	118865	119835	1	1008
	Total	998	712461	711587	2	999	801101	810126	108	1011	813707	823696	108	1012
KARUR														
134	ARAVAKURICHI	1023	84190	86274	0	1025	93458	97676	0	1045	94729	99249	0	1048
135	KARUR	1015	94805	99404	0	1049	106185	114456	0	1078	107991	116619	2	1080
136	KRISHNARAYAPURAM (SC)	1007	87174	87571	27	1005	96042	98029	25	1021	96968	99104	25	1022
137	KULITHALAI	1018	89533	90091	0	1006	98323	99170	1	1009	99459	100583	1	1011
	Total	1015	355702	363340	27	1021	394008	409331	26	1039	399147	415555	28	1041
TIRUCHIRAPPALLI														
138	MANAPPARAI	1008	108490	107688	0	993	125038	125607	1	1005	126552	127342	1	1006
139	SRIKANGAM	1012	110308	110654	0	1003	128743	131681	13	1023	131687	135172	13	1026
140	TIRUCHIRAPPALLI (WEST)	1029	101552	104046	0	1025	115817	120767	5	1043	119179	124422	5	1044
141	TIRUCHIRAPPALLI (EAST)	1022	99952	100947	0	1010	112107	115193	23	1028	114922	118163	23	1028
142	THIRUVERUMBUR	985	105510	103572	0	982	125079	124811	30	998	127682	127590	30	999
143	LALGUDI	1038	86465	88270	0	1021	94449	96872	10	1026	96109	98653	10	1026
144	MANACHANALLUR	1005	92772	93153	0	1004	102802	105545	5	1027	104415	107375	5	1028

Annex 2.6 (Contd.)

Name of District	Assembly Constituency	Gender Ratio of district as per Projected Census 2014	Electors as per 2011 roll (on the basis of electoral roll used in Gen.Elections to Tamil Nadu Legislative Assembly)			Electors as per previous roll, i.e., Final roll on 10/01/2014			Electors as on date w.r.t. 1/1/2014 as qualifying date					
			Male	Female	Others	Sex Ratio	Male	Female	Others	Sex Ratio	Male	Female	Others	Sex Ratio
1	2	3	4	5	6	7	8	9	9a	10	11	12	12a	13
145	MUSIRI	1002	92394	92319	0	999	102215	104171	0	1019	103097	105276	0	1021
146	THURAIYUR (SC)	1023	89696	91159	0	1016	99371	102833	0	1035	100756	104556	0	1038
	Total	1013	887139	891808	0	1005	1005621	1027480	87	1022	1024399	1048549	87	1024
PERAMBALUR														
147	PERAMBALUR (SC)	988	110496	114709	8	1038	126229	130612	10	1035	129580	134384	10	1037
148	KUNNAM	1031	103791	106419	7	1025	118982	119305	15	1003	121623	122319	17	1006
	Total	1008	214287	221128	15	1032	245211	249917	25	1019	251203	256703	27	1022
ARIYALUR														
149	ARIYALUR	1015	113968	115280	0	1012	116748	116403	0	997	118837	118956	0	1001
150	JAYANKONDAM	1012	111887	111873	0	1000	117513	116922	0	995	119643	119937	0	1002
	Total	1014	225855	227153	0	1006	234261	233325	0	996	238480	238893	0	1002
CUDDALORE														
151	TITTAKUDI (SC)	983	88711	87013	0	981	97844	97072	0	992	98581	98024	0	994
152	VRIDDHACHALAM	968	100059	95780	5	957	109997	106319	4	967	111852	108449	4	970
153	NEYVELI	971	85486	80591	0	943	95300	91872	8	964	96658	93500	8	967
154	PANRUTI	1000	97252	96634	0	994	105769	106976	7	1011	106892	108265	7	1013
155	CUDDALORE	1020	90834	91012	0	1002	103212	106598	18	1033	105580	109581	18	1038
156	KURINJIPADI	977	93381	88500	0	948	104053	101903	1	979	105897	104327	1	985
157	BHUVANAGIRI	980	105864	101605	0	960	113529	110250	0	971	115289	112239	0	974
158	CHIDAMBARAM	991	96560	94839	0	982	106044	106093	1	1000	108062	108295	1	1002
159	KATTUMANNARKOIL (SC)	990	94158	87838	0	933	101257	95619	3	944	102576	97257	3	948
	Total	987	852305	823812	5	967	937005	922702	42	985	951387	939937	42	988

1	2	3	4	5	6	7	8	9	9a	10	11	12	12a	13
NAGAPATTINAM														
160	SIRKAZHI (SC)	1005	98295	96449	0	981	109226	109472	1	1002	110311	110556	1	1002
161	MAYILADUTHURAI	1026	93889	90970	0	969	107756	105690	0	981	110106	108015	0	981
162	POOMPUHAR	1055	107702	104323	0	969	119953	118095	0	985	121671	120052	0	987
163	NAGAPATTINAM	1019	75241	76569	0	1018	83954	85805	0	1022	85229	87210	0	1023
164	KILVELUR (SC)	1020	70798	70333	0	993	77519	77137	0	995	78388	78127	0	997
165	VEDARANYAM	1020	77047	77908	0	1011	85767	87139	0	1016	86883	88415	0	1018
Total		1025	522972	516552	0	988	584175	583338	1	999	592588	592375	1	1000
THIRUVARUR														
166	THIRUTHURAIPOONDI(SC)	1031	97018	96654	0	996	106186	105557	0	994	108170	107906	0	998
167	MANNARGUDI	1025	102957	102378	0	994	112865	113430	0	1005	114965	115937	0	1008
168	THIRUVARUR	1025	104822	104511	4	997	118377	118216	7	999	120947	121025	7	1001
169	NANNILAM	992	112282	106382	0	947	124216	118858	0	957	126240	121378	0	961
Total		1017	417079	409925	4	983	461644	456061	7	988	470322	466246	7	991
THANJAVUR														
170	THIRUVIDAIMARUDUR(SC)	1006	100487	96099	0	956	110225	105504	0	957	112163	107511	0	959
171	KUMBAKONAM	1019	100582	99683	0	991	111057	110413	0	994	114334	113891	0	996
172	PAPANASAM	1038	99267	98784	0	995	108949	107872	0	990	110999	110186	0	993
173	THIRUVAIYARU	1003	103797	103295	0	995	114997	115817	0	1007	116952	118050	0	1009
174	THANJAVUR	1042	99424	102346	0	1029	117970	123078	0	1043	122334	127865	0	1045
175	ORATHANADU	1054	96550	96402	0	998	105480	105619	0	1001	107273	107772	0	1005
176	PATTUKKOTTAI	1081	90672	96921	0	1069	101899	108562	9	1065	103970	110672	14	1064
177	PERAVURANI	1046	86081	87192	0	1013	95001	95443	0	1005	96290	96835	0	1006
Total		1035	776860	780722	0	1005	865578	872308	9	1008	884315	892782	14	1010

Annex 2.6 (Contd.)

Name of District	Assembly Constituency	Gender Ratio of district as per Projected Census 2014	Electors as per 2011 roll (on the basis of electoral roll used in Gen.Elections to Tamil Nadu Legislative Assembly)			Electors as per previous roll, i.e., Final roll on 10/01/2014			Electors as on date w.r.t. 1/1/2014 as qualifying date					
			Male	Female	Sex Ratio	Male	Female	Sex Ratio	Male	Female	Others	Sex		
1	2	3	4	5	6	7	8	9	9a	10	11	12	12a	13
PUDUKKOTTAI														
178	GANDHARVAKOTTAI (SC)	1014	78485	74121	0	944	88312	83740	3	948	89718	85243	6	950
179	VIRALIMALAI	1007	81087	79294	0	978	93555	91578	2	979	95865	94191	2	983
180	PUDUKKOTTAI	997	88636	88703	5	1001	103099	104072	6	1009	105534	106986	6	1014
181	THIRUMAYAM	1013	83620	88265	0	1056	96008	97913	0	1020	97797	99651	0	1019
182	ALANGUDI	1044	84300	84336	0	1000	93157	92568	0	994	94325	93726	0	994
183	ARANTHANGI	1017	84792	85739	0	1011	96716	95200	0	984	100209	98463	0	983
	Total	1015	500920	500458	5	999	570847	565071	11	990	583448	578260	14	991
SIVAGANGA														
184	KARAIKUDI	1000	112451	114257	0	1016	131206	132037	0	1006	134539	135279	0	1006
185	TIRUPPATTUR	1009	107744	110569	0	1026	123863	125716	0	1015	126099	128040	0	1015
186	SIVAGANGA	1016	105862	107323	0	1014	125537	126230	0	1006	128734	129643	0	1007
187	MANAMADURAI (SC)	986	105213	105022	0	998	119369	118660	0	994	121442	121012	0	996
	Total	1003	431270	437171	0	1014	499975	502643	0	1005	510814	513974	0	1006
MADURAI														
188	MELUR	1044	98736	99675	0	1010	110873	112292	0	1013	113574	115358	0	1016
189	MADURAI EAST	975	116413	116483	0	1001	130221	131255	14	1008	134255	135669	15	1011
190	SHOLAVANDAN (SC)	1010	87112	86781	0	996	98217	99534	2	1013	100110	101761	2	1016
191	MADURAI NORTH	1012	97239	98280	0	1011	112636	114948	14	1021	115250	117724	19	1021

1	2	3	4	5	6	7	8	9	9a	10	11	12	12a	13
192	MADURAI SOUTH	1001	89491	89223	0	997	103194	103750	1	1005	105999	106605	5	1006
193	MADURAI CENTRAL	980	95847	96491	0	1007	110167	112322	2	1020	113432	115780	2	1021
194	MADURAI WEST	966	108051	105885	0	980	130945	129506	12	989	133510	132583	12	993
195	THIRUPARANKUNDRAM	986	107470	105899	0	985	128644	127880	11	994	134017	133382	12	995
196	THIRUMANGALAM	1020	109397	112403	0	1027	122457	126467	5	1033	124153	128489	4	1035
197	USILAMPATTI	925	108427	106954	0	986	128601	127052	5	988	130969	129462	5	988
	Total	990	1018183	1018074	0	1000	1175955	1185006	66	1008	1205269	1216813	76	1010
THENI														
198	ANDIPATTI	985	101764	101787	0	1000	117516	116976	10	995	119992	119588	11	997
199	PERIYAKULAM (SC)	984	97930	98586	1	1007	114990	116147	47	1010	119108	120306	55	1010
200	BODINAYAKANUR	996	100278	100334	0	1001	118889	119166	7	1002	121678	122290	7	1005
201	CUMBUM	1000	104185	106281	0	1020	119274	121674	16	1020	122538	125146	21	1021
	Total	991	404157	406988	1	1007	470669	473963	80	1007	483316	487330	94	1008
VIRUDHUNAGAR														
202	RAJAPALAYAM	1001	92240	93196	1	1010	103196	105545	14	1023	105121	107794	17	1025
203	SRIVILLIPUTHUR (SC)	1003	95081	96226	1	1012	105120	106535	12	1013	108559	110265	18	1016
204	SATTUR	1019	91342	93768	0	1027	102189	104882	12	1026	104332	107142	13	1027
205	SIVAKASI	1005	90360	91692	3	1015	106102	108435	17	1022	109179	111808	16	1024
206	VIRUDHUNAGAR	1000	84730	85263	14	1006	96247	97300	32	1011	98284	99496	33	1012
207	ARUPPUKKOTTAI	1011	87934	91154	1	1037	94804	97541	10	1029	96471	99397	10	1030
208	TIRUCHULI	1012	87969	89450	1	1017	96854	98508	5	1017	98379	100062	6	1017
	Total	1007	629656	640749	21	1018	704512	718746	102	1020	720325	735964	113	1022

Name of District	Assembly Constituency	Gender Ratio of district as per Projected Census 2014	Electors as per 2011 roll (on the basis of electoral roll used in Gen. Elections to Tamil Nadu Legislative Assembly)				Electors as per previous roll, i.e., Final roll on 10/01/2014				Electors as on date w.r.t. 1/1/2014 as qualifying date			
			Male	Female	Others	Sex Ratio	Male	Female	Others	Sex Ratio	Male	Female	Others	Sex Ratio
1	2	3	4	5	6	7	8	9	9a	10	11	12	12a	13
RAMANATHAPURAM														
209	PARAMAKUDI (SC)	923	102433	102667	0	1002	116039	115875	21	999	118802	118827	20	1000
210	TIRUVADANAI	1280	109265	108528	0	993	127386	124130	25	974	131396	128179	27	976
211	RAMANATHAPURAM	881	113325	112780	0	995	132124	131183	10	993	136229	135471	21	994
212	MUDHUKULATHUR	884	129198	127515	0	987	143005	140494	5	982	145479	143102	6	984
	Total	977	454221	451490	0	994	518554	511682	61	987	531906	525579	74	988
THOOTHUKKUDI														
213	VILATHIKULAM	1009	87482	87509	0	1000	98117	98833	0	1007	99532	100428	0	1009
214	THOOTHUKKUDI	976	106494	105975	0	995	124593	125620	0	1008	128155	129456	1	1010
215	TIRUCHENDUR	1085	92402	97549	0	1056	104117	108160	0	1039	106430	110670	0	1040
216	SRIVAIKUNTAM	1087	85556	90103	0	1053	97124	98517	0	1014	99587	101127	0	1015
217	OTTAPIDARAM (SC)	981	83967	82910	0	987	99784	99918	0	1001	102209	102516	0	1003
218	KOVILPATTI	1011	89918	90515	0	1007	110574	111270	1	1006	113618	114375	1	1007
	Total	1023	545819	554561	0	1016	634309	642318	1	1013	649531	658572	2	1014
TIRUNELVELI														
219	SANKARANKOVIL (SC)	894	95393	95253	0	999	109051	111497	0	1022	110745	113334	2	1023
220	VASUDEVANALLUR (SC)	1034	93420	92020	0	985	105984	105550	0	996	108247	108169	0	999
221	KADAYANALLUR	1024	108441	106213	1	979	126624	124340	1	982	129139	126967	1	983
222	TENKASI	1032	107777	107351	1	996	123161	123148	1	1000	125387	125961	1	1005
223	ALANGULAM	1053	100375	103356	0	1030	113381	116872	0	1031	115415	119209	1	1033

No	Name	Male	Female	Others	Sex Ratio	Male	Female	Others	Sex Ratio	Male	Female	Others	Sex Ratio
1	2	3	4	5	6	7	8	9	10	11	12	13	14
224	TIRUNELVELI	1010	102880	102118	6	993	122271	123646	8	1011	125473	127013	121012
225	AMBASAMUDRAM	1047	96156	97396	0	1013	108550	111289	0	1025	111121	114072	01027
226	PALAYAMKOTTAI	1026	98676	99005	2	1003	116210	117762	2	1013	119841	121662	41015
227	NANGUNERI	1016	95159	95459	0	1003	113651	113286	0	997	116654	116546	0 999
228	RADHAPURAM	1105	97996	96985	0	990	114061	113223	0	993	116529	116030	3 996
	Total	1023	996273	995156	10	999	1152944	1160613	12	1007	1178551	1189963	241009
KANNIYAKUMARI													
229	KANNIYAKUMARI	1018	120987	117614	0	972	132806	129950	10	978	135580	133190	13 982
230	NAGERCOIL	1025	105960	104801	0	989	121045	121179	6	1001	124924	125264	61003
231	COLACHAL	1024	116636	110826	0	950	124214	117092	6	943	126069	119120	6 945
232	PADMANABHAPURAM	1050	105609	101570	0	962	110811	105316	11	950	112689	107505	13 954
233	VILAVANCODE	1018	104271	103330	0	991	115438	116195	17	1007	117525	118651	171010
234	KILLIYOOR	978	108496	104410	0	962	120124	116684	14	971	122541	119314	15 974
	Total	1019	661959	642551	0	971	724438	706416	64	975	739328	723044	70 978
	GRAND TOTAL	998	23303813	23057649	742	989	26893009	26856677	2996	999	27518373	27521162	3341 1000

Format 2B (with CEO)**Constituency wise Elector information (Elector-Population ratio) - CR2014**

Name of State : Tamil Nadu

Population of state (projected for 2014)

Total Electors in State

Elector - Population Ratio in State

75114874

55042876

73.28

Name of District	Assembly Constituency	No	Name	Total Population (Projected for 2014)			Elector as per now proposed publication of final roll w.r.t. 1/1/2014 as qualifying date			Ratio of Electors to Population				
				Male	Female	Others	Total	Male	Female	Others	Male	Female	Others	Total
1	2	3	4	5	5a	6	7	8	8a	9	10	11	11a	12
1	Gummidipoondi		167543	168699	0	336242	120408	123082	31	243521	71.87	72.96	0.00	72.42
2	Ponneri		164866	165894	0	330760	114097	114502	58	228657	69.21	69.02	0.00	69.13
3	Tiruttani		193517	192624	0	386141	127510	129827	19	257356	65.89	67.40	0.00	66.65
4	Thiruvallur		163968	163453	0	327421	116932	118551	17	235500	71.31	72.53	0.00	71.93
5	Poonamallee		201564	200578	0	402142	140712	140110	35	280857	69.81	69.85	0.00	69.84
6	Avadi		253407	248255	0	501662	179323	174928	57	354308	70.76	70.46	0.00	70.63
7	Maduravoyal		258320	249704	0	508024	178259	170633	79	348971	69.01	68.33	0.00	68.69
8	Ambattur		235503	232958	0	468461	159800	153759	60	313619	67.85	66.00	0.00	66.95
9	Madvaram		231874	224392	0	456266	180803	178404	64	359271	77.97	79.51	0.00	78.74
10	Tiruvottiyur		183608	181314	0	364922	132001	130651	54	262706	71.89	72.06	0.00	71.99
	Total		2054170	2027871	0	4082041	1449845	1434447	474	2884766	70.58	70.74	0.00	70.67
CHENNAI														
11	DR.RADHAKRISHNAN NAGAR		148663	150171	0	298834	116037	118244	74	234355	78.05	78.74	0.00	78.42
12	PERAMBUR		183544	181780	0	365324	134055	134648	30	268733	73.04	74.07	0.00	73.56
13	KOLATHUR		151300	152787	0	304087	125775	127087	53	252915	83.13	83.18	0.00	83.17

I	2	3	4	5	5a	6	7	8	8a	9	10	11	11a	12
14	VILLIVAKKAM		137498	138080	0	275578	117839	119670	44	237553	85.70	86.67	0.00	86.20
15	THIRU-VI-KA-NAGAR (SC)		132285	133791	0	266076	106764	109620	19	216403	80.71	81.93	0.00	81.33
16	EGMORE (SC)		123429	123669	0	247098	93257	93864	26	187147	75.56	75.90	0.00	75.74
17	ROYAPURAM		124031	125677	0	249708	92801	94054	34	186889	74.82	74.84	0.00	74.84
18	HARBOUR		129484	115666	0	245150	95715	85924	50	181689	73.92	74.29	0.00	74.11
19	CHEPAUK-THIRUVALLIKENI		147043	139435	0	286478	108377	109735	14	218126	73.70	78.70	0.00	76.14
20	THOUSAND LIGHTS		150759	151882	0	302641	115108	117439	73	232620	76.35	77.32	0.00	76.86
21	ANNA NAGAR		159015	157731	0	316746	134745	135745	45	270535	84.74	86.06	0.00	85.41
22	VIRUGAMPAKKAM		164729	160515	0	325244	135338	132000	52	267390	82.16	82.24	0.00	82.21
23	SAIDAPET		163542	156027	0	319569	131530	132127	66	263723	80.43	84.68	0.00	82.52
24	THIYAGARAYANAGAR		132753	131795	0	264548	115437	114976	39	230452	86.96	87.24	0.00	87.11
25	MYLAPORE		140724	143889	0	284613	122022	127008	29	249059	86.71	88.27	0.00	87.51
26	VELACHERY		194942	195378	0	390320	139105	138609	77	277791	71.36	70.94	0.00	71.17
	Total		2383741	2358273	0	4742014	1883905	1890750	725	3775380	79.03	80.18	0.00	79.62
KANCHEEPURAM														
27	SHOZHINGANALLUR		307246	301612	0	608858	257518	249421	50	506989	83.81	82.70	0.00	83.27
28	ALANDUR		185196	183287	0	368483	157575	155458	19	313052	85.09	84.82	0.00	84.96
29	SRIPERUMBUDUR (SC)		210604	204355	0	414959	130587	132358	27	262972	62.01	64.77	0.00	63.37
30	PALLAVARAM		250076	248533	0	498609	184597	182071	36	366704	73.82	73.26	0.00	73.55
31	TAMBARAM		222286	216799	0	439085	171683	168925	43	340651	77.24	77.92	0.00	77.58
32	CHENGALPATTU		248996	245904	0	494900	168399	168000	73	336472	67.63	68.32	0.00	67.99
33	THIRUPORUR		167432	164089	0	331521	116365	115068	14	231447	69.50	70.13	0.00	69.81
34	CHEYEUR (SC)		123838	123066	0	246904	99568	98156	28	197752	80.40	79.76	0.00	80.09

Annex 2.7 (Contd.)

Name of District	Assembly Constituency	Total Population (Projected for 2014)					Electors as per now proposed publication of final roll w.r.t. 1/1/2014 as qualifying date					Ratio of Electors to Population		
		Male	Female	Others	Total	Male	Female	Others	Total	Male	Female	Others	Total	
1	2	3	4	5	5a	6	7	8	8a	9	10	11	11a	12
	35	MADURANTAKAM (SC)	150222	150283	0	300505	102390	105898	17	208305	68.16	70.47	0.00	69.32
	36	UTHIRAMERUR	135703	133728	0	269431	112857	114815	22	227694	83.16	85.86	0.00	84.51
	37	KANCHEEPURAM	220376	219783	0	440159	137229	140937	20	278186	62.27	64.13	0.00	63.20
		Total	2221975	2191439	0	4413414	1638768	1631107	349	3270224	73.75	74.43	0.00	74.10
VELLORE														
	38	ARAKKONAM (SC)	148544	146719	0	295263	102859	105401	8	208268	69.24	71.84	0.00	70.54
	39	SHOLINGUR	168710	169042	0	337752	121111	122452	0	243563	71.79	72.44	0.00	72.11
	40	KATPADI	143511	146501	0	290012	106408	110169	14	216591	74.15	75.20	0.00	74.68
	41	RANIPET	161036	163585	0	324621	114948	119346	0	234294	71.38	72.96	0.00	72.17
	42	ARCOT	170599	174186	0	344785	115751	119862	1	235614	67.85	68.81	0.00	68.34
	43	VELLORE	169039	170567	0	339606	114552	118540	14	233106	67.77	69.50	0.00	68.64
	44	ANAIKATTU	157099	158475	0	315574	107453	110414	1	217868	68.40	69.67	0.00	69.04
	45	KILVAITHINANKUPPAM (SC)	142545	144044	0	286589	97479	97959	1	195439	68.38	68.01	0.00	68.19
	46	GUDIYATTAM (SC)	184188	186237	0	370425	121771	124289	0	246060	66.11	66.74	0.00	66.43
	47	VANIYAMBADI	164253	163460	0	327713	106447	105302	3	211752	64.81	64.42	0.00	64.62
	48	AMBUR	135081	137249	0	272330	99597	102043	1	201641	73.73	74.35	0.00	74.04
	49	JOLARPET	137736	139223	0	276959	108655	108798	0	217453	78.89	78.15	0.00	78.51
	50	TIRUPATTUR	153688	150187	0	303875	107458	107058	10	214526	69.92	71.28	0.00	70.60
		Total	2036029	2049475	0	4085504	1424489	1451633	53	2876175	69.96	70.83	0.00	70.40

1	2	3	4	5	5a	6	7	8	8a	9	10	11	11a	12
KRISHNAGIRI														
51	UTHANGARAI (SC)	152459	147096	0	299555	105846	102932	26	208804	69.43	69.98	0.00	0.00	69.70
52	BARGUR	153552	150726	0	304278	110551	109079	12	219642	72.00	72.37	0.00	0.00	72.18
53	KRISHNAGIRI	171353	172778	0	344131	116623	118643	28	235294	68.06	68.67	0.00	0.00	68.37
54	VEPPANAHALLI	174919	163952	0	338871	112266	105678	8	217952	64.18	64.46	0.00	0.00	64.32
55	HOSUR	207068	188071	0	395139	143967	132209	47	276223	69.53	70.30	0.00	0.00	69.91
56	THALLI	155878	149622	0	305500	113355	104865	5	218225	72.72	70.09	0.00	0.00	71.43
	Total	1015229	972245	0	1987474	702608	673406	126	1376140	69.21	69.26	0.00	0.00	69.24
DHARMAPURI														
57	PALACODU	156265	147225	0	303490	103603	97183	2	200788	66.30	66.01	0.00	0.00	66.16
58	PENNAGARAM	160068	145238	0	305306	111877	103435	0	215312	69.89	71.22	0.00	0.00	70.52
59	DHARMAPURI	175791	169217	0	345008	121950	117537	48	239535	69.37	69.46	0.00	0.00	69.43
60	PAPPIREDDIPPATTI	163304	155560	0	318864	119764	116050	1	235815	73.34	74.60	0.00	0.00	73.95
61	HARUR (SC)	154758	149248	0	304006	109606	105222	2	214830	70.82	70.50	0.00	0.00	70.67
	Total	810186	766488	0	1576674	566800	539427	53	1106280	69.96	70.38	0.00	0.00	70.17
TIRUVANNAMALAI														
62	CHENGAM (SC)	166351	165440	0	331791	118740	117762	0	236502	71.38	71.18	0.00	0.00	71.28
63	TIRUVANNAMALAI	154376	153528	0	307904	119897	124155	12	244064	77.67	80.87	0.00	0.00	79.27
64	KILPENNATHUR	149636	148811	0	298447	113175	114370	1	227546	75.63	76.86	0.00	0.00	76.24
65	KALASAPAKKAM	147441	146630	0	294071	104898	104926	0	209824	71.15	71.56	0.00	0.00	71.35
66	POLUR	161488	160488	0	321976	109524	109887	0	219411	67.82	68.47	0.00	0.00	68.15
67	ARANI	174050	173095	0	347145	119306	123651	0	242957	68.55	71.44	0.00	0.00	69.99
68	CHEYAR	169386	168453	0	337839	116767	118343	0	235110	68.94	70.25	0.00	0.00	69.59
69	VANDAVASI (SC)	158635	157761	0	316396	109675	108469	0	218144	69.14	68.76	0.00	0.00	68.95
	Total	1281363	1274206	0	2555569	911982	921563	13	1833558	71.17	72.32	0.00	0.00	71.75

Annex 2.7 (Contd.)

Name of District	Assembly Constituency	Total Population (Projected for 2014)										Electors as per now proposed publication of final roll w.r.t. 1/1/2014 as qualifying date					Ratio of Electors to Population		
		No	Name	Male	Female	Others	Total	Male	Female	Others	Total	Male	Female	Others	Total	Male	Female	Others	Total
1	2	3	4	5	5a	6	7	8	8a	9	10	11	11a	12					
VILLUPURAM																			
70	GINGEE	169023	169118	0	338141	121280	122172	19	243471	71.75	72.24	0.00	72.00						
71	MAILAM	151919	151984	0	303903	103994	102268	13	206275	68.45	67.29	0.00	67.88						
72	TINDIVANAM (SC)	166566	165689	0	332255	107342	108986	11	216339	64.44	65.78	0.00	65.11						
73	VANUR (SC)	163967	159594	0	323561	107320	108800	14	216134	65.45	68.17	0.00	66.80						
74	VILLUPURAM	171215	169270	0	340485	120598	124113	38	244749	70.44	73.32	0.00	71.88						
75	VIKRAVANDI	154027	150497	0	304524	107344	106671	16	214031	69.69	70.88	0.00	70.28						
76	TIRUKKOYILUR	173069	170585	0	343654	115772	111642	24	227438	66.89	65.45	0.00	66.18						
77	ULUNDURPETTAI	183091	183076	0	366167	135290	131146	30	266466	73.89	71.63	0.00	72.77						
78	RISHIVANDIYAM	171610	168236	0	339846	121165	114799	53	236017	70.60	68.24	0.00	69.45						
79	SANKARAPURAM	174508	169981	0	344489	120711	118587	28	239326	69.17	69.76	0.00	69.47						
80	KALLAKURICHI (SC)	144843	141957	0	286800	128703	126276	21	255000	88.86	88.95	0.00	88.91						
	Total	1823839	1799988	0	3623826	1289519	1275460	267	2565246	70.70	70.86	0.00	70.79						
SALEM																			
81	GANGAVALLI (SC)	134219	134940	0	269159	103745	106794	17	210556	77.30	79.14	0.00	78.23						
82	ATTUR (SC)	164361	160245	0	324606	109309	113373	6	222688	66.51	70.75	0.00	68.60						
83	YERCAUD (ST)	132715	134170	0	266885	123137	125122	8	248267	92.78	93.26	0.00	93.02						
84	OMALUR	141911	142031	0	283942	131616	120871	17	252504	92.75	85.10	0.00	88.93						
85	METTUR	150967	145966	0	296933	128819	122011	24	250854	85.33	83.59	0.00	84.48						
86	EDAPPADI	131339	129711	0	261050	129895	122596	10	252501	98.90	94.51	0.00	96.73						

I	2	3	4	5	5a	6	7	8	8a	9	10	11	11a	12
87	SANKARI	149746	151833	0	301579	125002	118909	31	243942	83.48	78.32	0.00	80.89	
88	SALEM (WEST)	162743	160844	0	323587	129452	126236	24	255712	79.54	78.48	0.00	79.02	
89	SALEM (NORTH)	168990	167164	0	336154	126474	128272	27	254773	74.84	76.73	0.00	75.79	
90	SALEM (SOUTH)	157149	155971	0	313120	126661	128118	26	254805	80.60	82.14	0.00	81.38	
91	VEERAPANDI	166306	157353	0	323659	115333	111875	12	227220	69.35	71.10	0.00	70.20	
	Total	1660447	1640228	0	3300674	1349443	1324177	202	2673822	81.27	80.73	0.00	81.01	
NAMAKKAL														
92	RASIPURAM (SC)	145548	140704	0	286252	105871	107060	1	212932	72.74	76.09	0.00	74.39	
93	SENTHAMANGALAM (ST)	147548	148558	0	296106	111627	113707	2	225336	75.65	76.54	0.00	76.10	
94	NAMAKKAL	155159	151194	0	306353	115166	118883	20	234069	74.22	78.63	0.00	76.40	
95	PARAMATHI-VELUR	146425	145555	0	291980	99205	103567	1	202773	67.75	71.15	0.00	69.45	
96	TIRUCHENGODU	162222	161345	0	323567	103936	106090	16	210042	64.07	65.75	0.00	64.91	
97	KUMARAPALAYAM	151017	148073	0	299090	109996	110853	4	220853	72.84	74.86	0.00	73.84	
	Total	907919	895429	0	1803348	645801	660160	44	1306005	71.13	73.73	0.00	72.42	
ERODE														
98	ERODE (EAST)	134219	134940	0	269159	101104	102076	2	203182	75.33	75.65	0.00	75.49	
99	ERODE (WEST)	164361	160245	0	324606	118470	118075	36	236581	72.08	73.68	0.00	72.88	
100	MODAKKURICHI	132715	134170	0	266885	104857	108877	9	213743	79.01	81.15	0.00	80.09	
103	PERUNDURAI	141911	142031	0	283942	100146	101446	0	201592	70.57	71.43	0.00	71.00	
104	BHAVANI	150967	145966	0	296933	110918	109246	0	220164	73.47	74.84	0.00	74.15	
105	ANTHIYUR	131339	129711	0	261050	99417	97547	6	196970	75.69	75.20	0.00	75.45	
106	GOBICHETTIPALAYAM	149746	151833	0	301579	116699	118822	4	235525	77.93	78.26	0.00	78.10	
107	BHAVANISAGAR (SC)	162743	160844	0	323587	116084	115671	8	231763	71.33	71.92	0.00	71.62	
	Total	1168002	1159740	0	2327741	867695	871760	65	1739520	74.29	75.17	0.00	74.73	

Annex 2.7 (Contd.)

Name of District	Assembly Constituency	Total Population (Projected for 2014)					Electors as per now proposed publication of final roll w.r.t. 1/1/2014 as qualifying date					Ratio of Electors to Population		
		Male	Female	Others	Total	Male	Female	Others	Total	Male	Female	Others	Total	
1	2	3	4	5	5a	6	7	8	8a	9	10	11	11a	12
TIRUPPUR														
101	DHARAPURAM (SC)	151771	153498	0	305269	114104	115393	4	229501	75.18	75.18	0.00	75.18	75.18
102	KANGAYAM	146221	145909	0	292130	107957	109324	13	217294	73.83	74.93	0.00	74.38	74.38
112	AVANASHI (SC)	171359	174012	0	345371	116315	117070	14	233399	67.88	67.28	0.00	67.58	67.58
113	TIRUPPUR (NORTH)	248976	239876	0	488852	153675	141426	30	295131	61.72	58.96	0.00	60.37	60.37
114	TIRUPPUR (SOUTH)	192375	184670	0	377045	116694	109224	18	225936	60.66	59.15	0.00	59.92	59.92
115	PALLADAM	238041	234031	0	472072	152026	145975	16	298017	63.87	62.37	0.00	63.13	63.13
125	UDUMALPET	158443	160036	0	318479	115626	118215	7	233848	72.98	73.87	0.00	73.43	73.43
126	MADATHUKULAM	137466	139068	0	276534	103598	104123	5	207726	75.36	74.87	0.00	75.12	75.12
	Total	1444652	1431100	0	2875752	979995	960750	107	1940852	67.84	67.13	0.00	67.49	67.49
THE NILGIRIS														
108	UDHAGAMANDALAM	117471	123872	0	241343	94929	97936	0	192865	80.81	79.06	0.00	79.91	79.91
109	GU DALUR (SC)	120639	125187	0	245826	84785	85496	0	170281	70.28	68.29	0.00	69.27	69.27
110	COONOOR	118204	122202	0	240406	87779	92608	0	180387	74.26	75.78	0.00	75.03	75.03
	Total	356314	371261	0	727575	267493	276040	0	543533	75.07	74.35	0.00	74.70	74.70
COIMBATORE														
111	METTUPPALAYAM	158547	159327	0	317874	128115	130187	11	258313	80.81	81.71	0.00	81.26	81.26
116	SULUR	185307	183791	0	369098	131324	131988	8	263320	70.87	71.81	0.00	71.34	71.34
117	KAVUNDAMPALAYAM	256815	252804	0	509619	190083	186125	4	376212	74.02	73.62	0.00	73.82	73.82
118	COIMBATORE (NORTH)	199271	197811	0	397082	141574	137595	6	279175	71.05	69.56	0.00	70.31	70.31

I	2	3	4	5	5a	6	7	8	8a	9	10	11	11a	12
119	THONDAMUTHUR	203354	202874	0	406228	137304	135761	12	273077	67.52	66.92	0.00	67.22	
120	COIMBATORE(SOUTH)	141468	141075	0	282543	114740	113463	10	228213	81.11	80.43	0.00	80.77	
121	SINGANAILUR	181004	182496	0	363500	138949	135830	17	274796	76.77	74.43	0.00	75.60	
122	KINATHUKADAVU	167064	166827	0	333891	135076	135437	7	270519	80.85	81.18	0.00	81.02	
123	POLLACHI	126771	128038	0	254809	103143	106253	4	209400	81.36	82.99	0.00	82.18	
124	VALPARAI (SC)	113475	114175	0	227650	91686	94609	3	186298	80.80	82.86	0.00	81.84	
	Total	1733076	1729218	0	3462294	1311994	1307248	82	2619323	75.70	75.60	0.00	75.65	
DINDIGUL														
127	PALANI	178793	179135	0	357928	121327	121376	24	242727	67.86	67.76	0.00	67.81	
128	ODDANCHATRAM	146071	145611	0	291682	107018	107651	4	214673	73.26	73.93	0.00	73.60	
129	ATHOOR	157153	158113	0	315266	127401	131748	10	259159	81.07	83.33	0.00	82.20	
130	NILAKKOTTAI (SC)	147666	145174	0	292840	102768	102994	3	205765	69.59	70.95	0.00	70.27	
131	NATHAM	157153	158113	0	315266	122268	123018	32	245318	77.80	77.80	0.00	77.81	
132	DINDIGUL	155996	157149	0	313145	114060	117074	34	231168	73.12	74.50	0.00	73.82	
133	VEDASANDUR	166079	163050	0	329129	118865	119835	1	238701	71.57	73.50	0.00	72.53	
	Total	1108911	1106345	0	2215256	813707	823696	108	1637511	73.38	74.45	0.00	73.92	
KARUR														
134	ARAVAKURICHI	122924	125729	0	248653	94729	99249	0	193978	77.06	78.94	0.00	78.01	
135	KARUR	144940	147081	0	292021	107991	116619	2	224612	74.51	79.29	0.00	76.92	
136	KRISHNARAYAPURAM (SC)	136337	137298	0	273635	96968	99104	25	196097	71.12	72.18	0.00	71.66	
137	KULITHALAI	144869	147409	0	292278	99459	100583	1	200043	68.65	68.23	0.00	68.44	
	Total	549070	557517	0	1106587	399147	415555	28	814730	72.70	74.54	0.00	73.63	

Name of District	Assembly Constituency	Total Population (Projected for 2014)			Electors as per now proposed publication of final roll w.r.t. 1/1/2014 as qualifying date						Ratio of Electors to Population			
		Male	Female	Others	Male	Female	Others	Total	Male	Female	Others	Total		
1	2	3	4	5	5a	6	7	8	8a	9	10	11	11a	12
TIRUCHIRAPPALLI														
	138	MANAPPARAI	175280	176643	0	351923	126552	127342	1	253895	72.20	72.09	0.00	72.15
	139	SRIKANGAM	177952	180152	0	358104	131687	135172	13	266872	74.00	75.03	0.00	74.52
	140	TIRUCHIRAPPALLI (WEST)	166674	171577	0	338251	119179	124422	5	243606	71.50	72.52	0.00	72.02
	141	TIRUCHIRAPPALLI (EAST)	159828	163280	0	323108	114922	118163	23	233108	71.90	72.37	0.00	72.15
	142	THIRUVERUMBUR	174886	172288	0	347174	127682	127590	30	255302	73.01	74.06	0.00	73.54
	143	LALGUDI	129603	134499	0	264102	96109	98653	10	194772	74.16	73.35	0.00	73.75
	144	MANACHANALLUR	146757	147548	0	294305	104415	107375	5	211795	71.15	72.77	0.00	71.96
	145	MUSIRI	138109	138406	0	276515	103097	105276	0	208373	74.65	76.06	0.00	75.36
	146	THURAIYUR (SC)	132205	135266	0	267471	100756	104556	0	205312	76.21	77.30	0.00	76.76
		Total	1401294	1419659	0	2820953	1024399	1048549	87	2073035	73.10	73.86	0.00	73.49
PERAMBALUR														
	147	PERAMBALUR (SC)	189826	187558	0	377384	129580	134384	10	263974	68.26	71.65	0.00	69.95
	148	KUNNAM	161115	166187	0	327302	121623	122319	17	243959	75.49	73.60	0.00	74.54
		Total	350941	353745	0	704686	251203	256703	27	507933	71.58	72.57	0.00	72.08
ARIYALUR														
	149	ARIYALUR	163328	165854	0	329182	118837	118956	0	237793	72.76	71.72	0.00	72.24
	150	JAYANKONDAM	164253	166182	0	330435	119643	119937	0	239580	72.84	72.17	0.00	72.50
		Total	327581	332036	0	659617	238480	238893	0	477373	72.80	71.95	0.00	72.37

I	2	3	4	5	5a	6	7	8	8a	9	10	11	11a	12
CUDDALORE														
151	TITTAKUDI (SC)	137717	135417	0	273134	98581	98024	0	196605	71.58	72.39	0.00	71.98	
152	VRIDDHACHALAM	164086	158815	0	322901	111852	108449	4	220305	68.17	68.29	0.00	68.23	
153	NEYVELI	150406	146009	0	296415	96658	93500	8	190166	64.26	64.04	0.00	64.16	
154	PANRUTI	156169	156193	0	312362	106892	108265	7	215164	68.45	69.32	0.00	68.88	
155	CUDDALORE	152706	155703	0	308409	105580	109581	18	215179	69.14	70.38	0.00	69.77	
156	KURINJIPADI	152559	149098	0	301657	105897	104327	1	210225	69.41	69.97	0.00	69.69	
157	BHUVANAGIRI	150086	147156	0	297242	115289	112239	0	227528	76.82	76.27	0.00	76.55	
158	CHIDAMBARAM	155788	154432	0	310220	108062	108295	1	216358	69.36	70.12	0.00	69.74	
159	KATTUMANNARKOIL (SC)	144768	143282	0	288050	102576	97257	3	199836	70.86	67.88	0.00	69.38	
	Total	1364285	1346104	0	2710389	951387	939937	42	1891366	69.74	69.83	0.00	69.78	
NAGAPATTINAM														
160	SIRKAZHI (SC)	156031	156754	0	312785	110311	110556	1	220868	70.70	70.53	0.00	70.61	
161	MAYILADUTHURAI	139901	143514	0	283415	110106	108015	0	218121	78.70	75.26	0.00	76.96	
162	POOMPUHAR	172583	182142	0	354725	121671	120052	0	241723	70.50	65.91	0.00	68.14	
163	NAGAPATTINAM	118531	120731	0	239262	85229	87210	0	172439	71.90	72.23	0.00	72.07	
164	KILVELUR (SC)	112019	114241	0	226260	78388	78127	0	156515	69.98	68.39	0.00	69.17	
165	VEDARANYAM	119063	121447	0	240510	86883	88415	0	175298	72.97	72.80	0.00	72.89	
	Total	818128	838829	0	1656957	592588	592375	1	1184964	72.43	70.62	0.00	71.51	
THIRUVARUR														
166	THIRUTHURAIPOONDI(SC)	147256	151867	0	299123	108170	107906	0	216076	73.46	71.05	0.00	72.24	
167	MANNARGUDI	153474	157338	0	310812	114965	115937	0	230902	74.91	73.69	0.00	74.29	
168	THIRUVARUR	166560	170672	0	337232	120947	121025	7	241979	72.61	70.91	0.00	71.75	
169	NANNILAM	174218	172780	0	346998	126240	121378	0	247618	72.46	70.25	0.00	71.36	

Annex 2.7 (Contd.)

Name of District	Assembly Constituency	Total Population (Projected for 2014)						Electors as per now proposed publication of final roll w.r.t. 1/1/2014 as qualifying date						Ratio of Electors to Population		
		No	Name	Male	Female	Others	Total	Male	Female	Others	Total	Male	Female	Others	Total	
1	2	3	4	5	5a	6	7	8	8a	9	10	11	11a	12		
	Total		641508	652657	0	1294165	470322	466246	7	936575	73.32	71.44	0.00	72.37		
THANJAVUR																
170		THIRUIDAIMARUDUR (SC)	157736	158644	0	316380	112163	107511	0	219674	71.11	67.77	0.00	69.43		
171		KUMBAKONAM	164293	167485	0	331778	114334	113891	0	228225	69.59	68.00	0.00	68.79		
172		PAPANASAM	155391	161335	0	316726	110999	110186	0	221185	71.43	68.30	0.00	69.83		
173		THIRUVAIYARU	163934	164449	0	328383	116952	118050	0	235002	71.34	71.79	0.00	71.56		
174		THANJAVUR	160740	167420	0	328160	122334	127865	0	250199	76.11	76.37	0.00	76.24		
175		ORATHANADU	138147	145663	0	283810	107273	107772	0	215045	77.65	73.99	0.00	75.77		
176		PATTUKKOTTAI	141966	153410	0	295376	103970	110672	14	214656	73.24	72.14	0.00	72.67		
177		PERAVURANI	132118	138130	0	270248	96290	96835	0	193125	72.88	70.10	0.00	71.46		
	Total		1214325	1256536	0	2470861	884315	892782	14	1777111	72.82	71.05	0.00	71.92		
PUDUKKOTTAI																
178		GANDHARVAKOTTAI (SC)	125224	126980	0	252204	89718	85243	6	174967	71.65	67.13	0.00	69.38		
179		VIRALIMALAI	142101	143117	0	285218	95865	94191	2	190058	67.46	65.81	0.00	66.64		
180		PUDUKKOTTAI	149100	148704	0	297804	105534	106986	6	212526	70.78	71.95	0.00	71.36		
181		THIRUMAYAM	136351	138104	0	274455	97797	99651	0	197448	71.72	72.16	0.00	71.94		
182		ALANGUDI	130260	135978	0	266238	94325	93726	0	188051	72.41	68.93	0.00	70.63		
183		ARANTHANGI	145472	147971	0	293443	100209	98463	0	198672	68.89	66.54	0.00	67.70		
	Total		828508	840854	0	1669362	583448	578260	14	1161722	70.42	68.77	0.00	69.59		

1	2	3	4	5	5a	6	7	8	8a	9	10	11	11a	12
SIVAGANGA														
184	KARAIKUDI		179500	179457	0	358957	134539	135279	0	269818	74.95	75.38	0.00	75.17
185	TIRUPPATTUR		173453	174988	0	348441	126099	128040	0	254139	72.70	73.17	0.00	72.94
186	SIVAGANGA		173019	175848	0	348867	128734	129643	0	258377	74.40	73.72	0.00	74.06
187	MANAMADURAI (SC)		172966	170482	0	343448	121442	121012	0	242454	70.21	70.98	0.00	70.59
	Total		698938	700774	0	1399712	510814	513974	0	1024788	73.08	73.34	0.00	73.21
MADURAI														
188	MELUR		141575	147793	0	289368	113574	115358	0	228932	80.22	78.05	0.00	79.11
189	MADURAI EAST		195196	190400	0	385596	134255	135669	15	269939	68.78	71.25	0.00	70.01
190	SHOLAVANDAN (SC)		141786	143191	0	284977	100110	101761	2	201873	70.61	71.07	0.00	70.84
191	MADURAI NORTH		165228	167161	0	332389	115250	117724	19	232993	69.75	70.43	0.00	70.10
192	MADURAI SOUTH		133294	133441	0	266735	105999	106605	5	212609	79.52	79.89	0.00	79.71
193	MADURAI CENTRAL		131760	129174	0	260934	113432	115780	2	229214	86.09	89.63	0.00	87.84
194	MADURAI WEST		170087	164257	0	334344	133510	132583	12	266105	78.50	80.72	0.00	79.59
195	THIRUPARANKUNDRAM		190553	187958	0	378511	134017	133382	12	267411	70.33	70.96	0.00	70.65
196	THIRUMANGALAM		165576	168849	0	334425	124153	128489	4	252646	74.98	76.10	0.00	75.55
197	USILAMPATTI		168313	155706	0	324019	130969	129462	5	260436	77.81	83.15	0.00	80.38
	Total		1603368	1587930	0	3191298	1205269	1216813	76	2422158	75.17	76.63	0.00	75.90
THENI														
198	ANDIPATTI		158513	156148	0	314661	119992	119588	11	239591	75.70	76.59	0.00	76.14
199	PERIYAKULAM (SC)		168182	165526	0	333708	119108	120306	55	239469	70.82	72.68	0.00	71.76
200	BODINAYAKANUR		160686	160016	0	320702	121678	122290	7	243975	75.72	76.42	0.00	76.08
201	CUMBUM		163216	163221	0	326437	122538	125146	21	247705	75.08	76.67	0.00	75.88
	Total		650597	644911	0	1295508	483316	487330	94	970740	74.29	75.57	0.00	74.93

Annex 2.7 (Contd.)

Name of District	Assembly Constituency	Total Population (Projected for 2014)					Electors as per now proposed publication of final roll w.r.t. 1/1/2014 as qualifying date					Ratio of Electors to Population		
		Male	Female	Others	Total	Male	Female	Others	Total	Male	Female	Others	Total	
1	2	3	4	5	5a	6	7	8	8a	9	10	11	11a	12
VIRUDHUNAGAR														
	202	RAJAPALAYAM	140268	140367	0	280635	105121	107794	17	212932	74.94	76.79	0.00	75.88
	203	SRIVILLIPUTHUR(SC)	154329	154779	0	309108	108559	110265	18	218842	70.34	71.24	0.00	70.80
	204	SATTUR	147011	149832	0	296843	104332	107142	13	211487	70.97	71.51	0.00	71.25
	205	SIVAKASI	149265	149999	0	299264	109179	111808	16	221003	73.14	74.54	0.00	73.85
	206	VIRUDHUNAGAR	136778	136745	0	273523	98284	99496	33	197813	71.86	72.76	0.00	72.32
	207	ARUPPUKOTTAI	138106	139586	0	277692	96471	99397	10	195878	69.85	71.21	0.00	70.54
	208	TIRUCHULI	132458	133994	0	266452	98379	100062	6	198447	74.27	74.68	0.00	74.48
		Total	998215	1005302	0	2003517	720325	735964	113	1456402	72.16	73.21	0.00	72.69
RAMANATHAPURAM														
	209	PARAMAKUDI (SC)	174973	161455	0	336428	118802	118827	20	237649	67.90	73.60	0.00	70.64
	210	TIRUVADANAI	151540	193922	0	345462	131396	128179	27	259602	86.71	66.10	0.00	75.15
	211	RAMANATHAPURAM	201748	177826	0	379574	136229	135471	21	271721	67.52	76.18	0.00	71.59
	212	MUDHUKULATHUR	183795	162448	0	346243	145479	143102	6	288587	79.15	88.09	0.00	83.35
		Total	712056	695651	0	1407707	531906	525579	74	1057559	74.70	75.55	0.00	75.13
THOOTHUKKUDI														
	213	VILATHIKULAM	128000	129133	0	257133	99532	100428	0	199960	77.76	77.77	0.00	77.77
	214	THOOTHUKKUDI	184374	179954	0	364328	128155	129456	1	257612	69.51	71.94	0.00	70.71
	215	TIRUCHENDUR	149277	161978	0	311255	106430	110670	0	217100	71.30	68.32	0.00	69.75
	216	SRIVAIKUNTAM	135437	147203	0	282640	99587	101127	0	200714	73.53	68.70	0.00	71.01
	217	OTTAPIDARAM (SC)	130888	128340	0	259228	102209	102516	0	204725	78.09	79.88	0.00	78.97
	218	KOVILPATTI	150846	152546	0	303392	113618	114375	1	227994	75.32	74.98	0.00	75.15
		Total	878822	899154	0	1777976	649531	658572	2	1308105	73.91	73.24	0.00	73.57

I	2	3	4	5	5a	6	7	8	8a	9	10	11	11a	12
TIRUNELVELI														
219	SANKARANKOVIL (SC)	156577	139985	0	296562	110745	113334	2	224081	70.73	80.96	0.00	0.00	75.56
220	VASUDEVANALLUR (SC)	136279	140848	0	277127	108247	108169	0	216416	79.43	76.80	0.00	0.00	78.09
221	KADAYANALLUR	166178	170225	0	336403	129139	126967	1	256107	77.71	74.59	0.00	0.00	76.13
222	TENKASI	159826	164941	0	324767	125387	125961	1	251349	78.45	76.37	0.00	0.00	77.39
223	ALANGULAM	154584	162758	0	317342	115415	119209	1	234625	74.66	73.24	0.00	0.00	73.93
224	TIRUNELVELI	181268	183116	0	364384	125473	127013	12	252498	69.22	69.36	0.00	0.00	69.29
225	AMBASAMUDRAM	153877	161082	0	314959	111121	114072	0	225193	72.21	70.82	0.00	0.00	71.50
226	PALAYAMKOTTAI	169690	174078	0	343768	119841	121662	4	241507	70.62	69.89	0.00	0.00	70.25
227	NANGUNERI	174590	177376	0	351966	116654	116546	0	233200	66.82	65.71	0.00	0.00	66.26
228	RADHAPURAM	145437	160721	0	306158	116529	116030	3	232562	80.12	72.19	0.00	0.00	75.96
	Total	1598308	1635130	0	3233436	1178551	1188963	24	2367538	73.74	72.71	0.00	0.00	73.22
KANNIYAKUMARI														
229	KANNIYAKUMARI	187240	190551	0	377791	135580	133190	13	268783	72.41	69.90	0.00	0.00	71.15
230	NAGERCOIL	166909	171108	0	338017	124924	125264	6	250194	74.85	73.21	0.00	0.00	74.02
231	COLACHAL	136019	139270	0	275289	126069	119120	6	245195	92.68	85.53	0.00	0.00	89.07
232	PADMANABHAPURAM	166106	174444	0	340550	112689	107505	13	220207	67.84	61.63	0.00	0.00	64.66
233	VILAVANCODE	144084	146666	0	290750	117525	118651	17	236193	81.57	80.90	0.00	0.00	81.24
234	KILLIYOOR	156996	153591	0	310587	122541	119314	15	241870	78.05	77.68	0.00	0.00	77.88
	Total	957354	975629	0	1932983	739328	723044	70	1462442	77.23	74.11	0.00	0.00	75.66
	GRAND TOTAL	3759151	37515723	0	75114874	27518373	27521162	3341	55042876	73.19	73.36	0.00	0.00	73.28

District Age-Cohort Wise Elector Information

Name of District: **THIRUVALLUR** Year of Revision **2014**
 District Population in numbers (projected upto the year of current revision) [**X**] **4082041**
 District Population of 18+ only (projected upto year of current revision) [**Y**] **2771854**

Age Cohort	Projected Census Popln. in age cohort (projected up to year of current revision)	%age of (2) to 'X' i.e. total projected Population as per census	Electors as per now proposed publication of Final Roll w.r.t. 1/1/2014 as qualifying date	%age of (4) to 'X' i.e. total population as per voter roll	%age of (4) to 'Y' i.e. registered voters vs eligible voters	Difference between % of projected popln. & electorate in particular age-cohort
1	2	3	4	5	6	7
18-19	117712	2.88	73968	1.81	2.67	1.07
20-29	694696	17.02	585124	14.33	21.11	2.69
30-39	696197	17.06	779174	19.09	28.11	-2.03
40-49	555042	13.60	628629	15.40	22.68	-1.80
50-59	374812	9.18	420313	10.30	15.16	-1.12
60-69	205859	5.04	253537	6.21	9.15	-1.17
70-79	89861	2.20	109573	2.68	3.95	-0.48
80+	37675	0.92	34448	0.84	1.24	0.08
District Total	2771854	67.90	2884766	70.67	104.07	-2.77

1	2	3	4	5	6	7
Name of District : CHENNAI Year of Revision 2014						
District Population in numbers (projected upto the year of current revision) [X] 4742014						
District Population of 18+ only (projected upto year of current revision) [Y] 3547136						
18-19	137307	2.90	96823	2.04	2.73	0.86
20-29	848239	17.89	736668	15.53	20.77	2.36
30-39	872766	18.40	993345	20.95	28.00	-2.55
40-49	704165	14.85	798942	16.85	22.52	-2.00
50-59	497523	10.49	562552	11.86	15.86	-1.37
60-69	279700	5.90	347980	7.34	9.81	-1.44
70-79	139356	2.94	171694	3.62	4.84	-0.68
80+	68080	1.44	67376	1.42	1.90	0.02
District Total	3547136	74.80	3775380	79.62	106.43	-4.82
Name of District: KANCHEEPURAM Year of Revision 2014						
District Population in numbers (projected upto the year of current revision) [X] 4413414						
District Population of 18+ only (projected upto year of current revision) [Y] 2980326						
18-19	124511	2.82	82120	1.86	2.76	0.96
20-29	774433	17.55	667999	15.14	22.41	2.41
30-39	739863	16.76	911831	20.66	30.60	-3.90
40-49	566702	12.84	685617	15.53	23.00	-2.69
50-59	392557	8.89	458241	10.38	15.38	-1.49
60-69	224893	5.10	288927	6.55	9.69	-1.45
70-79	108413	2.46	132407	3.00	4.44	-0.54
80+	48954	1.11	43082	0.98	1.45	0.13
District Total	2980326	67.53	3270224	74.10	109.73	-6.57

Annex 2.8 (Contd.)

Age Cohort	Projected Census Popln. in age cohort (projected up to year of current revision)	%age of (2) to 'X' i.e. total projected Population as per census	Electors as per now proposed publication of Final Roll w.r.t. 1/1/2014 as qualifying date	%age of (4) to 'X' i.e. total population as per voter roll	%age of (4) to 'Y' i.e. registered voters vs eligible voters	Difference between % of projected popln. & electorate in particular age-cohort
1	2	3	4	5	6	7
Name of District: VELLORE Year of Revision 2014						
District Population in numbers (projected upto the year of current revision) [X] 4085504						
District Population of 18+ only (projected upto year of current revision) [Y] 2866269						
18-19	139889	3.42	80648	1.97	2.81	1.45
20-29	761497	18.64	592994	14.51	20.69	4.13
30-39	654438	16.02	718367	17.58	25.06	-1.56
40-49	539414	13.20	605926	14.83	21.14	-1.63
50-59	387432	9.48	426181	10.43	14.87	-0.95
60-69	228089	5.58	271160	6.64	9.46	-1.06
70-79	110661	2.71	132459	3.24	4.62	-0.53
80+	44849	1.10	48440	1.19	1.69	-0.09
District Total	2866269	70.16	2876175	70.40	100.35	-0.24

1	2	3	4	5	6	7
Name of District : KRISHNAGIRI Year of Revision 2014						
District Population in numbers (projected upto the year of current revision) [X] 1987474						
District Population of 18+ only (projected upto year of current revision) [Y] 1342959						
18-19	70362	3.54	43564	2.19	3.24	1.35
20-29	363214	18.28	306991	15.45	22.86	2.83
30-39	318734	16.04	353217	17.77	26.30	-1.73
40-49	257117	12.94	280442	14.11	20.88	-1.17
50-59	171668	8.64	193569	9.74	14.41	-1.10
60-69	95413	4.80	116631	5.87	8.68	-1.07
70-79	46536	2.34	58052	2.92	4.32	-0.58
80+	19915	1.00	23674	1.19	1.76	-0.19
District Total	1342959	67.57	1376140	69.24	102.47	-1.67
Name of District: DHARMAPURI Year of Revision 2014						
District Population in numbers (projected upto the year of current revision) [X] 1576674						
District Population of 18+ only (projected upto year of current revision) [Y] 1083085						
18-19	56122	3.56	38191	2.42	3.53	1.14
20-29	275980	17.50	217923	13.82	20.12	3.68
30-39	249254	15.81	273963	17.38	25.29	-1.57
40-49	215698	13.68	237960	15.09	21.97	-1.41
50-59	144880	9.19	166789	10.58	15.40	-1.39
60-69	86326	5.48	100773	6.39	9.30	-0.91
70-79	39463	2.50	51657	3.28	4.77	-0.78
80+	15362	0.97	19024	1.21	1.76	-0.24
District Total	1083085	68.69	1106280	70.17	102.14	-1.48

Annex 2.8 (Contd.)

1	2	3	4	5	6	7
Age Cohort	Projected Census Popln. in age cohort (projected up to year of current revision)	%age of (2) to 'X' i.e. total projected Population as per census	Electors as per now proposed publication of Final Roll w.r.t. 1/1/2014 as qualifying date	%age of (4) to 'X' i.e. total population as per voter roll	%age of (4) to 'Y' i.e. registered voters vs eligible voters	Difference between % of projected popln. & electorate in particular age-cohort
Name of District: TIRUVANNAMALAI Year of Revision 2014						
District Population in numbers (projected upto the year of current revision) [X] 2555569						
District Population of 18+ only (projected upto year of current revision) [Y] 1799883						
18-19	86618	3.39	57104	2.23	3.17	1.16
20-29	470015	18.39	368469	14.42	20.47	3.97
30-39	409523	16.02	452711	17.71	25.15	-1.69
40-49	328761	12.86	366739	14.35	20.38	-1.49
50-59	242548	9.49	266293	10.42	14.80	-0.93
60-69	153538	6.01	186821	7.31	10.38	-1.30
70-79	78230	3.06	99083	3.88	5.50	-0.82
80+	30650	1.20	36338	1.42	2.02	-0.22
District Total	1799883	70.43	1833558	71.75	101.87	-1.32

1	2	3	4	5	6	7
Name of District : VILUPPURAM		Year of Revision			2014	
District Population in numbers (projected upto the year of current revision) [X]		3623827				
District Population of 18+ only (projected upto year of current revision) [Y]		2479611				
18-19	124677	3.44	79835	2.20	3.22	1.24
20-29	659475	18.20	532748	14.70	21.49	3.50
30-39	576758	15.92	647180	17.86	26.10	-1.94
40-49	458576	12.65	524429	14.47	21.15	-1.82
50-59	323522	8.93	363288	10.02	14.65	-1.09
60-69	203118	5.61	246207	6.79	9.93	-1.18
70-79	96998	2.68	127690	3.52	5.15	-0.84
80+	36487	1.01	43869	1.21	1.77	-0.20
District Total	2479611	68.43	2565246	70.79	103.45	-2.36

Name of District : SALEM		Year of Revision			2014	
District Population in numbers (projected upto the year of current revision) [X]		3634943				
District Population of 18+ only (projected upto year of current revision) [Y]		2574674				
18-19	118830	3.27	76864	2.11	2.99	1.16
20-29	610780	16.80	507037	13.95	19.69	2.85
30-39	577566	15.89	641560	17.65	24.92	-1.76
40-49	511075	14.06	570421	15.69	22.16	-1.63
50-59	376229	10.35	416170	11.45	16.16	-1.10
60-69	225714	6.21	271380	7.47	10.54	-1.26
70-79	111528	3.07	139449	3.84	5.42	-0.77
80+	42952	1.18	50941	1.40	1.98	-0.22
District Total	2574674	70.83	2673822	73.56	103.85	-2.73

Annex 2.8 (Contd.)

1	2	3	4	5	6	7
Age Cohort	Projected Census Popln. in age cohort (projected up to year of current revision)	%age of (2) to 'X' i.e. total projected Population as per census	Electors as per now proposed publication of Final Roll w.r.t. 1/1/2014 as qualifying date	%age of (4) to 'X' i.e. total population as per voter roll	%age of (4) to 'Y' i.e. registered voters vs eligible voters	Difference between % of projected popln. & electorate in particular age-cohort
Name of District : NAMAKKAL						
Year of Revision 2014						
District Population in numbers (projected upto the year of current revision) [X] 1803348						
District Population of 18+ only (projected upto year of current revision) [Y] 1318808						
18-19	67047	3.72	34759	1.93	2.64	1.79
20-29	298825	16.57	224429	12.45	17.02	4.12
30-39	277196	15.37	294128	16.31	22.30	-0.94
40-49	256462	14.22	282408	15.66	21.41	-1.44
50-59	201195	11.16	214173	11.88	16.24	-0.72
60-69	128538	7.13	151372	8.39	11.48	-1.26
70-79	65131	3.61	78492	4.35	5.95	-0.74
80+	24414	1.35	26244	1.46	1.99	-0.11
District Total	1318808	73.13	1306005	72.42	99.03	0.71

1	2	3	4	5	6	7
Name of District : ERODE Year of Revision 2014						
District Population in numbers (projected upto the year of current revision) [X] 2327742						
District Population of 18+ only (projected upto year of current revision) [Y] 1734178						
18-19	69466	2.98	37405	1.61	2.16	1.37
20-29	361260	15.52	273099	11.73	15.75	3.79
30-39	377009	16.20	395599	16.99	22.81	-0.79
40-49	350419	15.05	382673	16.44	22.07	-1.39
50-59	279655	12.01	300496	12.91	17.33	-0.9
60-69	173710	7.46	205813	8.84	11.87	-1.38
70-79	87905	3.78	105866	4.55	6.10	-0.77
80+	34754	1.49	38569	1.66	2.22	-0.17
District Total	1734178	74.50	1739520	74.73	100.31	-0.23
Name of District : THE NILGIRIS Year of Revision 2014						
District Population in numbers (projected upto the year of current revision) [X] 727575						
District Population of 18+ only (projected upto year of current revision) [Y] 554030						
18-19	24524	3.37	11777	1.62	2.13	1.75
20-29	124175	17.07	95868	13.18	17.3	3.89
30-39	122566	16.85	129608	17.81	23.39	-0.96
40-49	115820	15.92	125514	17.25	22.65	-1.33
50-59	89924	12.36	94450	12.98	17.05	-0.62
60-69	48852	6.71	56548	7.77	10.21	-1.06
70-79	20538	2.82	23105	3.18	4.17	-0.36
80+	7631	1.05	6663	0.92	1.2	0.13
District Total	554030	76.15	543533	74.7	98.11	1.45

Annex 2.8 (Contd.)

Age Cohort	Projected Census Popln. in age cohort (projected up to year of current revision)	%age of (2) to 'X' i.e. total projected Population as per census	Electors as per now proposed publication of Final Roll w.r.t. 1/1/2014 as qualifying date	%age of (4) to 'X' i.e. total population as per voter roll	%age of (4) to 'Y' i.e. registered voters vs eligible voters	Difference between % of projected popln. & electorate in particular age-cohort
1	2	3	4	5	6	7
Name of District : COIMBATORE						
			Year of Revision	2014		
District Population in numbers (projected upto the year of current revision) [X]				3462294		
District Population of 18+ only (projected upto year of current revision) [Y]				2750443		
18-19	102589	2.96	59239	1.71	2.15	1.25
20-29	481700	13.91	473178	13.67	17.20	0.24
30-39	638968	18.46	633968	18.31	23.05	0.15
40-49	596427	17.23	589820	17.04	21.44	0.19
50-59	432044	12.48	423003	12.22	15.38	0.26
60-69	292952	8.46	271999	7.86	9.89	0.60
70-79	159910	4.62	127396	3.68	4.63	0.94
80+	45853	1.32	40720	1.18	1.48	0.14
District Total	2750443	79.44	2619323	75.65	95.23	3.79

1	2	3	4	5	6	7
Name of District :	DINDIGUL		Year of Revision	2014		
District Population in numbers (projected upto the year of current revision) [X]				2215256		
District Population of 18+ only (projected upto year of current revision) [Y]				1605599		
18-19	72885	3.26	42870	1.92	2.67	1.34
20-29	372737	16.67	287388	12.85	17.9	3.82
30-39	364887	16.32	392311	17.54	24.43	-1.22
40-49	323412	14.46	368545	16.48	22.95	-2.02
50-59	231294	10.34	256505	11.47	15.98	-1.13
60-69	146824	6.57	175381	7.84	10.92	-1.27
70-79	68311	3.05	87294	3.9	5.44	-0.85
80+	25249	1.13	27217	1.22	1.7	-0.09
District Total	1605599	71.80	1637511	73.23	101.99	-1.43

Name of District: KARUR			Year of Revision	2014		
District Population in numbers (projected upto the year of current revision) [X]				1106587		
District Population of 18+ only (projected upto year of current revision) [Y]				798794		
18-19	33742	3.05	22399	2.02	2.80	1.03
20-29	172284	15.57	143727	12.99	17.99	2.58
30-39	177286	16.02	185458	16.76	23.22	-0.74
40-49	159803	14.44	176335	15.94	22.08	-1.50
50-59	121411	10.97	131682	11.90	16.49	-0.93
60-69	81656	7.38	94086	8.50	11.78	-1.12
70-79	39216	3.54	48093	4.35	6.02	-0.81
80+	13396	1.21	12950	1.17	1.62	0.04
District Total	798794	72.19	814730	72.60	100.57	-0.41

Annex 2.8 (Contd.)

Age Cohort	Projected Census Popln. in age cohort (projected up to year of current revision)	%age of (2) to 'X' i.e. total projected Population as per census	Electors as per now proposed publication of Final Roll w.r.t. 1/1/2014 as qualifying date	%age of (4) to 'X' i.e. total population as per voter roll	%age of (4) to 'Y' i.e. registered voters vs eligible voters	Difference between % of projected popln. & electorate in particular age-cohort
1	2	3	4	5	6	7
Name of District : TIRUCHIRAPPALLI Year of Revision 2014						
District Population in numbers (projected upto the year of current revision) [X] 2820953						
District Population of 18+ only (projected upto year of current revision) [Y] 2025947						
18-19	90703	3.22	56194	1.99	2.77	1.23
20-29	475705	16.86	391450	13.88	19.32	2.98
30-39	444454	15.76	489847	17.36	24.18	-1.60
40-49	394010	13.97	433053	15.35	21.38	-1.38
50-59	302825	10.73	327184	11.60	16.15	-0.87
60-69	193561	6.86	222553	7.89	10.99	-1.03
70-79	89594	3.18	112304	3.98	5.54	-0.80
80+	35095	1.24	40450	1.43	2.00	-0.19
District Total	2025947	71.82	2073035	72.07	100.36	-0.25

1	2	3	4	5	6	7
Name of District: PERAMBALUR			Year of Revision	2014		
District Population in numbers (projected upto the year of current revision) [X]				704687		
District Population of 18+ only (projected upto year of current revision) [Y]				463363		
18-19	29005	4.12	16841	2.39	3.63	1.73
20-29	120419	17.09	99492	14.12	21.47	2.97
30-39	104227	14.79	116103	16.48	25.06	-1.69
40-49	83397	11.83	106777	15.15	23.04	-3.32
50-59	60408	8.57	76691	10.88	16.55	-2.31
60-69	42127	5.98	53693	7.62	11.59	-1.64
70-79	17058	2.42	28555	4.05	6.16	-1.63
80+	6721	0.95	9781	1.39	2.11	-0.44
District Total	463363	65.75	507933	72.08	109.62	-6.33

Name of District : CUDDALORE			Year of Revision	2014		
District Population in numbers (projected upto the year of current revision) [X]				2710388		
District Population of 18+ only (projected upto year of current revision) [Y]				1904519		
18-19	92449	3.41	60015	2.21	3.15	1.20
20-29	481123	17.75	367486	13.56	19.30	4.19
30-39	438903	16.19	460304	16.98	24.17	-0.79
40-49	376233	13.88	412762	15.23	21.67	-1.35
50-59	263441	9.72	291274	10.75	15.29	-1.03
60-69	154018	5.68	181229	6.69	9.52	-1.01
70-79	70428	2.60	89655	3.31	4.71	-0.71
80+	27924	1.03	28641	1.06	1.50	-0.03
District Total	1904519	70.27	1891366	69.78	99.31	0.49

Annex 2.8 (Contd.)

Age Cohort	Projected Census Popln. in age cohort (projected up to year of current revision)	%age of (2) to 'X' i.e. total projected Population as per census	Electors as per now proposed publication of Final Roll w.r.t. 1/1/2014 as qualifying date	%age of (4) to 'X' i.e. total population as per voter roll	%age of (4) to 'Y' i.e. registered voters vs eligible voters	Difference between % of projected popln. & electorate in particular age-cohort
1	2	3	4	5	6	7
Name of District : NAGAPATTINAM						
Year of Revision 2014						
District Population in numbers (projected upto the year of current revision) [X] 1656957						
District Population of 18+ only (projected upto year of current revision) [Y] 1189427						
20-29	292475	17.65	229068	13.82	19.26	3.83
30-39	262282	15.83	292040	17.63	24.55	-1.80
40-49	230950	13.94	255033	15.39	21.44	-1.45
50-59	172096	10.39	182707	11.03	15.36	-0.64
60-69	102329	6.18	118350	7.14	9.95	-0.96
70-79	49855	3.01	56608	3.42	4.76	-0.41
80+	20093	1.21	17734	1.07	1.49	0.14
District Total	1189427	71.78	1184964	71.51	99.62	0.27

1	2	3	4	5	6	7
Name of District :	TIRUVARUR		Year of Revision	2014		
District Population in numbers (projected upto the year of current revision) [X]				1294165		
District Population of 18+ only (projected upto year of current revision) [Y]				945134		
18-19	44118	3.41	25061	1.94	2.65	1.47
20-29	225761	17.44	175012	13.52	18.52	3.92
30-39	207752	16.05	215432	16.65	22.79	-0.60
40-49	188619	14.57	203053	15.69	21.48	-1.12
50-59	139605	10.79	150825	11.65	15.96	-0.86
60-69	85264	6.59	101678	7.86	10.76	-1.27
70-79	38419	2.97	49763	3.85	5.27	-0.88
80+	15596	1.21	15751	1.22	1.67	-0.01
District Total	945134	73.03	936575	72.37	99.09	0.66

Name of District :	THANJAVUR		Year of Revision	2014		
District Population in numbers (projected upto the year of current revision) [X]				2470861		
District Population of 18+ only (projected upto year of current revision) [Y]				1789280		
18-19	83748	3.39	46635	1.89	2.61	1.50
20-29	421215	17.05	330850	13.39	18.49	3.66
30-39	390407	15.80	406598	16.46	22.72	-0.66
40-49	358522	14.51	389201	15.75	21.75	-1.24
50-59	269696	10.92	288075	11.66	16.10	-0.74
60-69	160902	6.51	190553	7.71	10.65	-1.20
70-79	75661	3.06	93938	3.80	5.25	-0.74
80+	29129	1.18	31261	1.27	1.75	-0.09
District Total	1789280	72.4	1777111	71.92	99.32	0.50

Annex 2.8 (Contd.)

Age Cohort	Projected Census Popln. in age cohort (projected up to year of current revision)	%age of (2) to 'X' i.e. total projected Population as per census	Electors as per now proposed publication of Final Roll w.r.t. 1/1/2014 as qualifying date	%age of (4) to 'X' i.e. total population as per voter roll	%age of (4) to 'Y' i.e. registered voters vs eligible voters	Difference between % of projected popln. & electorate in particular age-cohort
1	2	3	4	5	6	7
Name of District: PUDUKKOTTAI						
Year of Revision 2014						
District Population in numbers (projected upto the year of current revision) [X] 1664678						
District Population of 18+ only (projected upto year of current revision) [Y] 1166297						
18-19	58173	3.49	31763	1.91	2.72	1.58
20-29	277520	16.67	220052	13.22	18.87	3.45
30-39	271331	16.30	281644	16.92	24.15	-0.62
40-49	229979	13.82	254455	15.29	21.82	-1.47
50-59	163366	9.81	170952	10.27	14.66	-0.46
60-69	102053	6.13	122394	7.35	10.49	-1.22
70-79	47379	2.85	61842	3.71	5.30	-0.86
80+	16496	0.99	18620	1.12	1.60	-0.13
District Total	1166297	70.06	1161722	69.79	99.61	0.27

1	2	3	4	5	6	7
Name of District: SIVAGANGA Year of Revision 2014						
District Population in numbers (projected upto the year of current revision) [X] 1399712						
District Population of 18+ only (projected upto year of current revision) [Y] 987795						
18-19	45908	3.28	29453	2.10	2.98	1.18
20-29	228721	16.34	189527	13.54	19.19	2.80
30-39	223776	15.99	243342	17.39	24.63	-1.40
40-49	191129	13.65	217930	15.57	22.06	-1.92
50-59	140761	10.06	153365	10.96	15.53	-0.90
60-69	97563	6.97	111680	7.98	11.31	-1.01
70-79	43723	3.12	59709	4.27	6.04	-1.15
80+	16214	1.16	19782	1.41	2.00	-0.25
District Total	987795	70.57	1024788	73.21	103.75	-2.64
Name of District : MADURAI Year of Revision 2014						
District Population in numbers (projected upto the year of current revision) [X] 3191298						
District Population of 18+ only (projected upto year of current revision) [Y] 2249261						
18-19	101576	3.18	68673	2.15	3.05	1.03
20-29	534299	16.74	501874	15.73	22.31	1.01
30-39	523941	16.42	630208	19.75	28.02	-3.33
40-49	448389	14.05	517299	16.21	23.00	-2.16
50-59	322633	10.11	351275	11.01	15.62	-0.90
60-69	194922	6.11	226971	7.11	10.09	-1.00
70-79	89871	2.82	99023	3.10	4.40	-0.28
80+	33631	1.05	26835	0.84	1.19	0.21
District Total	249261	70.48	2422158	75.90	107.69	-5.42

Annex 2.8 (Contd.)

1	2	3	4	5	6	7
Age Cohort	Projected Census Popln. in age cohort (projected up to year of current revision)	%age of (2) to 'X' i.e. total projected Population as per census	Electors as per now proposed publication of Final Roll w.r.t. 1/1/2014 as qualifying date	%age of (4) to 'X' i.e. total population as per voter roll	%age of (4) to 'Y' i.e. registered voters vs eligible voters	Difference between % of projected popln. & electorate in particular age-cohort
Name of District : THENI Year of Revision 2014						
District Population in numbers (projected upto the year of current revision) [X] 1295508						
District Population of 18+ only (projected upto year of current revision) [Y] 927309						
18-19	44810	3.46	25060	1.93	2.70	1.53
20-29	215808	16.66	177651	13.71	19.16	2.95
30-39	209602	16.18	235566	18.18	25.40	-2.00
40-49	186262	14.38	216030	16.68	23.30	-2.30
50-59	132358	10.22	151290	11.68	16.31	-1.46
60-69	85839	6.63	98572	7.61	10.63	-0.98
70-79	38379	2.96	48788	3.77	5.26	-0.81
80+	14251	1.10	17783	1.37	1.92	-0.27
District Total	927309	71.58	970740	74.93	104.68	-3.35

1	2	3	4	5	6	7
Name of District : VIRUDHUNAGAR Year of Revision 2014						
District Population in numbers (projected upto the year of current revision) [X] 2003517						
District Population of 18+ only (projected upto year of current revision) [Y] 1434451						
18-19	66924	3.34	41506	2.07	2.89	1.27
20-29	349921	17.47	286584	14.30	19.98	3.17
30-39	325231	16.23	361402	18.04	25.19	-1.81
40-49	285571	14.25	316775	15.81	22.08	-1.56
50-59	202096	10.09	218977	10.93	15.27	-0.84
60-69	124114	6.19	141935	7.08	9.89	-0.89
70-79	59688	2.98	68769	3.43	4.79	-0.45
80+	20906	1.04	20454	1.02	1.43	0.02
District Total	1434451	71.60	1456402	72.69	101.53	-1.09

Name of District : RAMANATHAPURAM Year of Revision : 2014						
District Population in numbers (projected upto the year of current revision) [X] 1407707						
District Population of 18+ only (projected upto year of current revision) [Y] 989197						
18-19	49874	3.54	31731	2.25	3.21	1.29
20-29	250409	17.79	204989	14.56	20.72	3.23
30-39	231002	16.41	259233	18.42	26.21	-2.01
40-49	187987	13.35	229173	16.28	23.17	-2.93
50-59	133033	9.45	156467	11.12	15.82	-1.67
60-69	85510	6.07	104302	7.41	10.54	-1.34
70-79	37075	2.63	53115	3.77	5.37	-1.14
80+	14307	1.02	18549	1.32	1.88	-0.3
District Total	989197	70.27	1057559	75.13	106.91	-4.86

Annex 2.8 (Contd.)

1	2	3	4	5	6	7
Age Cohort	Projected Census Popln. in age cohort (projected up to year of current revision)	%age of (2) to 'X' i.e. total projected Population as per census	Electors as per now proposed publication of Final Roll wr.t. 1/1/2014 as qualifying date	%age of (4) to 'X' i.e. total population as per voter roll	%age of (4) to 'Y' i.e. registered voters vs eligible voters	Difference between % of projected popln. & electorate in particular age-cohort
			Year of Revision	2014		
	Name of District : THOOTHUKUDI					
	District Population in numbers (projected upto the year of current revision) [X] 1777976					
	District Population of 18+ only (projected upto year of current revision) [Y] 1264886					
18-19	60104	3.38	38549	2.17	3.05	1.21
20-29	299505	16.85	251866	14.17	19.91	2.68
30-39	280050	15.75	317338	17.85	25.09	-2.10
40-49	242257	13.63	277189	15.59	21.91	-1.96
50-59	178878	10.06	193427	10.88	15.29	-0.82
60-69	119027	6.69	134428	7.56	10.63	-0.87
70-79	62019	3.49	71292	4.01	5.64	-0.52
80+	23047	1.30	24016	1.35	1.90	-0.05
District Total	1264886	71.14	1308105	73.57	103.42	-2.43

1	2	3	4	5	6	7
Name of District :	TIRUNELVELI	Year of Revision	2014			
District Population in numbers (projected upto the year of current revision) [X]				3233438		
District Population of 18+ only (projected upto year of current revision) [Y]				2251403		
18-19	107076	3.31	66081	2.04	2.94	1.27
20-29	534312	16.52	451141	13.95	20.04	2.57
30-39	500123	15.47	572441	17.70	25.43	-2.23
40-49	427075	13.21	489606	15.14	21.75	-1.93
50-59	325890	10.08	352325	10.90	15.65	-0.82
60-69	206475	6.39	251043	7.76	11.15	-1.37
70-79	108945	3.37	133408	4.13	5.93	-0.76
80+	41507	1.28	51493	1.59	2.29	-0.31
District Total	2251403	69.63	2367538	73.22	105.16	-3.59

Name of District :	KANNIYAKUMARI	Year of Revision	2014			
District Population in numbers (projected upto the year of current revision) [X]				1905029		
District Population of 18+ only (projected upto year of current revision) [Y]				1465202		
18-19	88231	4.56	40395	2.09	2.76	2.47
20-29	306835	15.87	258326	13.36	17.63	2.51
30-39	366987	18.99	361447	18.70	24.67	0.29
40-49	310118	16.04	309395	16.01	21.12	0.03
50-59	184384	9.54	227669	11.78	15.54	-2.24
60-69	124389	6.44	157995	8.17	10.78	-1.73
70-79	62934	3.26	79485	4.11	5.42	-0.85
80+	21324	1.10	27730	1.43	1.89	-0.33
District Total	1465202	75.80	1462442	75.66	99.81	0.14

Annex 2.8 (Contd.)

1	2	3	4	5	6	7
Age Cohort	Projected Census Popln. in age cohort (projected up to year of current revision)	%age of (2) to 'X' i.e. total projected Population as per census	Electors as per now proposed publication of Final Roll w.r.t. 1/1/2014 as qualifying date	%age of (4) to 'X' i.e. total population as per voter roll	%age of (4) to 'Y' i.e. registered voters vs eligible voters	Difference between % of projected popln. & electorate in particular age-cohort
	ARIYALUR		Year of Revision	2014		
	District Population in numbers (projected upto the year of current revision) [X]	659617				
	District Population of 18+ only (projected upto year of current revision) [Y]	433639				
The total Population that has been arrived as 7.52.481 includes the entire Taluk of Sendurai, which falls under 148 - Kunnam Assembly Constituency in Perambalur District. The Population of Sendurai as per the Census 2011 Projection is 1,11,932 (Male 55413,F						
18-19	26116	3.96	14996	2.27	3.46	1.69
20-29	114597	17.37	92322	14.00	21.29	3.37
30-39	100459	15.23	105802	16.04	24.40	-0.81
40-49	76281	11.56	103045	15.62	23.76	-4.06
50-59	54787	8.31	73500	11.14	16.95	-2.83
60-69	39148	5.93	50188	7.61	11.57	-1.68
70-79	16131	2.45	28105	4.26	6.48	-1.81
80+	6120	0.93	9415	1.43	2.17	-0.50
District Total	433639	65.74	477373	72.37	110.09	-6.63
	TIRUPPUR		Year of Revision	2014		
	District Population in numbers (projected upto the year of current revision) [X]	2875752				
	District Population of 18+ only (projected upto year of current revision) [Y]	2027927				
18-19	81573	2.84	44530	1.55	2.20	1.29
20-29	454390	15.80	312137	10.85	15.39	4.95
30-39	485163	16.87	486843	16.93	24.01	-0.06
40-49	422208	14.68	456533	15.88	22.51	-1.20
50-59	293898	10.22	311775	10.84	15.37	-0.62
60-69	171096	5.95	200452	6.97	9.88	-1.02
70-79	85583	2.98	97123	3.38	4.79	-0.40
80+	34016	1.18	31459	1.09	1.55	0.09
District Total	2027927	70.52	1940852	67.49	95.71	3.03

Age-Cohort Wise Elector Information

Format 3B

Age Cohort	Projected Census Popln. in age cohort (projected up to year of current revision)	%age of (2) to 'X' i.e. total projected Population as per census	Electors as per now proposed publication of Final Roll w.r.t. 1/1/2014 as qualifying date	Year of Revision	%age of (4) to 'X' i.e. total population as per voter roll	%age of (4) to 'Y' i.e. registered voters vs eligible voters	Difference between % of projected popln. & electorate in particular age-cohort
1	2	3	4	5	6	7	
Name of State : TAMILNADU							
State Population in numbers (Projected for 2014) [X]							
				2014	75114874		
State Population of 18+ only (projected for 2014) [Y]							
				53722686			
18-19	2476015	3.30	1508473	2.01	2.81	1.29	
20-29	12852324	17.11	10553469	14.05	19.64	3.06	
30-39	12418701	16.53	13638010	18.16	25.39	1.63	
40-49	10577880	14.08	11811709	15.72	21.99	1.64	
50-59	7606849	10.13	8371483	11.14	15.58	1.01	
60-69	4663518	6.21	5506631	7.33	10.25	1.12	
70-79	2254800	3.00	2723792	3.63	5.07	0.63	
80+	872598	1.16	929309	1.24	1.73	0.08	
District Total	53722686	71.52	55042876	73.28	102.46	-1.76	

Constituency wise Information on EPIC & Photo Coverage in Current Rolls Special Summary Revision, 2014 - Final Rolls

Name of State : **TAMIL NADU**

Name of District	Assembly Constituency	Total Electors	Total Photos in the Roll	Non Photo Entries	% of Non Photo Entries	Total EPIC holders	Residual Electors (without EPIC)	% of Residual Electors	Latest %age of EPIC coverage against roll	
1	2	3	4	5	6	7	8	9	10	11
THIRUVALLUR										
1	GUMMIDIPOONDI	243521	243521	0	0.00	243521	0	0.00	100.00	
2	PONNERI (SC)	228657	228657	0	0.00	228657	0	0.00	100.00	
3	TIRUTTANI	257356	257356	0	0.00	257356	0	0.00	100.00	
4	THIRUVALLUR	235500	235500	0	0.00	235500	0	0.00	100.00	
5	POONAMALLEE (SC)	280857	280857	0	0.00	280857	0	0.00	100.00	
6	AVADI	354308	354308	0	0.00	354308	0	0.00	100.00	
7	MADURAVOYAL	348971	348971	0	0.00	348971	0	0.00	100.00	
8	AMBATTUR	313619	313619	0	0.00	313619	0	0.00	100.00	
9	MADAVARAM	359271	359271	0	0.00	359271	0	0.00	100.00	
10	THIRUVOTTIYUR	262706	262706	0	0.00	262706	0	0.00	100.00	
Total		2884766	2884766	0	0.00	2884766	0	0.00	100.00	

1	2	3	4	5	6	7	8	9	10	11
CHENNAI										
11	DR.RADHAKRISHNAN NAGAR	234355	234355	234355	0	0.00	234355	0	0.00	100.00
12	PERAMBUR	268733	268733	268733	0	0.00	268733	0	0.00	100.00
13	KOLATHUR	252915	252915	252915	0	0.00	252915	0	0.00	100.00
14	VILLIVAKKAM	237553	237553	237553	0	0.00	237553	0	0.00	100.00
15	THIRU-VI-KA-NAGAR (SC)	216403	216403	216403	0	0.00	216403	0	0.00	100.00
16	EGMORE (SC)	187147	187147	187147	0	0.00	187147	0	0.00	100.00
17	ROYAPURAM	186889	186889	186889	0	0.00	186889	0	0.00	100.00
18	HARBOUR	181689	181689	181689	0	0.00	181689	0	0.00	100.00
19	CHEPAUK-THIRUVALLIKENI	218126	218126	218126	0	0.00	218126	0	0.00	100.00
20	THOUSAND LIGHTS	232620	232620	232620	0	0.00	232620	0	0.00	100.00
21	ANNA NAGAR	270535	270535	270535	0	0.00	270535	0	0.00	100.00
22	VIRUGAMPAKKAM	267390	267390	267390	0	0.00	267390	0	0.00	100.00
23	SAIDAPET	263723	263723	263723	0	0.00	263723	0	0.00	100.00
24	THIYAGARAYANAGAR	230452	230452	230452	0	0.00	230452	0	0.00	100.00
25	MYLAPORE	249059	249059	249059	0	0.00	249059	0	0.00	100.00
26	VELACHERY	277791	277791	277791	0	0.00	277791	0	0.00	100.00
Total		3775380	3775380	3775380	0	0	3775380	0	0.00	100.00

Annex 2.9 (Contd.)										
Name of District	Assembly Constituency	Total Electors	Total Photos in the Roll	Non Photo Entries	% of Non Photo Entries	Total EPIC holders	Residual Electors (without EPIC)	% of Residual Electors	Latest %age of EPIC coverage against roll	
No	Name	4	5	6	7	8	9	10	11	
KANCHEEPURAM										
1	GUMMIDIPOONDI	243521	243521	0	0.00	243521	0	0.00	100.00	
27	SHOZHINGANALLUR	506989	506989	0	0.00	506989	0	0.00	100.00	
28	ALANDUR	313052	313052	0	0.00	313052	0	0.00	100.00	
29	SRIPERUMBUDUR (SC)	262972	262972	0	0.00	262972	0	0.00	100.00	
30	PALLAVARAM	366704	366704	0	0.00	366704	0	0.00	100.00	
31	TAMBARAM	340651	340651	0	0.00	340651	0	0.00	100.00	
32	CHENGALPATTU	336472	336472	0	0.00	336472	0	0.00	100.00	
33	THIRUPORUR	231447	231447	0	0.00	231447	0	0.00	100.00	
34	CHEYEUR (SC)	197752	197752	0	0.00	197752	0	0.00	100.00	
35	MADURANTAKAM (SC)	208305	208305	0	0.00	208305	0	0.00	100.00	
36	UTHIRAMERUR	227694	227694	0	0.00	227694	0	0.00	100.00	
37	KANCHEEPURAM	278186	278186	0	0.00	278186	0	0.00	100.00	
	Total	3270224	3270224	0	0	3270224	0	0.00	100.00	
VELLORE										
38	ARAKKONAM (SC)	208268	208268	0	0.00	208268	0	0.00	100.00	
39	SHOLINGUR	243563	243563	0	0.00	243563	0	0.00	100.00	
40	KATPADI	216591	216591	0	0.00	216591	0	0.00	100.00	
41	RANIPET	234294	234294	0	0.00	234294	0	0.00	100.00	
42	ARCOT	235614	235614	0	0.00	235614	0	0.00	100.00	
43	VELLORE	233106	233106	0	0.00	233106	0	0.00	100.00	
44	ANAIKATTU	217868	217868	0	0.00	217868	0	0.00	100.00	

1	2	3	4	5	6	7	8	9	10	11
45	KILVAITHINANKUPPAM (SC)	195439	195439	195439	0	0.00	195439	0	0.00	100.00
46	GUDIYATTAM (SC)	246060	246060	246060	0	0.00	246060	0	0.00	100.00
47	VANIYAMBADI	211752	211752	211752	0	0.00	211752	0	0.00	100.00
48	AMBUR	201641	201641	201641	0	0.00	201641	0	0.00	100.00
49	JOLARPET	217453	217453	217453	0	0.00	217453	0	0.00	100.00
50	TIRUPATTUR	214526	214526	214526	0	0.00	214526	0	0.00	100.00
	Total	2876175	2876175	2876175	0	0	2876175	0	0.00	100.00
KRISHNAGIRI										
51	UTHANGARAI (SC)	208804	208804	208804	0	0.00	208804	0	0.00	100.00
52	BARGUR	219642	219642	219642	0	0.00	219642	0	0.00	100.00
53	KRISHNAGIRI	235294	235294	235294	0	0.00	235294	0	0.00	100.00
54	VEPPANAHALLI	217952	217952	217952	0	0.00	217952	0	0.00	100.00
55	HOSUR	276223	276223	276223	0	0.00	276223	0	0.00	100.00
56	THALLI	218225	218225	218225	0	0.00	218225	0	0.00	100.00
	Total	1376140	1376140	1376140	0	0	1376140	0	0.00	100.00
DHARMAPURI										
57	PALACODU	200788	200788	200788	0	0.00	200788	0	0.00	100.00
58	PENNAGARAM	215312	215312	215312	0	0.00	215312	0	0.00	100.00
59	DHARMAPURI	239535	239535	239535	0	0.00	239535	0	0.00	100.00
60	PAPPIREDDIPPATTI	235815	235815	235815	0	0.00	235815	0	0.00	100.00
61	HARUR (SC)	214830	214830	214830	0	0.00	214830	0	0.00	100.00
	Total	1106280	1106280	1106280	0	0.00	1106280	0	0.00	100.00

Annex 2.9 (Contd.)										
Name of District	Assembly Constituency	Total Electors	Total Photos in the Roll	Non Photo Entries	% of Non Photo Entries	Total EPIC holders	Residual Electors (without EPIC)	% of Residual Electors	Latest %age of EPIC coverage against roll	
1	2	3	4	5	6	7	8	9	10	11
TIRUVANNAMALAI										
	62	CHENGAM (SC)	236502	236502	0	0.00	236502	0	0.00	100.00
	63	TIRUVANNAMALAI	244064	244064	0	0.00	244064	0	0.00	100.00
	64	KILPENNATHUR	227546	227546	0	0.00	227546	0	0.00	100.00
	65	KALASAPAKKAM	209824	209824	0	0.00	209824	0	0.00	100.00
	66	POLUR	219411	219411	0	0.00	219411	0	0.00	100.00
	67	ARANI	242957	242957	0	0.00	242957	0	0.00	100.00
	68	CHEYVAR	235110	235110	0	0.00	235110	0	0.00	100.00
	69	VANDAVASI (SC)	218144	218144	0	0.00	218144	0	0.00	100.00
	Total		1833558	1833558	0	0.00	1833558	0	0.00	100.00
VILLUPURAM										
	70	GINGEE	243471	243471	0	0.00	243471	0	0.00	100.00
	71	MAILAM	206275	206275	0	0.00	206275	0	0.00	100.00
	72	TINDIVANAM (SC)	216339	216339	0	0.00	216339	0	0.00	100.00
	73	VANUR (SC)	216134	216134	0	0.00	216134	0	0.00	100.00
	74	VILLUPURAM	244749	244749	0	0.00	244749	0	0.00	100.00
	75	VIKRAVANDI	214031	214031	0	0.00	214031	0	0.00	100.00
	76	TIRUKKOYILUR	227438	227438	0	0.00	227438	0	0.00	100.00
	77	ULUNDURPETTAI	266466	266466	0	0.00	266466	0	0.00	100.00

1	2	3	4	5	6	7	8	9	10	11
78	RISHIVANDIYAM	236017	236017	236017	0	0.00	236017	0	0.00	100.00
79	SANKARAPURAM	239326	239326	239326	0	0.00	239326	0	0.00	100.00
80	KALLAKURICHI (SC)	255000	255000	255000	0	0.00	255000	0	0.00	100.00
	Total	2565246	2565246	2565246	0	0	2565246	0	0.00	100.00
SALEM										
81	GANGAVALLI (SC)	210556	210556	210556	0	0.00	210556	0	0.00	100.00
82	ATTUR (SC)	222688	222688	222688	0	0.00	222688	0	0.00	100.00
83	YERCAUD (ST)	248267	248267	248267	0	0.00	248267	0	0.00	100.00
84	OMALUR	252504	252504	252504	0	0.00	252504	0	0.00	100.00
85	METTUR	250854	250854	250854	0	0.00	250854	0	0.00	100.00
86	EDAPPADI	252501	252501	252501	0	0.00	252501	0	0.00	100.00
87	SANKARI	243942	243942	243942	0	0.00	243942	0	0.00	100.00
88	SALEM (WEST)	255712	255712	255712	0	0.00	255712	0	0.00	100.00
89	SALEM (NORTH)	254773	254773	254773	0	0.00	254773	0	0.00	100.00
90	SALEM (SOUTH)	254805	254805	254805	0	0.00	254805	0	0.00	100.00
91	VEERAPANDI	227220	227220	227220	0	0.00	227220	0	0.00	100.00
	Total	2673822	2673822	2673822	0	0	2673822	0	0.00	100.00
NAMAKKAL										
92	RASIPURAM (SC)	212932	212932	212932	0	0.00	212932	0	0.00	100.00
93	SENTHAMANGALAM (ST)	225336	225336	225336	0	0.00	225336	0	0.00	100.00
94	NAMAKKAL	234069	234069	234069	0	0.00	234069	0	0.00	100.00
95	PARAMATHI-VELUR	202773	202773	202773	0	0.00	202773	0	0.00	100.00
96	TIRUCHENGODU	210042	210042	210042	0	0.00	210042	0	0.00	100.00
97	KUMARAPALAYAM	220853	220853	220853	0	0.00	220853	0	0.00	100.00
	Total	1306005	1306005	1306005	0	0	1306005	0	0.00	100.00

Annex 2.9 (Contd.)										
Name of District	Assembly Constituency	Total Electors	Total Photos in the Roll	Non Photo Entries	% of Non Photo Entries	Total EPIC holders	Residual Electors (without EPIC)	% of Residual Electors	Latest %age of EPIC coverage against roll	
1	2	3	4	5	6	7	8	9	10	11
ERODE										
	98	ERODE (EAST)	203182	203182	0	0.00	203182	0	0.00	100.00
	99	ERODE (WEST)	236581	236581	0	0.00	236581	0	0.00	100.00
	100	MODAKKURICHI	213743	213743	0	0.00	213743	0	0.00	100.00
	103	PERUNDURAI	201592	201592	0	0.00	201592	0	0.00	100.00
	104	BHAVANI	220164	220164	0	0.00	220164	0	0.00	100.00
	105	ANTHIYUR	196970	196970	0	0.00	196970	0	0.00	100.00
	106	GOBICHETTIPALAYAM	235525	235525	0	0.00	235525	0	0.00	100.00
	107	BHAVANISAGAR (SC)	231763	231763	0	0.00	231763	0	0.00	100.00
		Total	1739520	1739520	0	0	1739520	0	0.00	100.00
TIRUPPUR										
	101	DHARAPURAM (SC)	229501	229501	0	0.00	229501	0	0.00	100.00
	102	KANGAYAM	217294	217294	0	0.00	217294	0	0.00	100.00
	112	AVANASHI (SC)	233399	233399	0	0.00	233399	0	0.00	100.00
	113	TIRUPPUR (NORTH)	295131	295131	0	0.00	295131	0	0.00	100.00
	114	TIRUPPUR (SOUTH)	225936	225936	0	0.00	225936	0	0.00	100.00
	115	PALLADAM	298017	298017	0	0.00	298017	0	0.00	100.00

1	2	3	4	5	6	7	8	9	10	11
125	UDUMALPET		233848	233848	0	0.00	233848	0	0.00	100.00
126	MADATHUKULAM		207726	207726	0	0.00	207726	0	0.00	100.00
	Total		1940852	1940852	0	0	1940852	0	0.00	100.00
THE NILGIRIS										
108	UDHAGAMANDALAM		192865	192865	0	0.00	192865	0	0.00	100.00
109	GUDALUR (SC)		170281	170281	0	0.00	170281	0	0.00	100.00
110	COONOR		180387	180387	0	0.00	180387	0	0.00	100.00
	Total		543533	543533	0	0	543533	0	0.00	100.00
COIMBATORE										
111	METTUPPALAYAM		258313	258313	0	0.00	258313	0	0.00	100.00
116	SULUR		263320	263320	0	0.00	263320	0	0.00	100.00
117	KAVUNDAMPALAYAM		376212	376212	0	0.00	376212	0	0.00	100.00
118	COIMBATORE (NORTH)		279175	279175	0	0.00	279175	0	0.00	100.00
119	THONDAMUTHUR		273077	273077	0	0.00	273077	0	0.00	100.00
120	COIMBATORE (SOUTH)		228213	228213	0	0.00	228213	0	0.00	100.00
121	SINGANALLUR		274796	274796	0	0.00	274796	0	0.00	100.00
122	KINATHUKADAVU		270519	270519	0	0.00	270519	0	0.00	100.00
123	POLLACHI		209400	209400	0	0.00	209400	0	0.00	100.00
124	VALPARAI (SC)		186298	186298	0	0.00	186298	0	0.00	100.00
	Total		2619323	2619323	0	0	2619323	0	0.00	100.00

Annex 2.9 (Contd.)

Name of District	Assembly Constituency	Total Electors	Total Photos in the Roll	Non Photo Entries	% of Non Photo Entries	Total EPIC holders	Residual Electors (without EPIC)	% of Residual Electors	Latest %age of EPIC coverage against roll	
1	2	3	4	5	6	7	8	9	10	11
DINDIGUL										
127	PALANI	242727	242727	0	0.00	242727	0	0.00	100.00	
128	ODDANCHATRAM	214673	214673	0	0.00	214673	0	0.00	100.00	
129	ATHOOR	259159	259159	0	0.00	259159	0	0.00	100.00	
130	NILAKKOTTAI (SC)	205765	205765	0	0.00	205765	0	0.00	100.00	
131	NATHAM	245318	245318	0	0.00	245318	0	0.00	100.00	
132	DINDIGUL	231168	231168	0	0.00	231168	0	0.00	100.00	
133	VEDASANDUR	238701	238701	0	0.00	238701	0	0.00	100.00	
	Total	1637511	1637511	0	0.00	1637511	0	0.00	100.00	
KARUR										
134	ARAVAKURICHI	193978	193978	0	0.00	193978	0	0.00	100.00	
135	KARUR	224612	224612	0	0.00	224612	0	0.00	100.00	
136	KRISHNARAYAPURAM (SC)	196097	196097	0	0.00	196097	0	0.00	100.00	
137	KULITHALAI	200043	200043	0	0.00	200043	0	0.00	100.00	
	Total	814730	814730	0	0.00	814730	0	0.00	100.00	
TIRUCHIRAPPALLI										
138	MANAPPARAI	253895	253895	0	0.00	253895	0	0.00	100.00	
139	SRIRANGAM	266872	266872	0	0.00	266872	0	0.00	100.00	
140	TIRUCHIRAPPALLI (WEST)	243606	243606	0	0.00	243606	0	0.00	100.00	
141	TIRUCHIRAPPALLI (EAST)	233108	233108	0	0.00	233108	0	0.00	100.00	

1	2	3	4	5	6	7	8	9	10	11
142	THIRUVERUMBUR	255302	255302	255302	0	0.00	255302	0	0.00	100.00
143	LALGUDI	194772	194772	194772	0	0.00	194772	0	0.00	100.00
144	MANACHANALLUR	211795	211795	211795	0	0.00	211795	0	0.00	100.00
145	MUSIRI	208373	208373	208373	0	0.00	208373	0	0.00	100.00
146	THURAIYUR (SC)	205312	205312	205312	0	0.00	205312	0	0.00	100.00
	Total	2073035	2073035	2073035	0	0	2073035	0	0.00	100.00
PERAMBALUR										
147	PERAMBALUR (SC)	263974	263974	263974	0	0.00	263974	0	0.00	100.00
148	KUNNAM	243959	243959	243959	0	0.00	243959	0	0.00	100.00
	Total	507933	507933	507933	0	0	507933	0	0.00	100.00
ARIYALUR										
149	ARIYALUR	237793	237793	237793	0	0.00	237793	0	0.00	100.00
150	JAYANKONDAM	239580	239580	239580	0	0.00	239580	0	0.00	100.00
	Total	477373	477373	477373	0	0	477373	0	0.00	100.00
CUDDALORE										
151	TITTAKUDI (SC)	196605	196605	196605	0	0.00	196605	0	0.00	100.00
152	VRIDDHACHALAM	220305	220305	220305	0	0.00	220305	0	0.00	100.00
153	NEYVELI	190166	190166	190166	0	0.00	190166	0	0.00	100.00
154	PANRUTI	215164	215164	215164	0	0.00	215164	0	0.00	100.00
155	CUDDALORE	215179	215179	215179	0	0.00	215179	0	0.00	100.00

Annex 2.9 (Contd.)

Name of District	Assembly Constituency	No	Name	Total Electors	Total Photos in the Roll	Non Photo Entries	% of Non Photo Entries	Total EPIC holders	Residual Electors (without EPIC)	% of Residual Electors	Latest %age of EPIC coverage against roll
1	2	3	4	5	6	7	8	9	10	11	
	156 KURINJIPADI		210225	210225	0	0.00	210225	0	0.00	100.00	
	157 BHUVANAGIRI		227528	227528	0	0.00	227528	0	0.00	100.00	
	158 CHIDAMBARAM		216358	216358	0	0.00	216358	0	0.00	100.00	
	159 KATTUMANNARKOIL (SC)		199836	199836	0	0.00	199836	0	0.00	100.00	
	Total		1891366	1891366	0	0	1891366	0	0.00	100.00	
	NAGAPATTINAM										
	160 SIRKAZHI (SC)		220868	220868	0	0.00	220868	0	0.00	100.00	
	161 MAYILADUTHURAI		218121	218121	0	0.00	218121	0	0.00	100.00	
	162 POOMPUHAR		241723	241723	0	0.00	241723	0	0.00	100.00	
	163 NAGAPATTINAM		172439	172439	0	0.00	172439	0	0.00	100.00	
	164 KILVELUR (SC)		156515	156515	0	0.00	156515	0	0.00	100.00	
	165 VEDARANYAM		175298	175298	0	0.00	175298	0	0.00	100.00	
	Total		1184964	1184964	0	0	1184964	0	0.00	100.00	
	THIRUVARUR										
	166 THIRUTHURAIPOONDI (SC)		216076	216076	0	0.00	216076	0	0.00	100.00	
	167 MANNARGUDI		230902	230902	0	0.00	230902	0	0.00	100.00	
	168 THIRUVARUR		241979	241979	0	0.00	241979	0	0.00	100.00	
	169 NANNILAM		247618	247618	0	0.00	247618	0	0.00	100.00	
	Total		936575	936575	0	0	936575	0	0.00	100.00	

1	2	3	4	5	6	7	8	9	10	11
THANJAVUR										
170	THIRUVIDAIMARUDUR (SC)	219674	219674	0	0.00	219674	0	0.00	100.00	100.00
171	KUMBAKONAM	228225	228225	0	0.00	228225	0	0.00	100.00	100.00
172	PAPANASAM	221185	221185	0	0.00	221185	0	0.00	100.00	100.00
173	THIRUVAIYARU	235002	235002	0	0.00	235002	0	0.00	100.00	100.00
174	THANJAVUR	250199	250199	0	0.00	250199	0	0.00	100.00	100.00
175	ORATHANADU	215045	215045	0	0.00	215045	0	0.00	100.00	100.00
176	PATUKKOTTAI	214656	214656	0	0.00	214656	0	0.00	100.00	100.00
177	PERAVURANI	193125	193125	0	0.00	193125	0	0.00	100.00	100.00
	Total	1777111	1777111	0	0	1777111	0	0.00	100.00	100.00
PUDUKKOTTAI										
178	GANDHARVAKOTTAI (SC)	174967	174967	0	0.00	174967	0	0.00	100.00	100.00
179	VIRALMALAI	190058	190058	0	0.00	190058	0	0.00	100.00	100.00
180	PUDUKKOTTAI	212526	212526	0	0.00	212526	0	0.00	100.00	100.00
181	THIRUMAYAM	197448	197448	0	0.00	197448	0	0.00	100.00	100.00
182	ALANGUDI	188051	188051	0	0.00	188051	0	0.00	100.00	100.00
183	ARANTHANGI	198672	198672	0	0.00	198672	0	0.00	100.00	100.00
	Total	1161722	1161722	0	0	1161722	0	0.00	100.00	100.00
SIVAGANGA										
184	KARAIKUDI	269818	269818	0	0.00	269818	0	0.00	100.00	100.00
185	TIRUPATTUR	254139	254139	0	0.00	254139	0	0.00	100.00	100.00
186	SIVAGANGA	258377	258377	0	0.00	258377	0	0.00	100.00	100.00
187	MANAMADURAI (SC)	242454	242454	0	0.00	242454	0	0.00	100.00	100.00
	Total	1024788	1024788	0	0	1024788	0	0.00	100.00	100.00

Annex 2.9 (Contd.)										
Name of District	Assembly Constituency	Total Electors	Total Photos in the Roll	Non Photo Entries	% of Non Photo Entries	Total EPIC holders	Residual Electors (without EPIC)	% of Residual Electors	Latest %age of EPIC coverage against roll	
1	2	3	4	5	6	7	8	9	10	11
MADURAI										
188	MELUR	228932	228932	0	0.00	228932	0	0.00	100.00	
189	MADURAI EAST	269939	269939	0	0.00	269939	0	0.00	100.00	
190	SHOLAVANDAN (SC)	201873	201873	0	0.00	201873	0	0.00	100.00	
191	MADURAI NORTH	232993	232993	0	0.00	232993	0	0.00	100.00	
192	MADURAI SOUTH	212609	212609	0	0.00	212609	0	0.00	100.00	
193	MADURAI CENTRAL	229214	229214	0	0.00	229214	0	0.00	100.00	
194	MADURAI WEST	266105	266105	0	0.00	266105	0	0.00	100.00	
195	THIRUPARANKUNDRAM	267411	267411	0	0.00	267411	0	0.00	100.00	
196	THIRUMANGALAM	252646	252646	0	0.00	252646	0	0.00	100.00	
197	USILAMPATTI	260436	260436	0	0.00	260436	0	0.00	100.00	
	Total	2422158	2422158	0	0	2422158	0	0.00	100.00	
THENI										
198	ANDIPATTI	239591	239591	0	0.00	239591	0	0.00	100.00	
199	PERIYAKULAM (SC)	239469	239469	0	0.00	239469	0	0.00	100.00	
200	BODINAYAKANUR	243975	243975	0	0.00	243975	0	0.00	100.00	
201	CUMBUM	247705	247705	0	0.00	247705	0	0.00	100.00	
	Total	970740	970740	0	0	970740	0	0.00	100.00	

1	2	3	4	5	6	7	8	9	10	11
VIRUDHUNAGAR										
202	RAJAPALAYAM	212932	212932	212932	0	0.00	212932	0	0.00	100.00
203	SRIVILLIPUTHUR (SC)	218842	218842	218842	0	0.00	218842	0	0.00	100.00
204	SATTUR	211487	211487	211487	0	0.00	211487	0	0.00	100.00
205	SIVAKASI	221003	221003	221003	0	0.00	221003	0	0.00	100.00
206	VIRUDHUNAGAR	197813	197813	197813	0	0.00	197813	0	0.00	100.00
207	ARUPPUKOTTAI	195878	195878	195878	0	0.00	195878	0	0.00	100.00
208	TIRUCHULI	198447	198447	198447	0	0.00	198447	0	0.00	100.00
	Total	1456402	1456402	1456402	0	0	1456402	0	0.00	100.00
RAMANATHAPURAM										
209	PARAMAKUDI (SC)	237649	237649	237649	0	0.00	237649	0	0.00	100.00
210	TIRUVADANAI	259602	259602	259602	0	0.00	259602	0	0.00	100.00
211	RAMANATHAPURAM	271721	271721	271721	0	0.00	271721	0	0.00	100.00
212	MUDHUKULATHUR	288587	288587	288587	0	0.00	288587	0	0.00	100.00
	Total	1057559	1057559	1057559	0	0	1057559	0	0.00	100.00
THOOTHUKKUDI										
213	VILATHIKULAM	199960	199960	199960	0	0.00	199960	0	0.00	100.00
214	THOOTHUKKUDI	257612	257612	257612	0	0.00	257612	0	0.00	100.00
215	TIRUCHENDUR	217100	217100	217100	0	0.00	217100	0	0.00	100.00

Annex 2.9 (Contd.)										
Name of District	Assembly Constituency	Total Electors	Total Photos in the Roll	Non Photo Entries	% of Non Photo Entries	Total EPIC holders	Residual Electors (without EPIC)	% of Residual Electors	Latest %age of EPIC coverage against roll	
1	2	3	4	5	6	7	8	9	10	11
	216	SRIVAIKUNTAM	200714	200714	0	0.00	200714	0	0.00	100.00
	217	OTTAPIDARAM (SC)	204725	204725	0	0.00	204725	0	0.00	100.00
	218	KOVILPATTI	227994	227994	0	0.00	227994	0	0.00	100.00
	Total	1308105	1308105	0	0	1308105	0	0.00	0.00	100.00
TIRUNELVELI										
	219	SANKARANKOVIL (SC)	224081	224081	0	0.00	224081	0	0.00	100.00
	220	VASUDEVANALLUR (SC)	216416	216416	0	0.00	216416	0	0.00	100.00
	221	KADAYANALLUR	256107	256107	0	0.00	256107	0	0.00	100.00
	222	TENKASI	251349	251349	0	0.00	251349	0	0.00	100.00
	223	ALANGULAM	234625	234625	0	0.00	234625	0	0.00	100.00
	224	TIRUNELVELI	252498	252498	0	0.00	252498	0	0.00	100.00
	225	AMBASAMUDRAM	225193	225193	0	0.00	225193	0	0.00	100.00
	226	PALAYAMKOTTAI	241507	241507	0	0.00	241507	0	0.00	100.00
	227	NANGUNERI	233200	233200	0	0.00	233200	0	0.00	100.00
	228	RADHAPURAM	232562	232562	0	0.00	232562	0	0.00	100.00
	Total	2367538	2367538	0	0	2367538	0	0.00	0.00	100.00

1	2	3	4	5	6	7	8	9	10	11
KANNIYAKUMARI										
229	KANNIYAKUMARI	268783	268783	268783	0	0.00	268783	0	0.00	100.00
230	NAGERCOIL	250194	250194	250194	0	0.00	250194	0	0.00	100.00
231	COLACHAL	245195	245195	245195	0	0.00	245195	0	0.00	100.00
232	PADMANABHAPURAM	220207	220207	220207	0	0.00	220207	0	0.00	100.00
233	VILAVANCODE	236193	236193	236193	0	0.00	236193	0	0.00	100.00
234	KILLIYOOR	241870	241870	241870	0	0.00	241870	0	0.00	100.00
Total		1462442	1462442	1462442	0	0	1462442	0	0.00	100.00
GRAND TOTAL		55042876	55042876	55042876	0	0	55042876	0	0.00	100.00

Format 5C (with CEO)

Annex 2.10

Photo Coverage in Current Rolls - SR 2014 Final Rolls

Name of State : TAMIL NADU

Name of District	Assembly Constituency	No	2	3	4	5	6	7	8	9	10	11
		Name	PS with <50% Photo electors	PS with >50% <60 % Photo electors	PS with >60% <70% Photo electors	PS with >70% <80% Photo electors	PS with >80% <90% Photo electors	PS with >90% <98% Photo electors	PS with >98% Photo electors	Total PS	% of Non-photo Electors	
THIRUVALLUR												
1	GUMMIDIPOONDI		0	0	0	0	0	0	0	281	281	0.00
2	PONNERI (SC)		0	0	0	0	0	0	0	271	271	0.00
3	TIRUTTANI		0	0	0	0	0	0	0	304	304	0.00
4	THIRUVALLUR		0	0	0	0	0	0	0	265	265	0.00
5	POONAMALLEE (SC)		0	0	0	0	0	0	0	316	316	0.00
6	AVADI		0	0	0	0	0	0	0	354	354	0.00
7	MADURAVOYAL		0	0	0	0	0	0	0	335	335	0.00
8	AMBATTUR		0	0	0	0	0	0	0	312	312	0.00
9	MADAVARAM		0	0	0	0	0	0	0	319	319	0.00
10	THIRUVOTTIYUR		0	0	0	0	0	0	0	257	257	0.00
Total			0	0	0	0	0	0	0	3014	3014	0.00
CHENNAI												
11	DR.RADHAKRISHNAN NAGAR		0	0	0	0	0	0	0	214	214	0.00
12	PERAMBUR		0	0	0	0	0	0	0	246	246	0.00
13	KOLATHUR		0	0	0	0	0	0	0	216	216	0.00

1	2	3	4	5	6	7	8	9	10	11
14	VILLIVAKKAM		0	0	0	0	0	213	213	0.00
15	THIRU-VI-KA-NAGAR (SC)		0	0	0	0	0	202	202	0.00
16	EGMORE (SC)		0	0	0	0	0	163	163	0.00
17	ROYAPURAM		0	0	0	0	0	173	173	0.00
18	HARBOUR		0	0	0	0	0	163	163	0.00
19	CHEPAUK-THIRUVALLIKENI		0	0	0	0	0	185	185	0.00
20	THOUSAND LIGHTS		0	0	0	0	0	206	206	0.00
21	ANNA NAGAR		0	0	0	0	0	223	223	0.00
22	VIRUGAMPAKKAM		0	0	0	0	0	243	243	0.00
23	SAIDAPET		0	0	0	0	0	233	233	0.00
24	THIYAGARAYANAGAR		0	0	0	0	0	190	190	0.00
25	MYLAPORE		0	0	0	0	0	219	219	0.00
26	VELACHERY		0	0	0	0	0	248	248	0.00
	Total		0	0	0	0	0	3337	3337	0.00
KANCHEEPURAM										
27	SHOZHINGANALLUR		0	0	0	0	0	478	478	0.00
28	ALANDUR		0	0	0	0	0	316	316	0.00
29	SRIPERUMBUDUR (SC)		0	0	0	0	0	290	290	0.00
30	PALLAVARAM		0	0	0	0	0	380	380	0.00
31	TAMBARAM		0	0	0	0	0	356	356	0.00
32	CHENGALPATTU		0	0	0	0	0	352	352	0.00
33	THIRUPORUR		0	0	0	0	0	264	264	0.00
34	CHEYUR (SC)		0	0	0	0	0	233	233	0.00
35	MADURANTAKAM (SC)		0	0	0	0	0	241	241	0.00
36	UTHIRAMERUR		0	0	0	0	0	279	279	0.00
37	KANCHEEPURAM		0	0	0	0	0	292	292	0.00
	Total		0	0	0	0	0	3481	3481	0.00

Annex 2.10 (Contd.)

Name of District	No	3	4	5	6	7	8	9	10	11
Assembly Constituency Name		PS with <50% Photo electors	PS with >50% <60 % Photo electors	PS with >60% <70% Photo electors	PS with >70% <80% Photo electors	PS with >80% <90% Photo electors	PS with >90% <98% Photo electors	PS with >98% Photo electors	Total PS	% of Non-photo Electors
VELLORE										0
38	ARAKKONAM (SC)	0	0	0	0	0	0	243	243	0.00
39	SHOLINGUR	0	0	0	0	0	0	296	296	0.00
40	KATPADI	0	0	0	0	0	0	231	231	0.00
41	RANIPET	0	0	0	0	0	0	265	265	0.00
42	ARCOT	0	0	0	0	0	0	284	284	0.00
43	VELLORE	0	0	0	0	0	0	222	222	0.00
44	ANAIKATTU	0	0	0	0	0	0	247	247	0.00
45	KILVAITHINANKUPPAM (SC)	0	0	0	0	0	0	238	238	0.0
46	GUDIYATTAM (SC)	0	0	0	0	0	0	273	273	0.00
47	VANIYAMBADI	0	0	0	0	0	0	238	238	0.00
48	AMBUR	0	0	0	0	0	0	229	229	0.00
49	JOLARPET	0	0	0	0	0	0	257	257	0.00
50	TIRUPATTUR	0	0	0	0	0	0	249	249	0.00
	Total	0	0	0	0	0	0	3272	3272	0.00
KRISHNAGIRI										
51	UTHANGARAI (SC)							254	254	0.00
52	BARGUR							261	261	0.00
53	KRISHNAGIRI							278	278	0.00

1	2	3	4	5	6	7	8	9	10	11	
	54	VEPPANAHALLI						266	266	0.00	
	55	HOSUR						298	298	0.00	
	56	THALLI						263	263	0.00	
	Total		0	0	0	0	0	1620	1620	0.00	
	DHARMAPURI										
	57	PALACODU						234	234	0.00	
	58	PENNAGARAM						265	265	0.00	
	59	DHARMAPURI						280	280	0.00	
	60	PAPPIREDDIPPATTI						289	289	0.00	
	61	HARUR (SC)						269	269	0.00	
	Total		0	0	0	0	0	1337	1337	0.00	
	TIRUVANNAMALAI										
	62	CHENGAM (SC)						281	281	0.00	
	63	TIRUVANNAMALAI						262	262	0.00	
	64	KILPENNATHUR						274	274	0.00	
	65	KALASAPAKKAM						250	250	0.00	
	66	POLUR						273	273	0.00	
	67	ARANI						291	291	0.00	
	68	CHEYAR						284	284	0.00	
	69	VANDAVASI (SC)						265	265	0.00	
	Total		0	0	0	0	0	2180	2180	0.00	

Annex 2.10 (Contd.)

Name of District	Assembly Constituency	No	3	4	5	6	7	8	9	10	11
			PS with <50% Photo electors	PS with >50% <60 % Photo electors	PS with >60% <70% Photo electors	PS with >70% <80% Photo electors	PS with >80% <90% Photo electors	PS with >90% <98% Photo electors	PS with >98% Photo electors	Total PS	% of Non-photo Electors
VILLUPURAM											
	70	GINGEE	0	0	0	0	0	0	284	284	0.00
	71	MAILAM	0	0	0	0	0	0	252	252	0.00
	72	TINDIVANAM (SC)	0	0	0	0	0	0	238	238	0.00
	73	VANUR (SC)	0	0	0	0	0	0	273	273	0.00
	74	VILLUPURAM	0	0	0	0	0	0	268	268	0.00
	75	VIKRAVANDI	0	0	0	0	0	0	255	255	0.00
	76	TIRUKKOYILUR	0	0	0	0	0	0	263	263	0.00
	77	ULUNDURPETTAI	0	0	0	0	0	0	311	311	0.00
	78	RISHIVANDIYAM	0	0	0	0	0	0	274	274	0.00
	79	SANKARAPURAM	0	0	0	0	0	0	273	273	0.00
	80	KALLAKURICHI (SC)	0	0	0	0	0	0	293	293	0.00
		Total	0	0	0	0	0	0	2984	2984	0.00
SALEM											
	81	GANGAVALLI (SC)	0	0	0	0	0	0	238	238	0.00
	82	ATTUR (SC)	0	0	0	0	0	0	254	254	0.00
	83	YERCAUD (ST)	0	0	0	0	0	0	291	291	0.00
	84	OMALUR	0	0	0	0	0	0	283	283	0.00
	85	METTUR	0	0	0	0	0	0	278	278	0.00

1	2	3	4	5	6	7	8	9	10	11	
	86	EDAPPADI	0	0	0	0	0	287	287	0.00	
	87	SANKARI	0	0	0	0	0	284	284	0.00	
	88	SALEM (WEST)	0	0	0	0	0	270	270	0.00	
	89	SALEM (NORTH)	0	0	0	0	0	266	266	0.00	
	90	SALEM (SOUTH)	0	0	0	0	0	271	271	0.00	
	91	VEERAPANDI	0	0	0	0	0	271	271	0.00	
	Total		0	0	0	0	0	2993	2993	0.00	
	NAMAKKAL										
	92	RASIPURAM (SC)	0	0	0	0	0	232	232	0.00	
	93	SENTHAMANGALAM (ST)	0	0	0	0	0	258	258	0.00	
	94	NAMAKKAL	0	0	0	0	0	265	265	0.00	
	95	PARAMATHI-VELUR	0	0	0	0	0	237	237	0.00	
	96	TIRUCHENGODU	0	0	0	0	0	240	240	0.00	
	97	KUMARAPALAYAM	0	0	0	0	0	243	243	0.00	
	Total		0	0	0	0	0	1475	1475	0.00	
	ERODE										
	98	ERODE (EAST)	0	0	0	0	0	203	203	0.00	
	99	ERODE (WEST)	0	0	0	0	0	256	256	0.00	
	100	MODAKKURICHI	0	0	0	0	0	241	241	0.00	
	103	PERUNDURAI	0	0	0	0	0	225	225	0.00	
	104	BHAVANI	0	0	0	0	0	249	249	0.00	
	105	ANTHIYUR	0	0	0	0	0	236	236	0.00	
	106	GOBICHETTIPALAYAM	0	0	0	0	0	280	280	0.00	
	107	BHAVANISAGAR (SC)	0	0	0	0	0	263	263	0.00	
	Total		0	0	0	0	0	1953	1953	0.00	

Annex 2.10 (Contd.)

Name of District	No	3	4	5	6	7	8	9	10	11	
Assembly Constituency	Name	PS with <50% Photo electors	PS with >50% <60 % Photo electors	PS with >60% <70% Photo electors	PS with >70% <80% Photo electors	PS with >80% <90% Photo electors	PS with >90% <98% Photo electors	PS with >98% Photo electors	Total PS	% of Non-photo Electors	
TIRUPPUR											
101	DHARAPURAM (SC)	0	0	0	0	0	0	0	268	268	0.00
102	KANGAYAM	0	0	0	0	0	0	0	237	237	0.00
112	AVANASHI (SC)	0	0	0	0	0	0	0	271	271	0.00
113	TIRUPPUR (NORTH)	0	0	0	0	0	0	0	309	309	0.00
114	TIRUPPUR (SOUTH)	0	0	0	0	0	0	0	209	209	0.00
115	PALLADAM	0	0	0	0	0	0	0	333	333	0.0
125	UDUMALPET	0	0	0	0	0	0	0	257	257	0.00
126	MADATHUKULAM	0	0	0	0	0	0	0	236	236	0.00
Total		0	0	0	0	0	0	0	2120	2120	0.00
THE NILGIRIS											
108	UDHAGAMANDALAM	0	0	0	0	0	0	0	220	220	0.00
109	GUDALUR (SC)	0	0	0	0	0	0	0	198	198	0.00
110	COONOR	0	0	0	0	0	0	0	207	207	0.00
Total		0	0	0	0	0	0	0	625	625	0.00
COIMBATORE											
111	METTUPPALAYAM	0	0	0	0	0	0	0	280	280	0.00
116	SULUR	0	0	0	0	0	0	0	280	280	0.00
117	KAVUNDAMPALAYAM	0	0	0	0	0	0	0	348	348	0.00
118	COIMBATORE (NORTH)	0	0	0	0	0	0	0	249	249	0.00

1	2	3	4	5	6	7	8	9	10	11
119	THONDAMUTHUR		0	0	0	0	0	234	234	0.00
120	COIMBATORE (SOUTH)		0	0	0	0	0	209	209	0.00
121	SINGANALLUR		0	0	0	0	0	244	244	0.00
122	KINATHUKADAVU		0	0	0	0	0	248	248	0.00
123	POLLACHI		0	0	0	0	0	220	220	0.00
124	VALPARAI (SC)		0	0	0	0	0	200	200	0.00
	Total		0	0	0	0	0	2512	2512	0.00
DINDIGUL										
127	PALANI		0	0	0	0	0	274	274	0.00
128	ODDANCHATRAM		0	0	0	0	0	257	257	0.00
129	ATHOOR		0	0	0	0	0	303	303	0.00
130	NILAKKOTTAI (SC)		0	0	0	0	0	242	242	0.00
131	NATHAM		0	0	0	0	0	286	286	0.00
132	DINDIGUL		0	0	0	0	0	254	254	0.00
133	VEDASANDUR		0	0	0	0	0	293	293	0.00
	Total		0	0	0	0	0	1909	1909	0.00
KARUR										
134	ARAVAKURICHI		0	0	0	0	0	224	224	0.00
135	KARUR		0	0	0	0	0	240	240	0.00
136	KRISHNARAYAPURAM (SC)		0	0	0	0	0	227	227	0.00
137	KULITHALAI		0	0	0	0	0	248	248	0.00
	Total		0	0	0	0	0	939	939	0.00

Annex 2.10 (Contd.)											
Name of District	No	3	4	5	6	7	8	9	10	11	
Assembley Constituency	Name		PS with <50% Photo electors	PS with >50% <60 % Photo electors	PS with >60% <70% Photo electors	PS with >70% <80% Photo electors	PS with >80% <90% Photo electors	PS with >90% <98% Photo electors	PS with >98% Photo electors	Total PS	% of Non-photo Electors
TIRUCHIRAPPALLI											
138	MANAPPARAI		0	0	0	0	0	288	288	288	0.00
139	SRIRANGAM		0	0	0	0	0	294	294	294	0.00
140	TIRUCHIRAPPALLI (WEST)		0	0	0	0	0	256	256	256	0.00
141	TIRUCHIRAPPALLI (EAST)		0	0	0	0	0	239	239	239	0.00
142	THIRUVERUMBUR		0	0	0	0	0	269	269	269	0.00
143	LALGUDI		0	0	0	0	0	232	232	232	0.00
144	MANACHANALLUR		0	0	0	0	0	250	250	250	0.00
145	MUSIRI		0	0	0	0	0	244	244	244	0.00
146	THURAIYUR (SC)		0	0	0	0	0	247	247	247	0.00
	Total		0	0	0	0	0	2319	2319	2319	0.00
PERAMBALUR											
147	PERAMBALUR (SC)		0	0	0	0	0	297	297	297	0.00
148	KUNNAM		0	0	0	0	0	293	293	293	0.00
	Total		0	0	0	0	0	590	590	590	0.00
ARIYALUR											
149	ARIYALUR		0	0	0	0	0	284	284	284	0.00
150	JAYANKONDAM		0	0	0	0	0	272	272	272	0.00
	Total		0	0	0	0	0	556	556	556	0.00

1	2	3	4	5	6	7	8	9	10	11
CUDDALORE										
151	TITTAKUDI (SC)	0	0	0	0	0	0	227	227	0.00
152	VRIDDHACHALAM	0	0	0	0	0	0	254	254	0.00
153	NEYVELI	0	0	0	0	0	0	211	211	0.00
154	PANRUTI	0	0	0	0	0	0	246	246	0.00
155	CUDDALORE	0	0	0	0	0	0	225	225	0.00
156	KURINJIPADI	0	0	0	0	0	0	245	245	0.00
157	BHUVANAGIRI	0	0	0	0	0	0	274	274	0.00
158	CHIDAMBARAM	0	0	0	0	0	0	239	239	0.00
159	KATTUMANNARKOIL (SC)	0	0	0	0	0	0	236	236	0.00
	Total	0	0	0	0	0	0	2157	2157	0.00
NAGAPATTINAM										
160	SIRKAZHI (SC)	0	0	0	0	0	0	264	264	0.00
161	MAYILADUTHURAI	0	0	0	0	0	0	244	244	0.00
162	POOMPUHAR	0	0	0	0	0	0	294	294	0.00
163	NAGAPATTINAM	0	0	0	0	0	0	205	205	0.00
164	KILVELUR (SC)	0	0	0	0	0	0	193	193	0.00
165	VEDARANYAM	0	0	0	0	0	0	207	207	0.00
	Total	0	0	0	0	0	0	1407	1407	0.00
THIRUVARUR										
166	THIRUTHURAIPOONDI (SC)	0	0	0	0	0	0	254	254	0.00
167	MANNARGUDI	0	0	0	0	0	0	261	261	0.00
168	THIRUVARUR	0	0	0	0	0	0	279	279	0.00
169	NANNILAM	0	0	0	0	0	0	287	287	0.00
	Total	0	0	0	0	0	0	1081	1081	0.00

Annex 2.10 (Contd.)											
Name of District	Assembly Constituency	No	3	4	5	6	7	8	9	10	11
	Name		PS with <50% Photo electors	PS with >50% <60 % Photo electors	PS with >60% <70% Photo electors	PS with >70% <80% Photo electors	PS with >80% <90% Photo electors	PS with >90% <98% Photo electors	PS with >98% Photo electors	Total PS	% of Non-photo Electors
THANJAVUR											
170	THIRUVIDAIMARUDUR (SC)		0	0	0	0	0	0	261	261	0.00
171	KUMBAKONAM		0	0	0	0	0	0	245	245	0.00
172	PAPANASAM		0	0	0	0	0	0	274	274	0.00
173	THIRUVAIYARU		0	0	0	0	0	0	273	273	0.00
174	THANJAVUR		0	0	0	0	0	0	261	261	0.00
175	ORATHANADU		0	0	0	0	0	0	262	262	0.00
176	PATTUKKOTTAI		0	0	0	0	0	0	245	245	0.00
177	PERAVURANI		0	0	0	0	0	0	235	235	0.00
	Total		0	0	0	0	0	0	2056	2056	0.00
PUDUKKOTTAI											
178	GANDHARVAKOTTAI (SC)		0	0	0	0	0	0	209	209	0.00
179	VIRALIMALAI		0	0	0	0	0	0	223	223	0.00
180	PUDUKKOTTAI		0	0	0	0	0	0	230	230	0.00
181	THIRUMAYAM		0	0	0	0	0	0	245	245	0.00
182	ALANGUDI		0	0	0	0	0	0	228	228	0.00
183	ARANTHANGI		0	0	0	0	0	0	243	243	0.00
	Total		0	0	0	0	0	0	1378	1378	0.00

1	2	3	4	5	6	7	8	9	10	11	
SIVAGANGA											
184	KARAIKUDI		0	0	0	0	0	0	300	300	0.00
185	TIRUPPATTUR		0	0	0	0	0	0	307	307	0.00
186	SIVAGANGA		0	0	0	0	0	0	313	313	0.00
187	MANAMADURAI (SC)		0	0	0	0	0	0	292	292	0.00
	Total		0	0	0	0	0	0	1212	1212	0.00
MADURAI											
188	MELUR		0	0	0	0	0	0	260	260	0.00
189	MADURAI EAST		0	0	0	0	0	0	294	294	0.00
190	SHOLAVANDAN (SC)		0	0	0	0	0	0	223	223	0.00
191	MADURAI NORTH		0	0	0	0	0	0	219	219	0.00
192	MADURAI SOUTH		0	0	0	0	0	0	208	208	0.00
193	MADURAI CENTRAL		0	0	0	0	0	0	230	230	0.00
194	MADURAI WEST		0	0	0	0	0	0	265	265	0.00
195	THIRUPARANKUNDRAM		0	0	0	0	0	0	277	277	0.00
196	THIRUMANGALAM		0	0	0	0	0	0	296	296	0.00
197	USILAMPATTI		0	0	0	0	0	0	300	300	0.00
	Total		0	0	0	0	0	0	2572	2572	0.00
THENI											
198	ANDIPATTI		0	0	0	0	0	0	289	289	0.00
199	PERIYAKULAM (SC)		0	0	0	0	0	0	255	255	0.00
200	BODINAYAKANUR		0	0	0	0	0	0	281	281	0.00
201	CUMBUM		0	0	0	0	0	0	272	272	0.00
	Total		0	0	0	0	0	0	1097	1097	0.00

Annex 2.10 (Contd.)												
Name of District	Assembly Constituency	No	3	4	5	6	7	8	9	10	11	
		Name		PS with <50% Photo electors	PS with >50% <60 % Photo electors	PS with >60% <70% Photo electors	PS with >70% <80% Photo electors	PS with >80% <90% Photo electors	PS with >90% <98% Photo electors	PS with >98% Photo electors	Total PS	% of Non-photo Electors
VIRUDHUNAGAR												
	202	RAJAPALAYAM		0	0	0	0	0	0	237	237	0.00
	203	SRIVILLIPUTHUR (SC)		0	0	0	0	0	0	263	263	0.00
	204	SATTUR		0	0	0	0	0	0	248	248	0.00
	205	SIVAKASI		0	0	0	0	0	0	239	239	0.00
	206	VIRUDHUNAGAR		0	0	0	0	0	0	224	224	0.00
	207	ARUPPUKOTTAI		0	0	0	0	0	0	242	242	0.00
	208	TIRUCHULI		0	0	0	0	0	0	258	258	0.00
		Total		0	0	0	0	0	0	1711	1711	0.00
RAMANATHAPURAM												
	209	PARAMAKUDI (SC)		0	0	0	0	0	0	276	276	0.00
	210	TIRUVADANAI		0	0	0	0	0	0	301	301	0.00
	211	RAMANATHAPURAM		0	0	0	0	0	0	302	302	0.00
	212	MUDHUKULATHUR		0	0	0	0	0	0	346	346	0.00
		Total		0	0	0	0	0	0	1225	1225	0.00
THOOTHUKKUDI												
	213	VILATHIKULAM		0	0	0	0	0	0	244	244	0.00
	214	THOOTHUKKUDI		0	0	0	0	0	0	249	249	0.00
	215	TIRUCHENDUR		0	0	0	0	0	0	238	238	0.00
	216	SRIVAIKUNTAM		0	0	0	0	0	0	234	234	0.00

1	2	3	4	5	6	7	8	9	10	11
	217	OTTAPIDARAM (SC)	0	0	0	0	0	233	233	0.00
	218	KOVILPATTI	0	0	0	0	0	238	238	0.00
	Total		0	0	0	0	0	1436	1436	0.00
	TIRUNELVELI									
	219	SANKARANKOVIL (SC)	0	0	0	0	0	253	253	0.00
	220	VASUDEVANALLUR (SC)	0	0	0	0	0	252	252	0.00
	221	KADAYANALLUR	0	0	0	0	0	281	281	0.00
	222	TENKASI	0	0	0	0	0	304	304	0.00
	223	ALANGULAM	0	0	0	0	0	295	295	0.00
	224	TIRUNELVELI	0	0	0	0	0	283	283	0.00
	225	AMBASAMUDRAM	0	0	0	0	0	269	269	0.00
	226	PALAYAMKOTTAI	0	0	0	0	0	234	234	0.00
	227	NANGUNERI	0	0	0	0	0	269	269	0.00
	228	RADHAPURAM	0	0	0	0	0	267	267	0.00
	Total		0	0	0	0	0	2707	2707	0.00
	KANNIYAKUMARI									
	229	KANNIYAKUMARI	0	0	0	0	0	290	290	0.00
	230	NAGERCOIL	0	0	0	0	0	260	260	0.00
	231	COLACHAL	0	0	0	0	0	268	268	0.00
	232	PADMANABHAPURAM	0	0	0	0	0	243	243	0.00
	233	VILAVANCODE	0	0	0	0	0	245	245	0.00
	234	KILLIYOOR	0	0	0	0	0	256	256	0.00
	Total		0	0	0	0	0	1562	1562	0.00
	GRAND TOTAL		0	0	0	0	0	60817	60817	0.00

Format 5D (with CEO)

Annex 2.11

Photo Coverage in Current Rolls - SR 2014 Final Rolls

Name of State : TAMIL NADU

Name of District	Assembly Constituency	No	2	3	4	5	6	7	8	9	10	11
		Name	PS with <50% EPIC	PS with >50% <60 % EPIC	PS with >60% <70% EPIC	PS with >70% <80% EPIC	PS with >80% <90% EPIC	PS with >90% <98% EPIC	PS with >98% EPIC	Total PS	% of Residual Electors	
THIRUVALLUR												
1	GUMMIDIPOONDI		0	0	0	0	0	0	0	0	281	0.00
2	PONNERI (SC)		0	0	0	0	0	0	0	0	271	0.00
3	TIRUTTANI		0	0	0	0	0	0	0	0	304	0.00
4	THIRUVALLUR		0	0	0	0	0	0	0	0	265	0.00
5	POONAMALLEE (SC)		0	0	0	0	0	0	0	0	316	0.00
6	AVADI		0	0	0	0	0	0	0	0	354	0.00
7	MADURAVOYAL		0	0	0	0	0	0	0	0	335	0.00
8	AMBATTUR		0	0	0	0	0	0	0	0	312	0.00
9	MADAVARAM		0	0	0	0	0	0	0	0	319	0.00
10	THIRUVOTTIYUR		0	0	0	0	0	0	0	0	257	0.00
	Total		0	0	0	0	0	0	0	0	3014	0.00
CHENNAI												
11	DR.RADHAKRISHNAN NAGAR		0	0	0	0	0	0	0	0	214	0.00
12	PERAMBUR		0	0	0	0	0	0	0	0	246	0.00
13	KOLATHUR		0	0	0	0	0	0	0	0	216	0.00
14	VILLIVAKKAM		0	0	0	0	0	0	0	0	213	0.00
15	THIRU-VI-KA-NAGAR (SC)		0	0	0	0	0	0	0	0	202	0.00

1	2	3	4	5	6	7	8	9	10	11	
16	EGMORE (SC)		0	0	0	0	0	0	163	163	0.00
17	ROYAPURAM		0	0	0	0	0	0	173	173	0.00
18	HARBOUR		0	0	0	0	0	0	163	163	0.00
19	CHEPAUK-THIRUVALLIKENI		0	0	0	0	0	0	185	185	0.00
20	THOUSAND LIGHTS		0	0	0	0	0	0	206	206	0.00
21	ANNA NAGAR		0	0	0	0	0	0	223	223	0.00
22	VIRUGAMPAKKAM		0	0	0	0	0	0	243	243	0.00
23	SAIDAPET		0	0	0	0	0	0	233	233	0.00
24	THIYAGARAYANAGAR		0	0	0	0	0	0	190	190	0.00
25	MYLAPORE		0	0	0	0	0	0	219	219	0.00
26	VELACHERY		0	0	0	0	0	0	248	248	0.00
	Total		0	0	0	0	0	0	3337	3337	0.00
KANCHEEPURAM											
27	SHOZHINGANALLUR		0	0	0	0	0	0	478	478	0.00
28	ALANDUR		0	0	0	0	0	0	316	316	0.00
29	SRIPERUMBUDUR (SC)		0	0	0	0	0	0	290	290	0.00
30	PALLAVARAM		0	0	0	0	0	0	380	380	0.00
31	TAMBARAM		0	0	0	0	0	0	356	356	0.00
32	CHENGALPATTU		0	0	0	0	0	0	352	352	0.00
33	THIRUPORUR		0	0	0	0	0	0	264	264	0.00
34	CHEYUR (SC)		0	0	0	0	0	0	233	233	0.00

Annex 2.11 (Contd.)															
Name of District	Assembly Constituency	No	Name	1	2	3	4	5	6	7	8	9	10	11	
					PS with <50% EPIC	PS with >50% <60 % EPIC	PS with >60% <70% EPIC	PS with >70% <80% EPIC	PS with >80% <90% EPIC	PS with >90% <98% EPIC	PS with >98% EPIC	Total PS	% of Residual Electors		
		35	MADURANTAKAM (SC)		0	0	0	0	0	0	0	0	241	241	0.00
		36	UTHIRAMERUR		0	0	0	0	0	0	0	0	279	279	0.00
		37	KANCHEEPURAM		0	0	0	0	0	0	0	0	292	292	0.00
			Total		0	0	0	0	0	0	0	0	3481	3481	0.00
VELLORE															
		38	ARAKKONAM (SC)		0	0	0	0	0	0	0	0	243	243	0.00
		39	SHOLINGUR		0	0	0	0	0	0	0	0	296	296	0.00
		40	KATPADI		0	0	0	0	0	0	0	0	231	231	0.00
		41	RANIPET		0	0	0	0	0	0	0	0	265	265	0.00
		42	ARCOT		0	0	0	0	0	0	0	0	284	284	0.00
		43	VELLORE		0	0	0	0	0	0	0	0	222	222	0.00
		44	ANAIKATTU		0	0	0	0	0	0	0	0	247	247	0.00
		45	KILVAITHINANKUPPAM (SC)		0	0	0	0	0	0	0	0	238	238	0.00
		46	GUDIYATTAM (SC)		0	0	0	0	0	0	0	0	273	273	0.00
		47	VANIYAMBADI		0	0	0	0	0	0	0	0	238	238	0.00
		48	AMBUR		0	0	0	0	0	0	0	0	229	229	0.00
		49	JOLARPET		0	0	0	0	0	0	0	0	257	257	0.00
		50	TIRUPATTUR		0	0	0	0	0	0	0	0	249	249	0.00
			Total		0	0	0	0	0	0	0	0	3272	3272	0.00

1	2	3	4	5	6	7	8	9	10	11	
KRISHNAGIRI											
51	UTHANGARAI (SC)		0	0	0	0	0	0	254	254	0.00
52	BARGUR		0	0	0	0	0	0	261	261	0.00
53	KRISHNAGIRI		0	0	0	0	0	0	278	278	0.00
54	VEPPANAHALLI		0	0	0	0	0	0	266	266	0.00
55	HOSUR		0	0	0	0	0	0	298	298	0.00
56	THALI		0	0	0	0	0	0	263	263	0.00
	Total		0	0	0	0	0	0	1620	1620	0.00
DHARMAPURI											
57	PALACODU		0	0	0	0	0	0	234	234	0.00
58	PENNAGARAM		0	0	0	0	0	0	265	265	0.00
59	DHARMAPURI		0	0	0	0	0	0	280	280	0.00
60	PAPPIREDDIPPATTI		0	0	0	0	0	0	289	289	0.00
61	HARUR (SC)		0	0	0	0	0	0	269	269	0.00
	Total		0	0	0	0	0	0	1337	1337	0.00
TIRUVANNAMALAI											
62	CHENGAM (SC)		0	0	0	0	0	0	281	281	0.00
63	TIRUVANNAMALAI		0	0	0	0	0	0	262	262	0.00
64	KILPENNATHUR		0	0	0	0	0	0	274	274	0.00
65	KALASAPAKKAM		0	0	0	0	0	0	250	250	0.00
66	POLUR		0	0	0	0	0	0	273	273	0.00

Annex 2.11 (Contd.)												
Name of District	No	Name	Assembly Constituency	PS with <50% EPIC	PS with >50% <60 % EPIC	PS with >60% <70% EPIC	PS with >70% <80% EPIC	PS with >80% <90% EPIC	PS with >90% <98% EPIC	PS with >98% EPIC	Total PS	% of Residual Electors
1	2	3	4	5	6	7	8	9	10	11	12	13
	67	ARANI		0	0	0	0	0	0	291	291	0.00
	68	CHEYAR		0	0	0	0	0	0	284	284	0.00
	69	VANDAVASI (SC)		0	0	0	0	0	0	265	265	0.00
		Total		0	0	0	0	0	0	2180	2180	0.00
VILLUPURAM												
	70	GINGEE		0	0	0	0	0	0	284	284	0.00
	71	MAILAM		0	0	0	0	0	0	252	252	0.00
	72	TINDIVANAM (SC)		0	0	0	0	0	0	238	238	0.00
	73	VANUR (SC)		0	0	0	0	0	0	273	273	0.00
	74	VILLUPURAM		0	0	0	0	0	0	268	268	0.00
	75	VIKRAVANDI		0	0	0	0	0	0	255	255	0.00
	76	TIRUKKOYILUR		0	0	0	0	0	0	263	263	0.00
	77	ULUNDURPETTAI		0	0	0	0	0	0	311	311	0.00
	78	RSHIVANDIYAM		0	0	0	0	0	0	274	274	0.00
	79	SANKARAPURAM		0	0	0	0	0	0	273	273	0.00
	80	KALLAKURICHI (SC)		0	0	0	0	0	0	293	293	0.00
		Total		0	0	0	0	0	0	2984	2984	0.00
SALEM												
	81	GANGAVALLI (SC)		0	0	0	0	0	0	238	238	0.00
	82	ATTUR (SC)		0	0	0	0	0	0	254	254	0.00
	83	YERCAUD (ST)		0	0	0	0	0	0	291	291	0.00
	84	OMALUR		0	0	0	0	0	0	283	283	0.00
	85	METTUR		0	0	0	0	0	0	278	278	0.00
	86	EDAPPADI		0	0	0	0	0	0	287	287	0.00

1	2	3	4	5	6	7	8	9	10	11	
	87	SANKARI	0	0	0	0	0	0	284	284	0.00
	88	SALEM (WEST)	0	0	0	0	0	0	270	270	0.00
	89	SALEM (NORTH)	0	0	0	0	0	0	266	266	0.00
	90	SALEM (SOUTH)	0	0	0	0	0	0	271	271	0.00
	91	VEERAPANDI	0	0	0	0	0	0	271	271	0.00
		Total	0	0	0	0	0	0	2993	2993	0.00
		NAMAKKAL									
	92	RASIPURAM (SC)	0	0	0	0	0	0	232	232	0.00
	93	SENTHAMANGALAM (ST)	0	0	0	0	0	0	258	258	0.00
	94	NAMAKKAL	0	0	0	0	0	0	265	265	0.00
	95	PARAMATHI-VELUR	0	0	0	0	0	0	237	237	0.00
	96	TIRUCHENGODU	0	0	0	0	0	0	240	240	0.00
	97	KUMARAPALAYAM	0	0	0	0	0	0	243	243	0.00
		Total	0	0	0	0	0	0	1475	1475	0.00
		ERODE									
	98	ERODE (EAST)	0	0	0	0	0	0	203	203	0.00
	99	ERODE (WEST)	0	0	0	0	0	0	256	256	0.00
	100	MODAKKURICHI	0	0	0	0	0	0	241	241	0.00
	103	PERUNDURAI	0	0	0	0	0	0	225	225	0.00
	104	BHAVANI	0	0	0	0	0	0	249	249	0.00
	105	ANTHIYUR	0	0	0	0	0	0	236	236	0.00
	106	GOBICHETTIPALAYAM	0	0	0	0	0	0	280	280	0.00
	107	BHAVANISAGAR (SC)	0	0	0	0	0	0	263	263	0.00
		Total	0	0	0	0	0	0	1953	1953	0.00

Annex 2.11 (Contd.)														
Name of District	Assembly Constituency	No	1	2	3	4	5	6	7	8	9	10	11	
		Name				PS with <50% EPIC	PS with >50% <60 % EPIC	PS with >60% <70% EPIC	PS with >70% <80% EPIC	PS with >80% <90% EPIC	PS with >90% <98% EPIC	PS with >98% EPIC	Total PS	% of Residual Electors
TIRUPPUR														
	101	DHARAPURAM (SC)				0	0	0	0	0	0	268	268	0.00
	102	KANGAYAM				0	0	0	0	0	0	237	237	0.00
	112	AVANASHI (SC)				0	0	0	0	0	0	271	271	0.00
	113	TIRUPPUR (NORTH)				0	0	0	0	0	0	309	309	0.00
	114	TIRUPPUR (SOUTH)				0	0	0	0	0	0	209	209	0.00
	115	PALLADAM				0	0	0	0	0	0	333	333	0.00
	125	UDUMALPET				0	0	0	0	0	0	257	257	0.00
	126	MADATHUKULAM				0	0	0	0	0	0	236	236	0.00
		Total				0	0	0	0	0	0	2120	2120	0.00
THE NILGIRIS														
	108	UDHAGAMANDALAM				0	0	0	0	0	0	220	220	0.00
	109	GUDALUR (SC)				0	0	0	0	0	0	198	198	0.00
	110	COONOOR				0	0	0	0	0	0	207	207	0.00
		Total				0	0	0	0	0	0	625	625	0.00
COIMBATORE														
	111	METTUPPALAYAM				0	0	0	0	0	0	280	280	0.00
	116	SULUR				0	0	0	0	0	0	280	280	0.00
	117	KAVUNDAMPALAYAM				0	0	0	0	0	0	348	348	0.00
	118	COIMBATORE (NORTH)				0	0	0	0	0	0	249	249	0.00
	119	THONDAMUTHUR				0	0	0	0	0	0	234	234	0.00
	120	COIMBATORE (SOUTH)				0	0	0	0	0	0	209	209	0.00
	121	SINGANALLUR				0	0	0	0	0	0	244	244	0.00

1	2	3	4	5	6	7	8	9	10	11	
	122	KINATHUKADAVU	0	0	0	0	0	0	248	248	0.00
	123	POLLACHI	0	0	0	0	0	0	220	220	0.00
	124	VALPARAI (SC)	0	0	0	0	0	0	200	200	0.00
	Total		0	0	0	0	0	0	2512	2512	0.00
	DINDIGUL										
	127	PALANI	0	0	0	0	0	0	274	274	0
	128	ODDANCHATRAM	0	0	0	0	0	0	257	257	0
	129	ATHOOR	0	0	0	0	0	0	303	303	0
	130	NILAKKOTAI (SC)	0	0	0	0	0	0	242	242	0
	131	NATHAM	0	0	0	0	0	0	286	286	0
	132	DINDIGUL	0	0	0	0	0	0	254	254	0
	133	VEDASANDUR	0	0	0	0	0	0	293	293	0
	Total		0	0	0	0	0	0	1909	1909	0.00
	KARUR										
	134	ARAVAKURICHI	0	0	0	0	0	0	224	224	0.00
	135	KARUR	0	0	0	0	0	0	240	240	0.00
	136	KRISHNARAYAPURAM (SC)	0	0	0	0	0	0	227	227	0.00
	137	KULITHALAI	0	0	0	0	0	0	248	248	0.00
	Total		0	0	0	0	0	0	939	939	0.00
	TIRUCHIRAPPALLI										
	138	MANAPPARAI	0	0	0	0	0	0	288	288	0.00
	139	SIRANGAM	0	0	0	0	0	0	294	294	0.00
	140	TIRUCHIRAPPALLI (WEST)	0	0	0	0	0	0	256	256	0.00
	141	TIRUCHIRAPPALLI (EAST)	0	0	0	0	0	0	239	239	0.00
	142	THIRUVERUMBUR	0	0	0	0	0	0	269	269	0.00
	143	LALGUDI	0	0	0	0	0	0	232	232	0.00

Annex 2.11 (Contd.)															
Name of District	Assembly Constituency	No	Name	1	2	3	4	5	6	7	8	9	10	11	
					PS with <50% EPIC	PS with >50% <60 % EPIC	PS with >60% <70% EPIC	PS with >70% <80% EPIC	PS with >80% <90% EPIC	PS with >90% <98% EPIC	PS with >98% EPIC	Total PS	% of Residual Electors		
		144	MANACHANALLUR		0	0	0	0	0	0	0	0	250	250	0.00
		145	MUSIRI		0	0	0	0	0	0	0	0	244	244	0.00
		146	THURAIYUR (SC)		0	0	0	0	0	0	0	0	247	247	0.00
	Total				0	0	0	0	0	0	0	0	2319	2319	0.00
	PERAMBALUR														
		147	PERAMBALUR (SC)		0	0	0	0	0	0	0	0	297	297	0.00
		148	KUNNAM		0	0	0	0	0	0	0	0	293	293	0.00
	Total				0	0	0	0	0	0	0	0	590	590	0.00
	ARIYALUR														
		149	ARIYALUR		0	0	0	0	0	0	0	0	284	284	0.00
		150	JAYANKONDAM		0	0	0	0	0	0	0	0	272	272	0.00
	Total				0	0	0	0	0	0	0	0	556	556	0.00
	CUDDALORE														
		151	TITTAKUDI (SC)		0	0	0	0	0	0	0	0	227	227	0.00
		152	VRIDDHACHALAM		0	0	0	0	0	0	0	0	254	254	0.00
		153	NEYVELI		0	0	0	0	0	0	0	0	211	211	0.00
		154	PANRUTI		0	0	0	0	0	0	0	0	246	246	0.00
		155	CUDDALORE		0	0	0	0	0	0	0	0	225	225	0.00
		156	KURINJIPADI		0	0	0	0	0	0	0	0	245	245	0.00
		157	BHUVANAGIRI		0	0	0	0	0	0	0	0	274	274	0.00
		158	CHIDAMBARAM		0	0	0	0	0	0	0	0	239	239	0.00
		159	KATTUMANNARKOIL (SC)		0	0	0	0	0	0	0	0	236	236	0.00
	Total				0	0	0	0	0	0	0	0	2157	2157	0.00

1	2	3	4	5	6	7	8	9	10	11	
NAGAPATTINAM											
160	SIRKAZHI (SC)		0	0	0	0	0	0	264	264	0.00
161	MAYILADUTHURAI		0	0	0	0	0	0	244	244	0.00
162	POOMPUHAR		0	0	0	0	0	0	294	294	0.00
163	NAGAPATTINAM		0	0	0	0	0	0	205	205	0.00
164	KILVELUR (SC)		0	0	0	0	0	0	193	193	0.00
165	VEDARANYAM		0	0	0	0	0	0	207	207	0.00
	Total		0	0	0	0	0	0	1407	1407	0.00
THIRUVARUR											
166	THIRUTHURAIPOONDI (SC)		0	0	0	0	0	0	254	254	0.00
167	MANNARGUDI		0	0	0	0	0	0	261	261	0.00
168	THIRUVARUR		0	0	0	0	0	0	279	279	0.00
169	NANNILAM		0	0	0	0	0	0	287	287	0.00
	Total		0	0	0	0	0	0	1081	1081	0.00
THANJAVUR											
170	THIRUVIDAIMARUDUR (SC)		0	0	0	0	0	0	261	261	0.00
171	KUMBAKONAM		0	0	0	0	0	0	245	245	0.00
172	PAPANASAM		0	0	0	0	0	0	274	274	0.00
173	THIRUVAIYARU		0	0	0	0	0	0	273	273	0.00
174	THANJAVUR		0	0	0	0	0	0	261	261	0.00
175	ORATHANADU		0	0	0	0	0	0	262	262	0.00
176	PATTUKKOTTAI		0	0	0	0	0	0	245	245	0.00
177	PERAVURANI		0	0	0	0	0	0	235	235	0.00
	Total		0	0	0	0	0	0	2056	2056	0.00

Annex 2.11 (Contd.)

Name of District	Assembly Constituency	No	2	3	4	5	6	7	8	9	10	11	
		Name	PS with <50% EPIC	PS with >50% <60 % EPIC	PS with >60% <70% EPIC	PS with >70% <80% EPIC	PS with >80% <90% EPIC	PS with >90% <98% EPIC	PS with >98% EPIC	Total PS	% of Residual Electors		
PUDUKKOTTAI													
178	GANDHARVAKOTTAI (SC)		0	0	0	0	0	0	0	0	209	209	0.00
179	VIRALIMALAI		0	0	0	0	0	0	0	0	223	223	0.00
180	PUDUKKOTTAI		0	0	0	0	0	0	0	0	230	230	0.00
181	THIRUMAYAM		0	0	0	0	0	0	0	0	245	245	0.00
182	ALANGUDI		0	0	0	0	0	0	0	0	228	228	0.00
183	ARANTHANGI		0	0	0	0	0	0	0	0	243	243	0.00
	Total		0	0	0	0	0	0	0	0	1378	1378	0.00
SIVAGANGA													
184	KARAIKUDI		0	0	0	0	0	0	0	0	300	300	0.00
185	TIRUPPATTUR		0	0	0	0	0	0	0	0	307	307	0.00
186	SIVAGANGA		0	0	0	0	0	0	0	0	313	313	0.00
187	MANAMADURAI (SC)		0	0	0	0	0	0	0	0	292	292	0.00
	Total		0	0	0	0	0	0	0	0	1212	1212	0.00
MADURAI													
188	MELUR		0	0	0	0	0	0	0	0	260	260	0.00
189	MADURAI EAST		0	0	0	0	0	0	0	0	294	294	0.00
190	SHOLAVANDAN (SC)		0	0	0	0	0	0	0	0	223	223	0.00
191	MADURAI NORTH		0	0	0	0	0	0	0	0	219	219	0.00
192	MADURAI SOUTH		0	0	0	0	0	0	0	0	208	208	0.00

1	2	3	4	5	6	7	8	9	10	11	
	193	MADURAI CENTRAL	0	0	0	0	0	0	230	230	0.00
	194	MADURAI WEST	0	0	0	0	0	0	265	265	0.00
	195	THIRUPARANKUNDRAM	0	0	0	0	0	0	277	277	0.00
	196	THIRUMANGALAM	0	0	0	0	0	0	296	296	0.00
	197	USILAMPATTI	0	0	0	0	0	0	300	300	0.00
		Total	0	0	0	0	0	0	2572	2572	0.00
		THENI									#REF!
	198	ANDIPATTI	0	0	0	0	0	0	289	289	0.00
	199	PERIYAKULAM (SC)	0	0	0	0	0	0	255	255	0.00
	200	BODINAYAKANUR	0	0	0	0	0	0	281	281	0.00
	201	CUMBUM	0	0	0	0	0	0	272	272	0.00
		Total	0	0	0	0	0	0	1097	1097	0.00
		VIRUDHUNAGAR									#REF!
	202	RAJAPALAYAM	0	0	0	0	0	0	237	237	0.00
	203	SRIVILLIPUTHUR (SC)	0	0	0	0	0	0	263	263	0.00
	204	SATTUR	0	0	0	0	0	0	248	248	0.00
	205	SIVAKASI	0	0	0	0	0	0	239	239	0.00
	206	VIRUDHUNAGAR	0	0	0	0	0	0	224	224	0.00
	207	ARUPPUKKOTTAI	0	0	0	0	0	0	242	242	0.00
	208	TIRUCHULI	0	0	0	0	0	0	258	258	0.00
		Total	0	0	0	0	0	0	1711	1711	0.00

Annex 2.11 (Contd.)												
Name of District	Assembly Constituency	No	3	4	5	6	7	8	9	10	11	
			PS with <50% EPIC	PS with >50% <60 % EPIC	PS with >60% <70% EPIC	PS with >70% <80% EPIC	PS with >80% <90% EPIC	PS with >90% <98% EPIC	PS with >98% EPIC	Total PS	% of Residual Electors	
RAMANATHAPURAM												
	209	PARAMAKUDI (SC)	0	0	0	0	0	0	0	276	276	0.00
	210	TIRUVADANAI	0	0	0	0	0	0	0	301	301	0.00
	211	RAMANATHAPURAM	0	0	0	0	0	0	0	302	302	0.00
	212	MUDHUKULATHUR	0	0	0	0	0	0	0	346	346	0.00
	Total		0	0	0	0	0	0	0	1225	1225	0.00
THOOTHUKKUDI												
	213	VILATHIKULAM	0	0	0	0	0	0	0	244	244	0.00
	214	THOOTHUKKUDI	0	0	0	0	0	0	0	249	249	0.00
	215	TIRUCHENDUR	0	0	0	0	0	0	0	238	238	0.00
	216	SRIVAIKUNTAM	0	0	0	0	0	0	0	234	234	0.00
	217	OTTAPIDARAM (SC)	0	0	0	0	0	0	0	233	233	0.00
	218	KOVILPATTI	0	0	0	0	0	0	0	238	238	0.00
	Total		0	0	0	0	0	0	0	1436	1436	0.00
TIRUNELVELI												
	219	SANKARANKOVIL (SC)	0	0	0	0	0	0	0	253	253	0.00
	220	VASUDEVANALLUR (SC)	0	0	0	0	0	0	0	252	252	0.00
	221	KADAYANALLUR	0	0	0	0	0	0	0	281	281	0.00
	222	TENKASI	0	0	0	0	0	0	0	304	304	0.00

1	2	3	4	5	6	7	8	9	10	11	
	223	ALANGULAM	0	0	0	0	0	0	295	295	0.00
	224	TIRUNELVELI	0	0	0	0	0	0	283	283	0.00
	225	AMBASAMUDRAM	0	0	0	0	0	0	269	269	0.00
	226	PALAYAMKOTTAI	0	0	0	0	0	0	234	234	0.00
	227	NANGUNERI	0	0	0	0	0	0	269	269	0.00
	228	RADHAPURAM	0	0	0	0	0	0	267	267	0.00
	Total		0	0	0	0	0	0	2707	2707	0.00
	KANNIYAKUMARI										
	229	KANNIYAKUMARI	0	0	0	0	0	0	290	290	0.00
	230	NAGERCOIL	0	0	0	0	0	0	260	260	0.00
	231	COLACHAL	0	0	0	0	0	0	268	268	0.00
	232	PADMANABHAPURAM	0	0	0	0	0	0	243	243	0.00
	233	VILAVANCODE	0	0	0	0	0	0	245	245	0.00
	234	KILLIYOOR	0	0	0	0	0	0	256	256	0.00
	Total		0	0	0	0	0	0	1562	1562	0.00
	GRAND TOTAL		0	0	0	0	0	0	60817	60817	0.00

FORMAT 7**Information on Service****Name of State : Tamil Nadu**

Name Of District	AC No. and Name		Service Voters as at end of December 2012				
	No.	Name	Armed Forces of the Union	Armed force of States posted outside state	Govt. Person employed outside country	Total Service Voters	Of which CSVs (Voter with proxy)
1	2	3	4	5	6	7	8
THIRUVALLUR							
	1	GUMMIDIPOONDI	1	42	0	43	0
	2	PONNERI (SC)	0	22	0	22	0
	3	TIRUTTANI	985	18	0	1003	0
	4	THIRUVALLUR	19	67	0	86	0
	5	POONAMALLEE (SC)	90	7	0	97	0
	6	AVADI	314	64	0	378	0
	7	MADURAVOYAL	4	70	0	74	0
	8	AMBATTUR	6	103	0	109	0
	9	MADAVARAM	3	46	0	49	0
	10	THIRUVOTTIYUR	1	74	0	75	0
		Total	1423	513	0	1936	0
CHENNAI							
	11	DR.RADHAKRISHNAN NAGAR	59	0	0	59	0
	12	PERAMBUR	56	0	0	56	0
	13	KOLATHUR	92	0	0	92	0
	14	VILLIVAKKAM	44	0	0	44	0
	15	THIRU-VI-KA-NAGAR (SC)	44	19	0	63	0
	16	EGMORE (SC)	42	0	0	42	0
	17	ROYAPURAM	35	0	0	35	0
	18	HARBOUR	41	0	0	41	0
	19	CHEPAUK-THIRUVALLIKENI	66	0	0	66	0
	20	THOUSAND LIGHTS	71	0	0	71	0
	21	ANNA NAGAR	98	0	0	98	0
	22	VIRUGAMPAKKAM	34	0	0	34	0
	23	SAIDAPET	61	0	0	61	0
	24	THIYAGARAYANAGAR	82	0	0	82	0
	25	MYLAPORE	72	0	0	72	0
	26	VELACHERY	51	0	0	51	0
		Total	948	19	0	967	0

Voters - CR2014

Annex 2.12

Form 2 Recd	Form 2A Recd	Position for Jan-Dec 2013				Names added thru Form 3	Total SVs added	No. of CSVs added	Total Service Voters in proposed final roll 2013
		Form 3 Recd	Names added in roll thru Form 2	Names added thru Form 2A					
9	10	11	12	13	14	15	16	17	
0	0	0	0	0	0	0	0	43	
0	0	0	0	0	0	0	0	22	
0	0	0	0	87	0	87	0	1090	
0	0	0	0	10	0	10	0	96	
0	0	0	0	2	0	2	0	99	
0	0	0	0	29	0	29	0	407	
0	0	0	0	0	0	0	0	74	
0	0	0	0	0	0	0	0	109	
0	0	0	0	3	0	3	0	52	
0	0	0	0	0	0	0	0	75	
0	0	0	0	131	0	131	0	2067	
1	0	0	1	0	0	1	0	60	
3	0	0	3	0	0	3	0	59	
1	0	0	1	0	0	1	0	93	
5	0	0	0	0	0	2	0	49	
1	0	0	1	0	0	1	0	64	
1	0	0	1	0	0	1	0	43	
6	0	0	6	0	0	6	0	41	
0	0	0	0	0	0	0	0	41	
0	2	0	0	0	2	0	0	68	
0	0	0	0	0	0	0	0	71	
1	0	0	1	0	0	1	0	99	
2	0	0	2	0	0	2	0	36	
1	0	0	1	0	0	1	0	62	
0	0	0	0	0	0	0	0	82	
1	0	0	1	0	0	1	0	73	
1	0	0	1	0	0	1	0	54	
24	2	0	19	0	2	21	0	988	

Information on Service**Name of State : Tamil Nadu**

Name Of District	AC No. and Name		Service Voters as at end of December 2012				
	No.	Name	Armed Forces of the Union	Armed force of States posted outside state	Govt. Person employed outside country	Total Service Voters	Of which CSVs (Voter with proxy)
1	2	3	4	5	6	7	8
KANCHEEPURAM							
	27	SHOZHINGANALLUR	65	0	0	65	0
	28	ALANDUR	93	0	0	93	0
	29	SRIPERUMBUDUR (SC)	45	0	0	45	0
	30	PALLAVARAM	73	0	0	73	0
	31	TAMBARAM	140	0	0	140	0
	32	CHENGALPATTU	54	0	0	54	0
	33	THIRUPORUR	7	0	0	7	0
	34	CHEYYUR (SC)	61	0	0	61	0
	35	MADURANTAKAM (SC)	39	0	0	39	0
	36	UTHIRAMERUR	60	0	0	60	0
	37	KANCHEEPURAM	46	0	0	46	0
	Total		683	0	0	683	0
VELLORE							
	38	ARAKKONAM (SC)	297	0	0	297	0
	39	SHOLINGUR	467	0	0	467	0
	40	KATPADI	2051	0	0	2051	0
	41	RANIPET	835	0	0	835	0
	42	ARCOT	1387	0	0	1387	0
	43	VELLORE	665	0	0	665	0
	44	ANAIKATTU	2084	0	0	2084	0
	45	KILVAITHINANKUPPAM (SC)	2415	0	0	2415	0
	46	GUDIYATTAM (SC)	260	0	0	260	0
	47	VANIYAMBADI	517	0	0	517	0
	48	AMBUR	452	0	0	452	0
	49	JOLARPET	927	0	0	927	0
	50	TIRUPATTUR	460	0	0	460	0
	Total		12817	0	0	12817	0

Information on Service

Name of State : Tamil Nadu

Name Of District	AC No. and Name		Service Voters as at end of December 2012				
	No.	Name	Armed Forces of the Union	Armed force of States posted outside state	Govt. Person employed outside country	Total Service Voters	Of which CSVs (Voter with proxy)
1	2	3	4	5	6	7	8
KRISHNAGIRI							
	51	UTHANGARAI (SC)	24	0		24	0
	52	BARGUR	1305	0		1305	0
	53	KRISHNAGIRI	2057	0		2057	0
	54	VEPPANAHALLI	408	0		408	0
	55	HOSUR	11	0		11	0
	56	THALLI	12	0		12	0
	Total		3817	0	0	3817	0
DHARMAPURI							
	57	PALACODU	214	0	0	214	0
	58	PENNAGARAM	131	0	0	131	0
	59	DHARMAPURI	109	0	0	109	0
	60	PAPPIREDDIPPATTI	141	0	0	141	0
	61	HARUR (SC)	137	0	0	137	0
	Total		732	0	0	732	0
TIRUVANNAMALAI							
	62	CHENGAM (SC)	236	0	0	236	0
	63	TIRUVANNAMALAI	142	0	0	142	0
	64	KILPENNATHUR	407	0	0	407	0
	65	KALASAPAKKAM	777	0	0	777	0
	66	POLUR	988	0	0	988	0
	67	ARANI	2032	0	0	2032	0
	68	CHEYEAR	100	0	0	100	0
	69	VANDEVASI (SC)	123	0	0	123	0
	Total		4805	0	0	4805	0
VILLUPURAM							
	70	GINGEE	527	0	0	527	0
	71	MAILAM	107	0	0	107	0
	72	TINDIVANAM (SC)	61	0	0	61	0
	73	VANUR (SC)	45	0	0	45	0

Information on Service

Name of State : Tamil Nadu

Name Of District	AC No. and Name		Service Voters as at end of December 2012				
	No.	Name	Armed Forces of the Union	Armed force of States posted outside state	Govt. Person employed outside country	Total Service Voters	Of which CSVs (Voter with proxy)
1	2	3	4	5	6	7	8
VILLUPURAM (contd.)							
	74	VILLUPURAM	146	0	0	146	0
	75	VIKRAVANDI	224	0	0	224	0
	76	TIRUKKOYILUR	1258	0	0	1258	0
	77	ULUNDURPETTAI	116	0	0	116	0
	78	RISHIVANDIYAM	105	0	0	105	0
	79	SANKARAPURAM	130	0	0	130	0
	80	KALLAKURICHI (SC)	63	0	0	63	0
	Total		2782	0	0	2782	0
SALEM							
	81	GANGAVALLI (SC)	66	1	0	67	0
	82	ATTUR (SC)	73	28	0	101	0
	83	YERCAUD (ST)	158	21	0	179	0
	84	OMALUR	241	22	5	268	0
	85	METTUR	349	43	0	392	0
	86	EDAPPADI	147	20	0	167	0
	87	SANKARI	84	6	0	90	0
	88	SALEM (WEST)	92	5	0	97	0
	89	SALEM (NORTH)	69	5	0	74	0
	90	SALEM (SOUTH)	59	2	0	61	0
	91	VEERAPANDI	168	0	0	168	0
	Total		1506	153	5	1664	0
NAMAKKAL							
	92	RASIPURAM (SC)	59	0	0	59	0
	93	SENTHAMANGALAM (ST)	74	0	0	74	0
	94	NAMAKKAL	57	0	0	57	0
	95	PARAMATHI-VELUR	90	0	0	90	0
	96	TIRUCHENGODU	78	0	0	78	0
	97	KUMARAPALAYAM	29	0	0	29	0
	Total		387	0	0	387	0

Voters - CR2014

Annex 2.12 (Contd.)

Form 2 Recd	Form 2A Recd	Position for Jan-Dec 2013				Total SVs added	No. of CSVs added	Total Service Voters in proposed final roll 2013
		Form 3 Recd	Names added in roll thru Form 2	Names added thru Form 2A	Names added thru Form 3			
9	10	11	12	13	14	15	16	17
0	0	0	0	0	0	0	0	146
0	0	0	0	0	0	0	0	224
0	0	0	0	0	0	0	0	1258
0	0	0	0	0	0	0	0	116
0	0	0	0	0	0	0	0	105
0	0	0	0	0	0	0	0	130
0	0	0	0	0	0	0	0	63
0	0	0	0	0	0	0	0	2782
0	0	0	0	0	0	0	0	67
0	0	0	0	0	0	0	0	101
0	0	0	0	0	0	0	0	179
0	0	0	0	0	0	0	0	268
7	0	0	7	0	0	7	0	399
0	0	0	0	0	0	0	0	167
0	0	0	0	0	0	0	0	90
0	0	0	0	0	0	0	0	97
0	0	0	0	0	0	0	0	74
0	0	0	0	0	0	0	0	61
0	0	0	0	0	0	0	0	168
7	0	0	7	0	0	7	0	1671
0	0	0	0	0	0	0	0	59
2	0	0	2	0	0	2	0	76
0	0	0	0	0	0	0	0	57
5	1	0	0	1	0	1	0	91
2	0	0	2	0	0	2	0	80
7	0	0	7	0	0	7	0	36
16	1	0	11	1	0	12	0	399

Information on Service**Name of State : Tamil Nadu**

Name Of District	AC No. and Name		Service Voters as at end of December 2012				
	No.	Name	Armed Forces of the Union	Armed force of States posted outside state	Govt. Person employed outside country	Total Service Voters	Of which CSVs (Voter with proxy)
1	2	3	4	5	6	7	8
ERODE							
	98	ERODE (EAST)	43	0	0	43	0
	99	ERODE (WEST)	58	0	0	58	0
	100	MODAKKURICHI	24	0	0	24	0
	103	PERUNDURAI	28	0	0	28	0
	104	BHAVANI	81	3	0	84	0
	105	ANTHIYUR	72	2	0	74	0
	106	GOBICHETTIPALAYAM	41	0	0	41	0
	107	BHAVANISAGAR (SC)	34	2	0	36	0
		Total	381	7	0	388	0
TIRUPPUR							
	101	DHARAPURAM (SC)	54	0	0	54	0
	102	KANGAYAM	30	0	0	30	0
	112	AVANASHI (SC)	15	0	0	15	0
	113	TIRUPPUR (NORTH)	20	0	0	20	0
	114	TIRUPPUR (SOUTH)	22	0	0	22	0
	115	PALLADAM	31	2	0	33	0
	125	UDUMALPET	64	0	0	64	0
	126	MADATHUKULAM	69	0	0	69	0
		Total	305	2	0	307	0
THE NILGIRIS							
	108	UDHAGAMANDALAM	927	0	0	927	0
	109	GUDALUR (SC)	160	0	0	160	0
	110	COONOR	892	0	0	892	0
		Total	1979	0	0	1979	0

Voters - CR2014

Annex 2.12 (Contd.)

Position for Jan-Dec 2013								Total Service Voters in proposed final roll 2013
Form 2 Recd	Form 2A Recd	Form 3 Recd	Names added in roll thru Form 2	Names added thru Form 2A	Names added thru Form 3	Total SVs added	No. of CSVs added	
9	10	11	12	13	14	15	16	17
0	0	0	0	0	0	0	0	43
0	0	0	0	0	0	0	0	58
0	0	0	0	0	0	0	0	24
0	0	0	0	0	0	0	0	28
0	0	0	0	0	0	0	0	84
0	0	0	0	0	0	0	0	74
2	0	0	2	0	0	2	0	43
2	0	0	2	0	0	2	0	38
4	0	0	4	0	0	4	0	392
0	0	0	0	0	0	0	0	54
0	0	0	0	0	0	0	0	30
0	0	0	0	0	0	0	0	15
0	0	0	0	0	0	0	0	20
0	0	0	0	0	0	0	0	22
0	0	0	0	0	0	0	0	33
0	0	0	0	0	0	0	0	64
0	0	0	0	0	5	5	0	74
0	0	0	0	0	5	5	0	312
9	0	0	9	0	0	9	0	936
0	0	0	0	0	0	0	0	160
19	0	0	19	0	0	19	0	911
28	0	0	28	0	0	28	0	2007

Information on Service

Name of State : Tamil Nadu

AC No. and Name			Service Voters as at end of December 2012				
Name Of District	No.	Name	Armed Forces of the Union	Armed force of States posted outside state	Govt. Person employed outside country	Total Service Voters	Of which CSVs (Voter with proxy)
1	2	3	4	5	6	7	8
COIMBATORE							
	111	METTUPPALAYAM	93	2	0	95	0
	116	SULUR	80	5	0	85	0
	117	KAVUNDAMPALAYAM	52	6	0	58	0
	118	COIMBATORE (NORTH)	103	0	0	103	0
	119	THONDAMUTHUR	30	2	0	32	0
	120	COIMBATORE (SOUTH)	100	0	0	100	0
	121	SINGANALLUR	79	10	0	89	0
	122	KINATHUKADAVU	121	4	0	125	0
	123	POLLACHI	35	0	0	35	0
	124	VALPARAI (SC)	90	0	0	90	0
	Total		783	29	0	812	0
DINDIGUL							
	127	PALANI	52	0	0	52	0
	128	ODDANCHATRAM	60	0	0	60	0
	129	ATHOOR	474	0	0	474	0
	130	NILAKKOTTAI (SC)	507	0	0	507	0
	131	NATHAM	213	0	0	213	0
	132	DINDIGUL	415	0	0	415	0
	133	VEDASANDUR	370	0	0	370	0
	Total		2091	0	0	2091	0
KARUR							
	134	ARAVAKURICHI	0	19	0	19	0
	135	KARUR	0	59	0	59	0
	136	KRISHNARAYAPURAM (SC)	0	184	0	184	0
	137	KULITHALAI	0	184	0	184	0
	Total		0	446	0	446	0

Voters - CR2014

Annex 2.12 (Contd.)

Position for Jan-Dec 2013								Total Service
Form 2 Recd	Form 2A Recd	Form 3 Recd	Names added in roll thru Form 2	Names added thru Form 2A	Names added thru Form 3	Total SVs added	No. of CSVs added	Voters in proposed final roll 2013
9	10	11	12	13	14	15	16	17
10	0	0	10	0	0	10	0	105
0	0	0	0	0	0	0	0	85
0	0	0	0	0	0	0	0	58
6	0	0	6	0	0	6	0	109
1	0	0	1	0	0	1	0	33
0	0	0	0	0	0	0	0	100
14	0	0	14	0	0	14	0	103
216	0	0	200	0	0	200	0	325
0	0	0	0	0	0	0	0	35
0	0	0	0	0	0	0	0	90
247	0	0	231	0	0	231	0	1043
0	0	0	0	0	0	0	0	52
0	0	0	0	0	0	0	0	60
0	0	0	0	0	0	0	0	474
0	0	0	0	0	0	0	0	507
0	0	0	0	0	0	0	0	213
0	0	0	0	0	0	0	0	415
0	0	0	0	0	0	0	0	370
0	0	0	0	0	0	0	0	2091
0	1	0	0	1	0	1	0	20
0	2	0	0	2	0	2	0	61
0	5	0	0	5	0	5	0	189
0	7	0	0	7	0	7	0	191
0	15	0	0	15	0	15	0	461

Information on Service

Name of State : Tamil Nadu

AC No. and Name			Service Voters as at end of December 2012				
Name Of District	No.	Name	Armed Forces of the Union	Armed force of States posted outside state	Govt. Person employed outside country	Total Service Voters	Of which CSVs (Voter with proxy)
1	2	3	4	5	6	7	8
TIRUCHIRAPPALLI							
	138	MANAPPARAI	4	257	0	261	0
	139	SRIRANGAM	14	185	0	199	0
	140	TIRUCHIRAPPALLI (WEST)	5	68	0	73	0
	141	TIRUCHIRAPPALLI (EAST)	5	32	0	37	0
	142	THIRUVERUMBUR	0	259	0	259	0
	143	LALGUDI	1	392	49	442	0
	144	MANACHANALLUR	4	179	2	185	0
	145	MUSIRI	21	191	0	212	0
	146	THURAIYUR (SC)	18	114	2	134	0
		Total	72	1677	53	1802	0
PERAMBALUR							
	147	PERAMBALUR (SC)	0	96	0	96	0
	148	KUNNAM	0	97	0	97	0
		Total	0	193	0	193	0
ARIYALUR							
	149	ARIYALUR	0	322	0	322	0
	150	JAYANKONDAM	0	502	0	502	0
		Total	0	824	0	824	0
CUDDALORE							
	151	TITTAKUDI (SC)	0	28	0	28	0
	152	VRIDDHACHALAM	0	69	0	69	0
	153	NEYVELI	0	22	0	22	0
	154	PANRUTI	0	38	0	38	0
	155	CUDDALORE	0	74	0	74	0
	156	KURINJIPADI	0	33	0	33	0
	157	BHUVANAGIRI	0	90	0	90	0
	158	CHIDAMBARAM	0	47	0	47	0
	159	KATTUMANNARKOIL (SC)	0	67	0	67	0
		Total	0	468	0	468	0

Voters - CR2014

Annex 2.12 (Contd.)

Form 2 Recd	Form 2A Recd	Position for Jan-Dec 2013				Names added thru Form 3	Total SVs added	No. of CSVs added	Total Service Voters in proposed final roll 2013
		Form 3 Recd	Names added in roll thru Form 2	Names added thru Form 2A					
9	10	11	12	13	14	15	16	17	
0	11	0	0	11	0	11		272	
0	8	0	0	8	0	8		207	
0	0	0	0	0	0	0		73	
0	2	0	0	2	0	2		39	
0	0	0	0	0	0	0		259	
0	10	0	0	10	0	10		452	
0	19	2	0	19	2	21		206	
0	10	0	0	10	0	10		222	
0	3	0	0	3	0	3		137	
0	63	2	0	63	2	65	0	1867	
3	0	0	3	0	0	3	0	99	
1	0	0	1	0	0	1	0	98	
4	0	0	4	0	0	4	0	197	
0	0	0	0	0	0	0	0	322	
0	0	0	0	0	0	0	0	502	
0	0	0	0	0	0	0	0	824	
0	0	0	0	0	0	0	0	28	
0	0	0	0	0	0	0	0	69	
0	0	0	0	0	0	0	0	22	
0	0	0	0	0	0	0	0	38	
0	0	0	0	0	0	0	0	74	
0	0	0	0	0	0	0	0	33	
0	0	0	4	0	0	4	0	94	
0	0	0	3	0	0	3	0	50	
0	0	0	3	0	0	3	0	70	
0	0	0	10	0	0	10	0	478	

Information on Service**Name of State : Tamil Nadu**

AC No. and Name			Service Voters as at end of December 2012				
Name Of District	No.	Name	Armed Forces of the Union	Armed force of States posted outside state	Govt. Person employed outside country	Total Service Voters	Of which CSVs (Voter with proxy)
1	2	3	4	5	6	7	8
NAGAPATTINAM							
	160	SIRKAZHI (SC)	38	0	0	38	0
	161	MAYILADUTHURAI	85	0	0	85	0
	162	POOMPUHAR	38	0	0	38	0
	163	NAGAPATTINAM	58	0	0	58	0
	164	KILVELUR (SC)	36	0	0	36	0
	165	VEDARANYAM	36	0	0	36	0
	Total		291	0	0	291	0
THIRUVARUR							
	166	THIRUTHURAIPOONDI (SC)	175	0	0	175	0
	167	MANNARGUDI	195	0	0	195	0
	168	THIRUVARUR	193	0	0	193	0
	169	NANNILAM	203	0	0	203	0
	Total		766	0	0	766	0
THANJAVUR							
	170	THIRUVIDAIMARUDUR (SC)	69	0	0	69	0
	171	KUMBAKONAM	77	0	0	77	0
	172	PAPANASAM	115	0	0	115	0
	173	THIRUVAIYARU	185	0	0	185	0
	174	THANJAVUR	207	0	0	207	0
	175	ORATHANADU	266	0	0	266	0
	176	PATTUKKOTTAI	16	0	0	16	0
	177	PERAVURANI	14	0	0	14	0
	Total		949	0	0	949	0
PUDUKKOTTAI							
	178	GANDHARVAKOTTAI (SC)	7	105	0	112	0
	179	VIRALIMALAI	2	67	0	69	0
	180	PUDUKKOTTAI	14	55	0	69	0
	181	THIRUMAYAM	14	92	0	106	0
	182	ALANGUDI	6	45	0	51	0
	183	ARANTHANGI	5	52	0	57	0
	Total		48	416	0	464	0

Information on Service

Name of State : Tamil Nadu

AC No. and Name			Service Voters as at end of December 2012				
Name Of District	No.	Name	Armed Forces of the Union	Armed force of States posted outside state	Govt. Person employed outside country	Total Service Voters	Of which CSVs (Voter with proxy)
1	2	3	4	5	6	7	8
SIVAGANGA							
	184	KARAIKUDI	226	0	0	226	0
	185	TIRUPPATTUR	140	0	0	140	0
	186	SIVAGANGA	842	0	0	842	0
	187	MANAMADURAI (SC)	721	0	0	721	0
	Total		1929	0	0	1929	0
MADURAI							
	188	MELUR	247	0	0	247	0
	189	MADURAI EAST	276	0	0	276	0
	190	SHOLAVANDAN (SC)	768	0	0	768	0
	191	MADURAI NORTH	306	0	0	306	0
	192	MADURAI SOUTH	103	0	0	103	0
	193	MADURAI CENTRAL	254	0	0	254	0
	194	MADURAI WEST	365	0	0	365	0
	195	THIRUPARANKUNDRAM	413	0	0	413	0
	196	THIRUMANGALAM	2217	0	0	2217	0
	197	USILAMPATTI	2063	0	0	2063	0
	Total		7012	0	0	7012	0
THENI						0	
	198	ANDIPATTI	1200	113	0	1313	0
	199	PERIYAKULAM (SC)	1173	57	0	1230	0
	200	BODINAYAKANUR	1098	45	0	1143	0
	201	CUMBUM	1267	21	0	1288	0
	Total		4738	236	0	4974	0
VIRUDHUNAGAR							
	202	RAJAPALAYAM	0	159	0	159	0
	203	SRIVILLIPUTHUR (SC)	0	826	0	826	0
	204	SATTUR	0	490	0	490	0
	205	SIVAKASI	0	70	0	70	0
	206	VIRUDHUNAGAR	0	284	0	284	0
	207	ARUPPUKOTTAI	0	496	0	496	0
	208	TIRUCHULI	0	292	0	292	0
	Total		0	2617	0	2617	0

Voters - CR2014

Annex 2.12 (Contd.)

Position for Jan-Dec 2013								Total Service Voters in proposed final roll 2013
Form 2 Recd	Form 2A Recd	Form 3 Recd	Names added in roll thru Form 2	Names added thru Form 2A	Names added thru Form 3	Total SVs added	No. of CSVs added	
9	10	11	12	13	14	15	16	17
0	0	0	0	0	0	0	0	226
0	0	0	0	0	0	0	0	140
0	0	0	0	0	0	0	0	842
0	0	0	0	0	0	0	0	721
0	0	0	0	0	0	0	0	1929
0	0	0	19	0	0	19	0	266
0	0	0	33	0	0	33	0	309
0	0	0	85	0	0	85	0	853
0	0	0	15	0	0	15	0	321
0	0	0	3	0	0	3	0	106
0	0	0	7	0	0	7	0	261
0	0	0	13	0	0	13	0	378
0	0	0	32	0	0	32	0	445
0	0	0	136	0	0	136	0	2353
0	0	0	141	0	0	141	0	2204
0	0	0	484	0	0	484	0	7496
51	20	0	51	20	0	71	0	1384
41	0	0	41	0	0	41	0	1271
7	47	0	7	47	0	54	0	1197
3	53	0	3	45	0	48	0	1336
102	120	0	102	112	0	214	0	5188
0	0	0	0	100	0	100	0	259
0	0	0	0	108	0	108	0	934
0	0	0	0	52	0	52	0	542
0	0	0	0	24	0	24	0	94
0	0	0	0	20	0	20	0	304
0	0	0	0	23	0	23	0	519
0	0	0	0	20	0	20	0	312
0	0	0	0	347	0	347	0	2964

Information on Service

Name of State : Tamil Nadu

Name Of District	AC No. and Name		Service Voters as at end of December 2012				
	No.	Name	Armed Forces of the Union	Armed force of States posted outside state	Govt. Person employed outside country	Total Service Voters	Of which CSVs (Voter with proxy)
1	2	3	4	5	6	7	8
RAMANATHAPURAM							
	209	PARAMAKUDI (SC)	358	0	0	358	0
	210	TIRUVADANAI	163	0	0	163	0
	211	RAMANATHAPURAM	69	0	0	69	0
	212	MUDHUKULATHUR	351	0	0	351	0
	Total		941	0	0	941	0
THOOTHUKKUDI							
	213	VILATHIKULAM	423	0	0	423	0
	214	THOOTHUKKUDI	193	0	0	193	0
	215	TIRUCHENDUR	49	0	0	49	0
	216	SRIVAIKUNTAM	129	0	0	129	0
	217	OTTAPIDARAM (SC)	741	0	0	741	0
	218	KOVILPATTI	766	0	0	766	0
	Total		2301	0	0	2301	0
TIRUNELVELI							
	219	SANKARANKOVIL (SC)	375	0	0	375	0
	220	VASUDEVANALLUR (SC)	243	0	0	243	0
	221	KADAYANALLUR	343	0	0	343	0
	222	TENKASI	196	0	0	196	0
	223	ALANGULAM	94	0	0	94	0
	224	TIRUNELVELI	148	0	0	148	0
	225	AMBASAMUDRAM	182	0	0	182	0
	226	PALAYAMKOTTAI	176	0	0	176	0
	227	NANGUNERI	130	0	0	130	0
	228	RADHAPURAM	118	0	0	118	0
	Total		2005	0	0	2005	0
KANNIYAKUMARI							
	229	KANNIYAKUMARI	443	0	0	443	0
	230	NAGERCOIL	142	0	0	142	0
	231	COLACHAL	482	0	0	482	0
	232	PADMANABHAPURAM	834	0	0	834	0
	233	VILAVANCODE	1503	0	0	1503	0
	234	KILLIYOOR	1778	0	0	1778	0
	Total		5182	0	0	5182	0
	GRAND TOTAL		61673	7600	58	69331	0

Voters - CR2014

Form 2 Recd	Form 2A Recd	Position for Jan-Dec 2013				Names added thru Form 3	Total SVs added	No. of CSVs added	Total Service Voters in proposed final roll 2013
		Form 3 Recd	Names added in roll thru Form 2	Names added thru Form 2A					
9	10	11	12	13	14	15	16	17	
0	0	0	0	0	0	0	0	358	
0	0	0	0	0	0	0	0	163	
0	0	0	0	0	0	0	0	69	
0	0	0	0	0	0	0	0	351	
0	0	0	0	0	0	0	0	941	
0	0	0	0	0	0	0	0	423	
0	0	0	0	0	0	0	0	193	
0	0	0	0	0	0	0	0	49	
0	0	0	0	0	0	0	0	129	
0	0	0	0	0	0	0	0	741	
0	0	0	0	0	0	0	0	766	
0	0	0	0	0	0	0	0	2301	
0	0	0	0	0	0	0	0	375	
4	0	0	0	4	0	4	0	247	
0	0	0	0	0	0	0	0	343	
0	0	0	0	0	0	0	0	196	
0	0	0	0	0	0	0	0	94	
0	0	0	0	0	0	0	0	148	
0	0	0	0	0	0	0	0	182	
2	0	0	0	2	0	2	0	178	
0	0	0	0	0	0	0	0	130	
0	0	0	0	0	0	0	0	118	
6	0	0	0	6	0	6	0	2011	
10	0	0	0	10	0	10	0	453	
22	0	0	0	22	0	22	0	164	
45	0	0	0	45	0	45	0	527	
53	0	0	0	53	0	53	0	887	
24	0	0	0	24	0	24	0	1527	
18	0	0	0	18	0	18	0	1796	
172	0	0	0	172	0	172	0	5354	
909	203	2	1771	880	9	2660	0	71991	

DISTRIBUTION OF VOTER SLIPS

SI NO	Name of the District	Total No. of Electors	No. of Voter Slip Generated	No. of Voters Slips distributed upto poll day	No. of Voters Slip could not be distributed	% of Distribution
1	THIRUVALLUR	2884766	2884766	2711684	173082	94.00
2	CHENNAI	3775319	3775380	3002499	772881	79.53
3	KANCHEEPURAM	3270224	3270224	3057141	213083	93.48
4	VELLORE	2876173	2876175	2709595	166580	94.21
5	KRISHNAGIRI	1376140	1376140	1364886	11254	99.18
6	DHARMAPURI	1106280	1106280	1100990	5290	99.52
7	TIRUVANNAMALAI	1833558	1833558	1812058	21500	98.83
8	VILLUPURAM	2565245	2565246	2522301	42945	98.33
9	SALEM	2673820	2673822	2606976	66846	97.50
10	NAMAKKAL	1306003	814730	794683	20047	97.54
11	ERODE	1739520	1739520	1640608	98912	94.31
12	THENILGIRIS	543533	543533	535969	7564	98.61
13	COIMBATORE	2619321	2619323	2164659	454664	82.64
14	DINDIGUL	1637511	1637511	1609860	27651	98.31
15	KARUR	814730	814730	794683	20047	97.54
16	TIRUCHIRAPPALLI	2073035	2073035	1978627	94408	95.45
17	PERAMBALUR	507933	507933	482344	25589	94.96
18	CUDDALORE	1891365	1891366	1854364	37002	98.04
19	NAGAPATTINAM	1184964	1184964	1171218	13746	98.84
20	THIRUVARUR	936566	936575	849257	87318	90.68
21	THANJAVUR	1777108	1777111	1700497	76614	95.69
22	PUDUKKOTTAI	1161722	1161722	1118991	42731	96.32
23	SIVAGANGA	1024782	1024788	1004044	20744	97.98
24	MADURAI	2422158	2422158	2419107	3051	99.87
25	THENI	970740	970740	916062	54678	94.37
26	VIRDHUNAGAR	1456397	1456402	1331025	125377	91.39
27	RAMANATHAPURAM	1057559	1057559	1007663	49896	95.28
28	THOOTHUKKUDI	1308105	1308296	1281554	26742	97.96
29	TIRUNELVELI	2367538	2367538	2259733	107805	95.45
30	KANNIYAKUMARI	1462414	1462442	1451072	11370	99.22
31	ARIYALUR	477372	477373	460886	16487	96.55
32	TIRUPPUR	1940848	1940852	1699747	241105	87.58
	Total	55042749	54551792	51414783	3137009	94.25

General Elections to Lok Sabha, 2014
Parliamentary Constituencywise Polling Stations

PC No	PC NAME	AC No	Assembly Constituency Name	Total Parts	Total No. of Polling Stations	Classification of Polling Stations			All voters Auxiliary out of Column 5	Total Main Polling Stations	Total Auxiliary Polling Stations
						All Voters	Men	Women			
1	TIRUVALLUR	1	Gummidipoondi	272	281	263	9	9	0	272	9
		2	Ponneri	267	271	263	4	4	0	267	4
		4	Thiruvallur	252	265	239	13	13	0	252	13
		5	Poonamallee	314	316	312	2	2	0	314	2
		6	Avadi	344	354	334	10	10	0	344	10
		9	Madavaram	303	319	287	16	16	0	303	16
		Total			1752	1806	1698	54	54	0	1752
2	CHENNAI NORTH	10	Thiruvottiyur	241	257	225	16	16	0	241	16
		11	Dr.Radhakrishnan Nagar	208	214	214	0	0	6	208	6
		12	Perambur	239	246	246	0	0	7	239	7
		13	Kolathur	215	216	216	0	0	1	215	1
		15	Thiru-Vi-Ka-Nagar	182	202	202	0	0	20	182	20
		17	Royapuram	172	173	173	0	0	1	172	1
Total			1257	1308	1276	16	16	35	1257	51	
3	CHENNAI SOUTH	22	Virugampakkam	233	243	243	0	0	10	233	10
		23	Saidapet	223	233	233	0	0	10	223	10
		24	Thiyagarayanagar	187	190	190	0	0	3	187	3
		25	Mylapore	217	219	219	0	0	2	217	2
		26	Velachery	238	248	248	0	0	10	238	10
		27	Shozhinganallur	466	478	468	5	5	7	466	12
		Total			1564	1611	1601	5	5	42	1564
4	CHENNAI CENTRAL	14	Villivakkam	210	213	213	0	0	3	210	3
		16	Egmore	162	163	163	0	0	1	162	1
		18	Harbour	163	163	163	0	0	0	163	0
		19	Chepauk-Thiruvallikeni	183	185	185	0	0	2	183	2
		20	Thousand Lights	204	206	206	0	0	2	204	2
		21	Anna Nagar	218	223	223	0	0	5	218	5
Total			1140	1153	1153	0	0	13	1140	13	

Annex 3.1 (Contd.)

PC No	PC NAME	AC No	Assembly Constituency Name	Total Parts	Total No. of Polling Stations	Classification of Polling Stations			All voters Auxiliary out of Column 5	Total Main Polling Stations	Total Auxiliary Polling Stations
						All Voters	Men	Women			
5	SRIPERUMBUDUR	7	Maduravoyal	310	335	285	25	25	0	310	25
		8	Ambattur	304	312	296	8	8	0	304	8
		28	Alandur	310	316	316	0	0	6	310	6
		29	Sriperumbudur	290	290	290	0	0	0	290	0
		30	Pallavaram	373	380	378	1	1	6	373	7
		31	Tambaram	354	356	356	0	0	2	354	2
Total				1941	1989	1921	34	34	14	1941	48
6	KANCHEEPURAM	32	Chengalpattu	352	352	352	0	0	0	352	0
		33	Thiruporur	264	264	264	0	0	0	264	0
		34	Cheyyur	231	233	233	0	0	2	231	2
		35	Madurantakam	241	241	241	0	0	0	241	0
		36	Uthiramerur	279	279	279	0	0	0	279	0
		37	Kancheepuram	292	292	292	0	0	0	292	0
Total				1659	1661	1661	0	0	2	1659	2
7	ARAKKONAM	3	Tiruttani	304	304	304	0	0	0	304	0
		38	Arakkonam	243	243	243	0	0	0	243	0
		39	Sholingur	296	296	296	0	0	0	296	0
		40	Katpadi	231	231	231	0	0	0	231	0
		41	Ranipet	261	265	257	4	4	0	261	4
		42	Arcot	284	284	284	0	0	0	284	0
Total				1619	1623	1615	4	4	0	1619	4
8	VELLORE	43	Vellore	221	222	220	1	1	0	221	1
		44	Anaikattu	247	247	247	0	0	0	247	0
		45	Kilvaithinankuppam	238	238	238	0	0	0	238	0
		46	Gudiyattam	273	273	273	0	0	0	273	0
		47	Vaniyambadi	238	238	238	0	0	0	238	0
		48	Ambur	229	229	229	0	0	0	229	0
Total				1446	1447	1445	1	1	0	1446	1
9	KRISHNAGIRI	51	Uthangarai	254	254	254	0	0	0	254	0
		52	Bargur	261	261	261	0	0	0	261	0
		53	Krishnagiri	278	278	278	0	0	0	278	0
		54	Veppanahalli	263	266	266	0	0	3	263	3
		55	Hosur	294	298	296	1	1	3	294	4
		56	Thalli	259	263	263	0	0	4	259	4
Total				1609	1620	1618	1	1	10	1609	11

Annex 3.1 (Contd.)

PC No	PC NAME	AC No	Assembly Constituency Name	Total Parts	Total No. of Polling Stations	Classification of Polling Stations			All voters Auxiliary out of Column 5	Total Main Polling Stations	Total Auxiliary Polling Stations
						All Voters	Men	Women			
10 DHARMAPURI	57	Palacodu	234	234	234	0	0	0	234	0	
	58	Pennagaram	265	265	265	0	0	0	265	0	
	59	Dharmapuri	280	280	280	0	0	0	280	0	
	60	Pappireddippatti	289	289	289	0	0	0	289	0	
	61	Harur	269	269	269	0	0	0	269	0	
	85	Mettur	278	278	278	0	0	0	278	0	
	Total		1615	1615	1615	0	0	0	1615	0	
11 TIRUVANNAMALAI	49	Jolarpet	256	257	257	0	0	1	256	1	
	50	Tirupattur	249	249	249	0	0	0	249	0	
	62	Chengam	281	281	281	0	0	0	281	0	
	63	Tiruvannamalai	262	262	262	0	0	0	262	0	
	64	Kilpennathur	274	274	274	0	0	0	274	0	
	65	Kalasapakkam	250	250	250	0	0	0	250	0	
	Total		1572	1573	1573	0	0	1	1572	1	
12 ARANI	66	Polur	273	273	273	0	0	0	273	0	
	67	Arani	291	291	291	0	0	0	291	0	
	68	Cheyar	284	284	284	0	0	0	284	0	
	69	Vandavasi	265	265	265	0	0	0	265	0	
	70	Gingee	284	284	284	0	0	0	284	0	
	71	Mailam	252	252	252	0	0	0	252	0	
	Total		1649	1649	1649	0	0	0	1649	0	
13 VILLUPURAM	72	Tindivanam (SC)	238	238	238	0	0	0	238	0	
	73	Vanur (SC)	273	273	273	0	0	0	273	0	
	74	Villupuram	268	268	268	0	0	0	268	0	
	75	Vikravandi	254	255	253	1	1	0	254	1	
	76	Tirukkoyilur	263	263	263	0	0	0	263	0	
	77	Ulundurpettai	309	311	309	1	1	1	309	2	
	Total		1605	1608	1604	2	2	1	1605	3	
14 KALLAKURICHI	78	Rshivandiyam	274	274	274	0	0	0	274	0	
	79	Sankarapuram	273	273	273	0	0	0	273	0	
	80	Kallakurichi (SC)	292	293	291	1	1	0	292	1	
	81	Gangavalli	237	238	236	1	1	0	237	1	
	82	Attur	254	254	254	0	0	0	254	0	
	83	Yercaud	290	291	289	1	1	0	290	1	
	Total		1620	1623	1617	3	3	0	1620	3	

Annex 3.1 (Contd.)

PC No	PC NAME	AC No	Assembly Constituency Name	Total Parts	Total No. of Polling Stations	Classification of Polling Stations			All voters Auxiliary out of Column 5	Total Main Polling Stations	Total Auxiliary Polling Stations
						All Voters	Men	Women			
15 SALEM		84	Omalur	283	283	283	0	0	0	283	0
		86	Edappadi	286	287	285	1	1	0	286	1
		88	Salem (West)	264	270	258	6	6	0	264	6
		89	Salem (North)	266	266	266	0	0	0	266	0
		90	Salem (South)	270	271	269	1	1	0	270	1
		91	Veerapandi	271	271	271	0	0	0	271	0
			Total	1640	1648	1632	8	8	0	1640	8
16 NAMAKKAL		87	Sankari	284	284	284	0	0	0	284	0
		92	Rasipuram	232	232	232	0	0	0	232	0
		93	Senthamangalam	258	258	258	0	0	0	258	0
		94	Namakkal	265	265	265	0	0	0	265	0
		95	Paramathi-Velur	237	237	237	0	0	0	237	0
		96	Tiruchengodu	240	240	240	0	0	0	240	0
			Total	1516	1516	1516	0	0	0	1516	0
17 ERODE		97	Kumarapalayam	243	243	243	0	0	0	243	0
		98	Erode (East)	203	203	203	0	0	0	203	0
		99	Erode (West)	256	256	256	0	0	0	256	0
		100	Modakkurichi	241	241	241	0	0	0	241	0
		101	Dharapuram	268	268	268	0	0	0	268	0
		102	Kangayam	236	237	235	1	1	0	236	1
			Total	1447	1448	1446	1	1	0	1447	1
18 TIRUPPUR		103	Perundurai	225	225	225	0	0	0	225	0
		104	Bhavani	249	249	249	0	0	0	249	0
		105	Anthiyur	236	236	236	0	0	0	236	0
		106	Gobichettipalayam	280	280	280	0	0	0	280	0
		113	Tiruppur (North)	308	309	307	1	1	0	308	1
		114	Tiruppur (South)	208	209	207	1	1	0	208	1
			Total	1506	1508	1504	2	2	0	1506	2

Annex 3.1 (Contd.)

PC No	PC NAME	AC No	Assembly Constituency Name	Total Parts	Total No. of Polling Stations	Classification of Polling Stations			All voters Auxiliary out of Column 5	Total Main Polling Stations	Total Auxiliary Polling Stations
						All Voters	Men	Women			
19 NILGIRIS		107	Bhavanisagar	263	263	263	0	0	0	263	0
		108	Udhagamandalam	220	220	220	0	0	0	220	0
		109	Gudalur	198	198	198	0	0	0	198	0
		110	Coonoor	205	207	203	2	2	0	205	2
		111	Mettupalayam	267	280	254	13	13	0	267	13
		112	Avanashi	270	271	269	1	1	0	270	1
			Total	1423	1439	1407	16	16	0	1423	16
20 COIMBATORE		115	Palladam	333	333	333	0	0	0	333	0
		116	Sulur	280	280	280	0	0	0	280	0
		117	Kavundampalayam	338	348	328	10	10	0	338	10
		118	Coimbatore (North)	240	249	231	9	9	0	240	9
		120	Coimbatore (South)	207	209	205	2	2	0	207	2
		121	Singanallur	237	244	230	7	7	0	237	7
			Total	1635	1663	1607	28	28	0	1635	28
21 POLLACHI		119	Thondamuthur	230	234	226	4	4	0	230	4
		122	Kinathukadavu	247	248	246	1	1	0	247	1
		123	Pollachi	218	220	216	2	2	0	218	2
		124	Valparai (SC)	198	200	196	2	2	0	198	2
		125	Udumalaipettai	256	257	255	1	1	0	256	1
		126	Madathukulam	235	236	234	1	1	0	235	1
			Total	1384	1395	1373	11	11	0	1384	11
22 DINDIGUL		127	Palani	272	274	272	1	1	1	272	2
		128	Oddanchatram	257	257	257	0	0	0	257	0
		129	Athoor	301	303	299	2	2	0	301	2
		130	Nilakkottai	242	242	242	0	0	0	242	0
		131	Natham	273	286	260	13	13	0	273	13
		132	Dindigul	250	254	246	4	4	0	250	4
			Total	1595	1616	1576	20	20	1	1595	21

Annex 3.1 (Contd.)

PC No	PC NAME	AC No	Assembly Constituency Name	Total Parts	Total No. of Polling Stations	Classification of Polling Stations			All voters Auxiliary out of Column 5	Total Main Polling Stations	Total Auxiliary Polling Stations
						All Voters	Men	Women			
23 KARUR		133	Vedasandur	293	293	293	0	0	0	293	0
		134	Aravakurichi	224	224	224	0	0	0	224	0
		135	Karur	240	240	240	0	0	0	240	0
		136	Krishnarayapuram	227	227	227	0	0	0	227	0
		138	Manapparai	287	288	286	1	1	0	287	1
		179	Viralimalai	223	223	223	0	0	0	223	0
		Total			1494	1495	1493	1	1	0	1494
24 TIRUCHIRAPPALLI		139	Srirangam	293	294	292	1	1	0	293	1
		140	Tiruchirappalli (West)	256	256	256	0	0	0	256	0
		141	Tiruchirappalli (East)	239	239	239	0	0	0	239	0
		142	Thiruverumbur	261	269	253	8	8	0	261	8
		178	Gandharvakottai	209	209	209	0	0	0	209	0
		180	Pudukkottai	229	230	228	1	1	0	229	1
		Total			1487	1497	1477	10	10	0	1487
25 PERAMBALUR		137	Kulithalai	247	248	248	0	0	1	247	1
		143	Lalgudi	232	232	232	0	0	0	232	0
		144	Manachanallur	250	250	250	0	0	0	250	0
		145	Musiri	244	244	244	0	0	0	244	0
		146	Thuraiyur	247	247	247	0	0	0	247	0
		147	Perambalur	297	297	297	0	0	0	297	0
		Total			1517	1518	1518	0	0	1	1517
26 CUDDALORE		151	Tittakudi	227	227	227	0	0	0	227	0
		152	Vriddhachalam	254	254	254	0	0	0	254	0
		153	Neyveli	211	211	211	0	0	0	211	0
		154	Panruti	245	246	244	1	1	0	245	1
		155	Cuddalore	225	225	225	0	0	0	225	0
		156	Kurinjpadi	244	245	243	1	1	0	244	1
		Total			1406	1408	1404	2	2	0	1406
27 CHIDAMBARAM		148	Kunnam	293	293	293	0	0	0	293	0
		149	Ariyalur	284	284	284	0	0	0	284	0
		150	Jayankondam	272	272	272	0	0	0	272	0
		157	Bhuvanagiri	274	274	274	0	0	0	274	0
		158	Chidambaram	238	239	237	1	1	0	238	1
		159	Kattumannarkoil	236	236	236	0	0	0	236	0
		Total			1597	1598	1596	1	1	0	1597

Annex 3.1 (Contd.)

PC No	PC NAME	AC No	Assembly Constituency Name	Total Parts	Total No. of Polling Stations	Classification of Polling Stations			All voters Auxiliary out of Column 5	Total Main Polling Stations	Total Auxiliary Polling Stations
						All Voters	Men	Women			
28	MAYILADUTHURAI	160	Sirkazhi	264	264	264	0	0	0	264	0
		161	Mayiladuthurai	242	244	240	2	2	0	242	2
		162	Poompuhar	290	294	286	4	4	0	290	4
		170	Thiruvidadaimarudur	261	261	261	0	0	0	261	0
		171	Kumbakonam	245	245	245	0	0	0	245	0
		172	Papanasam	274	274	274	0	0	0	274	0
		Total			1576	1582	1570	6	6	0	1576
29	NAGAPATTINAM	163	Nagapattinam	205	205	205	0	0	0	205	0
		164	Kilvelur	193	193	193	0	0	0	193	0
		165	Vedaranyam	207	207	207	0	0	0	207	0
		166	Thiruthuraiipoondi	254	254	254	0	0	0	254	0
		168	Thiruvarur	279	279	279	0	0	0	279	0
		169	Nannilam	287	287	287	0	0	0	287	0
		Total			1425	1425	1425	0	0	0	1425
30	THANJAVUR	167	Mannargudi	260	261	259	1	1	0	260	1
		173	Thiruvaiyaru	273	273	273	0	0	0	273	0
		174	Thanjavur	261	261	261	0	0	0	261	0
		175	Orathanadu	262	262	262	0	0	0	262	0
		176	Pattukkottai	245	245	245	0	0	0	245	0
		177	Peravurani	235	235	235	0	0	0	235	0
		Total			1536	1537	1535	1	1	0	1536
31	SIVAGANGA	181	Thirumayam	245	245	245	0	0	0	245	0
		182	Alangudi	228	228	228	0	0	0	228	0
		184	Karaikudi	299	300	300	0	0	1	299	1
		185	Tiruppattur	307	307	307	0	0	0	307	0
		186	Sivaganga	313	313	313	0	0	0	313	0
		187	Manamadurai	292	292	292	0	0	0	292	0
		Total			1684	1685	1685	0	0	1	1684
32	MADURAI	188	Melur	260	260	260	0	0	0	260	0
		189	Madurai East	293	294	292	1	1	0	293	1
		191	Madurai North	218	219	217	1	1	0	218	1
		192	Madurai South	208	208	208	0	0	0	208	0
		193	Madurai Central	229	230	228	1	1	0	229	1
		194	Madurai West	260	265	255	5	5	0	260	5
		Total			1468	1476	1460	8	8	0	1468

Annex 3.1 (Contd.)

PC No	PC NAME	AC No	Assembly Constituency Name	Total Parts	Total No. of Polling Stations	Classification of Polling Stations			All voters Auxiliary out of Column 5	Total Main Polling Stations	Total Auxiliary Polling Stations
						All Voters	Men	Women			
33 THENI		190	Sholavandan	223	223	223	0	0	0	223	0
		197	Usilampatti	299	300	298	1	1	0	299	1
		198	Andipatti	289	289	289	0	0	0	289	0
		199	Periyakulam	255	255	255	0	0	0	255	0
		200	Bodinayakanur	281	281	281	0	0	0	281	0
		201	Cumbum	272	272	272	0	0	0	272	0
			Total	1619	1620	1618	1	1	0	1619	1
34 VIRUDHUNAGAR		195	Thiruparankundram	275	277	273	2	2	0	275	2
		196	Thirumangalam	295	296	294	1	1	0	295	1
		204	Sattur	244	248	240	4	4	0	244	4
		205	Sivakasi	235	239	231	4	4	0	235	4
		206	Virudhunagar	221	224	218	3	3	0	221	3
		207	Aruppukkottai	242	242	242	0	0	0	242	0
			Total	1512	1526	1498	14	14	0	1512	14
35 RAMANATHAPURAM		183	Aranthangi	242	243	241	1	1	0	242	1
		208	Tiruchuli	257	258	256	1	1	0	257	1
		209	Paramakudi	276	276	276	0	0	0	276	0
		210	Tiruvadana	301	301	301	0	0	0	301	0
		211	Ramanathapuram	302	302	302	0	0	0	302	0
		212	Mudhukulathur	346	346	346	0	0	0	346	0
			Total	1724	1726	1722	2	2	0	1724	2
36 THOOTHUKKUDI		213	Vilathikulam	244	244	244	0	0	0	244	0
		214	Thoothukkudi	237	249	225	12	12	0	237	12
		215	Tiruchendur	238	238	238	0	0	0	238	0
		216	Srivaikuntam	234	234	234	0	0	0	234	0
		217	Ottapidaram	228	233	223	5	5	0	228	5
		218	Kovilpatti	232	238	226	6	6	0	232	6
			Total	1413	1436	1390	23	23	0	1413	23

Annex 3.1 (Contd.)

PC No	PC NAME	AC No	Assembly Constituency Name	Total Parts	Total No. of Polling Stations	Classification of Polling Stations			All voters Auxiliary out of Column 5	Total Main Polling Stations	Total Auxiliary Polling Stations
						All Voters	Men	Women			
37 TENKASI		202	Rajapalayam	237	237	237	0	0	0	237	0
		203	Srivilliputhur	260	263	257	3	3	0	260	3
		219	Sankarankovil	253	253	253	0	0	0	253	0
		220	Vasudevanallur	252	252	252	0	0	0	252	0
		221	Kadayanallur	281	281	281	0	0	0	281	0
		222	Tenkasi	304	304	304	0	0	0	304	0
			Total	1587	1590	1584	3	3	0	1587	3
38 TIRUNELVELI		223	Alangulam	295	295	295	0	0	0	295	0
		224	Tirunelveli	283	283	283	0	0	0	283	0
		225	Ambasamudram	269	269	269	0	0	0	269	0
		226	Palayamkottai	234	234	234	0	0	0	234	0
		227	Nanguneri	269	269	269	0	0	0	269	0
		228	Radhapuram	267	267	267	0	0	0	267	0
			Total	1617	1617	1617	0	0	0	1617	0
39 KANNIYAKUMARI		229	Kanniyakumari	290	290	290	0	0	0	290	0
		230	Nagercoil	260	260	260	0	0	0	260	0
		231	Colachal	268	268	268	0	0	0	268	0
		232	Padmanabhapuram	243	243	243	0	0	0	243	0
		233	Vilavancode	245	245	245	0	0	0	245	0
		234	Killiyoor	256	256	256	0	0	0	256	0
			Total	1562	1562	1562	0	0	0	1562	0
			Grand Total	60418	60817	60261	278	278	121	60418	399

FORMAT 6 (with CEO)**Polling Station Locations (PSL) Details - CR2014**

District Name	Assembly		Total Parts			Total Polling Stations		
	No.	Name	Urban	Rural	Total	Urban	Rural	Total
1	2	3	4	5	6	7	8	9
THIRUVALLUR								
1	GUMMIDIPOONDI		22	250	272	23	258	281
2	PONNERI (SC)		54	213	267	51	220	271
3	TIRUTTANI		56	248	304	56	248	304
4	THIRUVALLUR		43	209	252	44	221	265
5	POONAMALLEE (SC)		63	251	314	64	252	316
6	AVADI		329	15	344	338	16	354
7	MADURAVOYAL		276	34	310	293	42	335
8	AMBATTUR		304	0	304	312	0	312
9	MADAVARAM		192	111	303	181	138	319
10	THIRUVOTTIYUR		241	0	241	257	0	257
	Total		1580	1331	2911	1619	1395	3014
CHENNAI								
11	DR.RADHAKRISHNAN NAGAR		208	0	208	214	0	214
12	PERAMBUR		239	0	239	246	0	246
13	KOLATHUR		215	0	215	216	0	216
14	VILLIVAKKAM		210	0	210	213	0	213
15	THIRU-VI-KA-NAGAR (SC)		182	0	182	202	0	202
16	EGMORE (SC)		162	0	162	163	0	163
17	ROYAPURAM		172	0	172	173	0	173
18	HARBOUR		163	0	163	163	0	163
19	CHEPAUK-THIRUVALLIKENI		183	0	183	185	0	185
20	THOUSAND LIGHTS		204	0	204	206	0	206
21	ANNA NAGAR		218	0	218	223	0	223
22	VIRUGAMPAKKAM		233	0	233	243	0	243
23	SAIDAPET		223	0	223	233	0	233
24	THIYAGARAYANAGAR		187	0	187	190	0	190
25	MYLAPORE		217	0	217	219	0	219
26	VELACHERY		238	0	238	248	0	248
	Total		3254	0	3254	3337	0	3337

Annex 3.2

Total Polling Station Locations (PSLs)			Breakup of Urban Polling Station Locations with having more than one PS in same building						Breakup of Rural Polling Station Locations with having more than one PS in same building				
Urban	Rural	Total	1 PS	2 PS	3 PS	4 PS	5 PS	6 & more PS	1 PS	2 PS	3 PS	4 PS	5 & more PS
10	11	12	13	14	15	16	17	18	19	20	21	22	23
9	157	166	3	3	1	0	1	1	87	49	14	5	2
13	123	136	1	3	3	2	0	4	52	55	11	3	2
27	143	170	16	5	1	1	2	2	74	42	19	7	1
13	121	134	2	2	1	6	1	1	59	43	11	2	6
12	91	103	1	1	2	2	1	5	23	37	14	5	12
69	5	74	3	17	6	9	10	24	2	0	0	1	2
57	8	65	1	4	12	7	9	24	0	2	1	2	3
82	0	82	9	24	12	13	5	19	0	0	0	0	0
37	50	87	2	4	5	8	6	12	15	12	10	6	7
68	0	68	7	18	15	12	4	12	0	0	0	0	0
387	698	1085	45	81	58	60	39	104	312	240	80	31	35
49	0	49	6	14	4	3	8	14	0	0	0	0	0
38	0	38	2	2	8	3	3	20	0	0	0	0	0
45	0	45	5	8	5	8	5	14	0	0	0	0	0
48	0	48	6	8	6	8	4	16	0	0	0	0	0
53	0	53	6	14	11	3	7	12	0	0	0	0	0
66	0	66	18	27	10	5	2	4	0	0	0	0	0
64	0	64	12	18	18	12	2	2	0	0	0	0	0
58	0	58	16	14	13	10	0	5	0	0	0	0	0
76	0	76	22	24	18	5	2	5	0	0	0	0	0
78	0	78	19	27	14	7	6	5	0	0	0	0	0
42	0	42	0	6	9	6	4	17	0	0	0	0	0
43	0	43	4	4	7	5	1	22	0	0	0	0	0
54	0	54	3	17	11	3	6	14	0	0	0	0	0
53	0	53	7	14	9	7	7	9	0	0	0	0	0
67	0	67	11	18	11	11	7	9	0	0	0	0	0
54	0	54	2	14	5	11	4	18	0	0	0	0	0
888	0	888	139	229	159	107	68	186	0	0	0	0	0

Polling Station Locations (PSL) Details - CR2014

District Name	Assembly		Total Parts			Total Polling Stations		
	No.	Name	Urban	Rural	Total	Urban	Rural	Total
1	2	3	4	5	6	7	8	9
KANCHEEPURAM								
27	SHOZHINGANALLUR		339	127	466	351	127	478
28	ALANDUR		220	90	310	226	90	316
29	SRIPERUMBUDUR (SC)		0	290	290	0	290	290
30	PALLAVARAM		196	177	373	203	177	380
31	TAMBARAM		162	192	354	164	192	356
32	CHENGALPATTU		102	250	352	102	250	352
33	THIRUPORUR		0	264	264	0	264	264
34	CHEYYUR (SC)		0	231	231	0	233	233
35	MADURANTAKAM (SC)		28	213	241	28	213	241
36	UTHIRAMERUR		20	259	279	20	259	279
37	KANCHEEPURAM		146	146	292	146	146	292
	Total		1213	2239	3452	1240	2241	3481
VELLORE								
38	ARAKKONAM (SC)		77	166	243	77	166	243
39	SHOLINGUR		60	236	296	60	236	296
40	KATPADI		99	132	231	99	132	231
41	RANIPET		68	193	261	72	193	265
42	ARCOT		44	240	284	44	240	284
43	VELLORE		215	6	221	216	6	222
44	ANAIKATTU		26	221	247	26	221	247
45	KILVAITHINANKUPPAM (SC)		0	238	238	0	238	238
46	GUDIYATTAM (SC)		119	154	273	119	154	273
47	VANIYAMBADI		64	174	238	64	174	238
48	AMBUR		81	148	229	81	148	229
49	JOLARPET		26	230	256	26	231	257
50	TIRUPATTUR		65	184	249	65	184	249
	Total		944	2322	3266	949	2323	3272
KRISHNAGIRI								
51	UTHANGARAI (SC)		16	238	254	16	238	254
52	BARGUR		14	247	261	14	247	261
53	KRISHNAGIRI		68	210	278	67	211	278
54	VEPPANAHALLI		0	263	263	0	266	266
55	HOSUR		162	132	294	169	129	298
56	THALLI		25	234	259	25	238	263
	Total		285	1324	1609	291	1329	1620

Annex 3.2 (Contd.)

Total Polling Station Locations (PSLs)			Breakup of Urban Polling Station Locations with having more than one PS in same building						Breakup of Rural Polling Station Locations with having more than one PS in same building				
Urban	Rural	Total	1 PS	2 PS	3 PS	4 PS	5 PS	6 & more PS	1 PS	2 PS	3 PS	4 PS	5 & more PS
10	11	12	13	14	15	16	17	18	19	20	21	22	23
0	64	64	0	0	0	0	0	0	4	7	11	5	37
33	34	67	4	7	9	6	2	5	4	7	9	3	11
0	104	104	0	0	0	0	0	0	31	50	15	2	6
41	28	69	5	10	9	7	3	7	2	6	1	5	14
35	35	70	5	10	9	3	5	3	2	14	4	3	12
19	72	91	3	10	3	2	1	0	17	19	11	8	17
0	104	104	0	0	0	0	0	0	35	38	17	10	4
0	133	133	0	0	0	0	0	0	81	45	2	1	4
10	131	141	1	9	0	0	0	0	87	37	5	1	1
0	141	141	0	0	0	0	0	0	85	42	10	2	2
50	70	120	11	13	10	6	4	6	41	18	4	6	1
188	916	1104	29	59	40	24	15	21	389	283	89	46	109
21	94	115	6	2	4	3	2	4	44	34	11	4	1
23	140	163	9	5	4	3	1	1	65	53	16	6	0
30	81	111	7	8	5	4	5	1	42	32	4	1	2
21	76	97	4	4	2	6	4	1	18	28	14	11	5
24	129	153	6	6	4	5	1	2	69	41	13	5	1
77	3	80	20	17	20	8	7	5	2	0	0	1	0
108	11	119	33	52	14	8	0	1	3	3	1	3	1
0	128	128	0	0	0	0	0	0	53	53	11	9	2
82	38	120	34	34	8	3	2	1	4	17	5	5	7
24	89	113	7	7	2	3	4	1	34	34	12	8	1
18	77	95	0	6	3	3	2	4	37	30	7	2	1
10	104	114	2	4	1	2	1	0	28	45	17	13	1
30	97	127	8	9	7	5	0	1	43	40	8	3	3
468	1067	1535	136	154	74	53	29	22	442	410	119	71	25
9	154	163	3	5	1	0	0	0	89	52	9	3	1
4	141	145	1	1	1	0	0	1	64	58	9	10	0
21	98	119	1	8	2	8	1	1	31	39	16	7	5
0	189	189	0	0	0	0	0	0	133	44	6	5	1
45	84	129	10	10	5	6	3	11	57	17	5	2	3
8	185	193	1	1	3	3	0	0	140	39	5	0	1
87	851	938	16	25	12	17	4	13	514	249	50	27	11

Polling Station Locations (PSL) Details - CR2014

District Name	Assembly		Total Parts			Total Polling Stations		
	No.	Name	Urban	Rural	Total	Urban	Rural	Total
1	2	3	4	5	6	7	8	9
DHARMAPURI					0	0		
57	PALACODU		36	198	234	36	198	234
58	PENNAGARAM		32	233	265	32	233	265
59	DHARMAPURI		69	211	280	69	211	280
60	PAPPIREDDIPPATTI		31	258	289	31	258	289
61	HARUR (SC)		34	235	269	34	235	269
Total			202	1135	1337	202	1135	1337
TIRUVANNAMALAI								
62	CHENGAM (SC)		0	281	281	0	281	281
63	TIRUVANNAMALAI		122	140	262	122	140	262
64	KILPENNATHUR		0	274	274	0	274	274
65	KALASAPAKKAM		0	250	250	0	250	250
66	POLUR		0	273	273	0	273	273
67	ARANI		54	237	291	54	237	291
68	CHEYYAR		30	254	284	30	254	284
69	VANDEVASI (SC)		23	242	265	23	242	265
Total			229	1951	2180	229	1951	2180
VILLUPURAM								
70	GINGEE		30	254	284	30	254	284
71	MAILAM		0	252	252	0	252	252
72	TINDIVANAM (SC)		70	168	238	70	168	238
73	VANUR (SC)		27	246	273	27	246	273
74	VILLUPURAM		133	135	268	133	135	268
75	VIKRAVANDI		10	244	254	11	244	255
76	TIRUKKOYILUR		35	228	263	35	228	263
77	ULUNDURPETTAI		15	294	309	17	294	311
78	RISHIVANDIYAM		6	268	274	6	268	274
79	SANKARAPURAM		48	225	273	48	225	273
80	KALLAKURICHI (SC)		37	255	292	38	255	293
Total			411	2569	2980	415	2569	2984

Annex 3.2 (Contd.)

Total Polling Station Locations (PSLs)			Breakup of Urban Polling Station Locations with having more than one PS in same building						Breakup of Rural Polling Station Locations with having more than one PS in same building				
Urban	Rural	Total	1 PS	2 PS	3 PS	4 PS	5 PS	6 & more PS	1 PS	2 PS	3 PS	4 PS	5 & more PS
10	11	12	13	14	15	16	17	18	19	20	21	22	23
	0												
12	123	135	3	2	2	4	-	1	66	43	10	4	-
10	140	150	2	3	2	2	-	1	60	66	11	3	-
20	118	138	4	8	1	6	-	1	54	40	14	6	4
7	141	148	3	1	-	-	-	3	67	47	18	5	4
13	146	159	1	4	6	2	-	-	87	36	17	6	-
62	668	730	13	18	11	14	0	6	334	232	70	24	8
0	135	135	0	0	0	0	0	0	51	42	29	7	6
39	79	118	5	11	9	8	4	2	36	31	6	4	2
0	137	137	0	0	0	0	0	0	55	49	17	11	5
0	135	135	0	0	0	0	0	0	55	54	18	7	1
0	159	159	0	0	0	0	0	0	78	65	8	5	3
21	135	156	6	5	5	3	2	0	52	67	12	4	0
14	177	191	6	4	1	2	1	0	117	48	11	0	1
13	173	186	7	4	1	0	1	0	117	47	5	4	0
87	1130	1217	24	24	16	13	8	2	561	403	106	42	18
11	142	153	3	3	3	1	0	1	63	58	15	3	3
0	156	156	0	0	0	0	0	0	86	53	10	5	2
38	103	141	19	13	2	2	1	1	60	29	9	2	3
9	145	154	2	2	1	3	0	1	70	56	13	5	1
43	72	115	6	12	12	5	4	4	26	29	17	0	0
2	116	118	0	0	0	0	2	0	36	44	26	8	2
10	116	126	0	4	2	2	0	2	41	49	18	6	2
5	144	149	0	3	0	1	1	0	52	56	20	10	6
3	135	138	2	0	0	1	0	0	47	60	14	11	3
16	123	139	4	5	3	2	0	2	61	42	10	3	7
13	122	135	1	1	4	5	0	2	43	52	18	7	2
150	1374	1524	37	43	27	22	8	13	585	528	170	60	31

Polling Station Locations (PSL) Details - CR2014

District Name	Assembly		Total Parts			Total Polling Stations		
	No.	Name	Urban	Rural	Total	Urban	Rural	Total
1	2	3	4	5	6	7	8	9
SALEM								
81	GANGAVALLI (SC)		53	184	237	54	184	238
82	ATTUR (SC)		100	154	254	100	154	254
83	YERCAUD (ST)		39	251	290	40	251	291
84	OMALUR		28	255	283	28	255	283
85	METTUR		110	168	278	110	168	278
86	EDAPPADI		85	201	286	86	201	287
87	SANKARI		104	180	284	104	180	284
88	SALEM (WEST)		169	95	264	174	96	270
89	SALEM (NORTH)		266	0	266	266	0	266
90	SALEM (SOUTH)		270	0	270	271	0	271
91	VEERAPANDI		36	235	271	36	235	271
	Total		1260	1723	2983	1269	1724	2993
NAMAKKAL								
92	RASIPURAM (SC)		76	156	232	76	156	232
93	SENTHAMANGALAM (ST)		66	192	258	66	192	258
94	NAMAKKAL		105	160	265	105	160	265
95	PARAMATHI-VELUR		57	180	237	57	180	237
96	TIRUCHENGODU		81	159	240	81	159	240
97	KUMARAPALAYAM		96	147	243	96	147	243
	Total		481	994	1475	481	994	1475
ERODE								
98	ERODE (EAST)		203	0	203	203	0	203
99	ERODE (WEST)		163	93	256	163	93	256
100	MODAKKURICHI		104	137	241	104	137	241
103	PERUNDURAI		75	150	225	75	150	225
104	BHAVANI		88	161	249	88	161	249
105	ANTHIYUR		56	180	236	56	180	236
106	GOBICHETTIPALAYAM		110	170	280	110	170	280
107	BHAVANISAGAR (SC)		71	192	263	71	192	263
	Total		870	1083	1953	870	1083	1953

Annex 3.2 (Contd.)

Total Polling Station Locations (PSLs)			Breakup of Urban Polling Station Locations with having more than one PS in same building						Breakup of Rural Polling Station Locations with having more than one PS in same building				
Urban	Rural	Total	1 PS	2 PS	3 PS	4 PS	5 PS	6 & more PS	1 PS	2 PS	3 PS	4 PS	5 & more PS
10	11	12	13	14	15	16	17	18	19	20	21	22	23
21	70	91	5	7	2	6	0	1	14	25	16	9	6
28	68	96	2	10	3	8	2	3	22	23	11	8	4
3	116	119	0	0	0	0	1	2	53	21	11	18	13
11	109	120	1	5	1	3	1	0	33	39	23	10	4
32	82	114	4	6	5	11	4	2	20	48	7	6	1
36	79	115	12	9	4	6	1	4	22	36	11	8	2
27	86	113	2	3	4	10	8	0	14	18	19	15	20
35	33	68	5	6	4	3	4	13	4	12	8	4	5
66	0	66	7	20	10	4	11	14	0	0	0	0	0
59	0	59	7	10	11	8	3	20	0	0	0	0	0
9	86	95	1	2	1	2	0	3	19	32	10	15	10
327	729	1056	46	78	45	61	35	62	201	254	116	93	65
23	76	99	2	9	2	5	3	2	28	27	10	9	2
28	88	116	4	8	9	4	2	1	59	17	9	3	0
36	87	123	15	8	5	5	1	2	68	14	5	0	0
19	100	119	5	4	4	3	0	3	48	35	11	4	2
22	84	106	3	7	2	2	2	6	38	29	11	3	3
16	44	60	0	2	1	3	2	8	6	10	9	8	11
144	479	623	29	38	23	22	10	22	247	132	55	27	18
58	0	58	9	13	13	6	5	12	0	0	0	0	0
29	43	72	2	1	6	10	3	7	12	13	4	6	8
53	65	118	23	18	8	3	1	0	20	30	9	5	1
30	92	122	6	15	4	2	1	2	49	32	6	4	1
24	87	111	6	6	5	4	2	1	31	36	12	3	5
19	88	107	4	5	3	4	2	1	25	41	15	6	1
32	74	106	4	11	3	4	5	5	17	35	13	6	3
16	82	98	2	2	3	2	3	4	17	38	11	10	6
261	531	792	56	71	45	35	22	32	171	225	70	40	25

Polling Station Locations (PSL) Details - CR2014

District Name	Assembly		Total Parts			Total Polling Stations		
	No.	Name	Urban	Rural	Total	Urban	Rural	Total
1	2	3	4	5	6	7	8	9
TIRUPPUR								
101	DHARAPURAM (SC)		96	172	268	96	172	268
102	KANGAYAM		97	139	236	97	140	237
112	AVANASHI (SC)		57	213	270	57	214	271
113	TIRUPPUR (NORTH)		118	190	308	118	191	309
114	TIRUPPUR (SOUTH)		208	0	208	209	0	209
115	PALLADAM		39	294	333	39	294	333
125	UDUMALPET		91	165	256	91	166	257
126	MADATHUKULAM		47	188	235	47	189	236
	Total		753	1361	2114	754	1366	2120
THE NILGIRIS								
108	UDHAGAMANDALAM		112	108	220	112	108	220
109	GUDALUR (SC)		112	86	198	112	86	198
110	COONOOR		100	105	205	100	107	207
	Total		324	299	623	324	301	625
COIMBATORE								
111	METTUPPALAYAM		50	217	267	143	137	280
116	SULUR		110	170	280	110	170	280
117	KAVUNDAMPALAYAM		211	127	338	236	112	348
118	COIMBATORE (NORTH)		240	0	240	249	0	249
119	THONDAMUTHUR		200	30	230	150	84	234
120	COIMBATORE (SOUTH)		207	0	207	209	0	209
121	SINGANALLUR		237	0	237	244	0	244
122	KINATHUKADAVU		160	87	247	79	169	248
123	POLLACHI		78	140	218	78	142	220
124	VALPARAI (SC)		121	77	198	77	123	200
	Total		1614	848	2462	1575	937	2512
DINDIGUL								
127	PALANI		128	144	272	119	155	274
128	ODDANCHATRAM		29	228	257	29	228	257
129	ATHOOR		99	202	301	99	204	303
130	NILAKKOTTAI (SC)		74	168	242	70	172	242
131	NATHAM		31	242	273	31	255	286
132	DINDIGUL		157	93	250	144	110	254
133	VEDASANDUR		59	234	293	61	232	293
	Total		577	1311	1888	553	1356	1909

Annex 3.2 (Contd.)

Total Polling Station Locations (PSLs)			Breakup of Urban Polling Station Locations with having more than one PS in same building						Breakup of Rural Polling Station Locations with having more than one PS in same building				
Urban	Rural	Total	1 PS	2 PS	3 PS	4 PS	5 PS	6 & more PS	1 PS	2 PS	3 PS	4 PS	5 & more PS
10	11	12	13	14	15	16	17	18	19	20	21	22	23
50	114	164	24	15	5	4	1	1	69	36	6	2	1
39	90	129	11	12	6	7	2	1	52	30	5	3	0
24	132	156	6	12	1	3	1	1	76	41	11	0	4
29	66	95	2	5	7	4	2	9	18	19	10	6	13
52	0	52	6	4	11	11	9	11	0	0	0	0	0
14	132	146	3	5	2	2	1	1	43	51	16	9	13
31	83	114	6	7	7	7	2	2	36	29	5	10	3
23	87	110	6	10	7	0	0	0	37	18	17	13	2
262	704	966	64	70	46	38	18	26	331	224	70	43	36
52	67	119	16	20	9	6	1	0	35	27	3	0	2
53	34	87	20	15	12	5	0	1	11	5	10	5	3
55	54	109	25	22	10	0	0	1	28	12	8	5	1
160	155	315	61	57	31	11	1	2	74	44	21	10	6
51	79	130	12	16	8	6	5	4	39	30	4	4	2
35	88	123	6	10	7	6	2	4	41	31	8	4	3
53	46	99	2	15	8	7	6	15	14	16	4	8	4
46	0	46	5	4	5	2	4	26	0	0	0	0	0
31	39	70	3	4	3	5	6	10	10	18	7	2	2
60	0	60	11	13	10	6	6	14	0	0	0	0	0
53	0	53	2	11	8	9	7	16	0	0	0	0	0
19	76	95	3	4	2	4	1	5	25	25	13	11	2
27	93	120	3	10	7	4	1	2	54	34	2	1	2
82	36	118	60	11	8	2	1	1	13	13	5	4	1
457	457	914	107	98	66	51	39	97	196	167	43	34	16
59	85	144	29	14	5	8	3	0	30	40	15	0	0
9	158	167	1	4	0	1	2	1	103	43	10	1	1
44	124	168	13	18	4	7	2	0	74	29	14	5	2
25	103	128	3	12	3	3	2	2	56	34	7	3	3
14	162	176	5	5	1	2	1	0	94	50	12	5	1
52	52	104	10	14	13	9	5	1	24	13	7	1	7
39	175	214	26	9	1	2	0	1	128	40	6	0	1
242	859	1101	87	76	27	32	15	5	509	249	71	15	15

Polling Station Locations (PSL) Details - CR2014

District Name	Assembly		Total Parts			Total Polling Stations		
	No.	Name	Urban	Rural	Total	Urban	Rural	Total
1	2	3	4	5	6	7	8	9
KARUR								
134	ARAVAKURICHI		67	157	224	67	157	224
135	KARUR		158	82	240	156	84	240
136	KRISHNARAYAPURAM (SC)		50	177	227	50	177	227
137	KULITHALAI		51	196	247	51	197	248
	Total		326	612	938	324	615	939
TIRUCHIRAPPALLI								
138	MANAPPARAI		39	248	287	39	249	288
139	SRIRANGAM		83	210	293	84	210	294
140	TIRUCHIRAPPALLI (WEST)		256	0	256	256	0	256
141	TIRUCHIRAPPALLI (EAST)		239	0	239	239	0	239
142	THIRUVERUMBUR		127	134	261	128	141	269
143	LALGUDI		41	191	232	41	191	232
144	MANACHANALLUR		33	217	250	33	217	250
145	MUSIRI		65	179	244	65	179	244
146	THURAIYUR (SC)		44	203	247	44	203	247
	Total		927	1382	2309	929	1390	2319
PERAMBALUR								
147	PERAMBALUR (SC)		59	238	297	59	238	297
148	KUNNAM		9	284	293	9	284	293
	Total		68	522	590	68	522	590
ARIYALUR								
149	ARIYALUR		21	263	284	21	263	284
150	JAYANKONDAM		40	232	272	40	232	272
	Total		61	495	556	61	495	556
CUDDALORE								
151	TITTAKUDI (SC)		33	194	227	33	194	227
152	VRIDDHACHALAM		61	193	254	61	193	254
153	NEYVELI		68	143	211	68	143	211
154	PANRUTI		98	147	245	99	147	246
155	CUDDALORE		121	104	225	121	104	225
156	KURINJIPADI		52	192	244	52	193	245
157	BHUVANAGIRI		52	222	274	52	222	274
158	CHIDAMBARAM		88	150	238	89	150	239
159	KATTUMANNARKOIL (SC)		43	193	236	43	193	236
	Total		616	1538	2154	618	1539	2157

Annex 3.2 (Contd.)

Total Polling Station Locations (PSLs)			Breakup of Urban Polling Station Locations with having more than one PS in same building						Breakup of Rural Polling Station Locations with having more than one PS in same building				
Urban	Rural	Total	1 PS	2 PS	3 PS	4 PS	5 PS	6 & more PS	1 PS	2 PS	3 PS	4 PS	5 & more PS
10	11	12	13	14	15	16	17	18	19	20	21	22	23
32	118	150	17	9	2	1	0	3	85	27	6	0	0
46	38	84	8	14	7	5	5	7	16	10	6	2	4
31	149	180	20	7	2	1	0	1	125	21	2	1	0
21	125	146	6	11	1	2	0	2	73	39	5	5	2
130	430	560	51	41	12	9	5	13	299	97	19	8	6
13	140	153	2	5	2	1	1	2	56	65	14	4	1
24	98	122	3	3	6	6	4	2	33	42	7	11	5
74	0	74	9	24	8	15	7	11	0	0	0	0	0
79	0	79	17	28	9	12	4	9	0	0	0	0	0
34	61	95	6	8	5	7	1	7	28	16	7	2	8
14	101	115	5	2	1	3	1	2	39	42	13	6	1
8	123	131	0	0	2	4	1	1	63	39	12	6	3
24	99	123	6	4	7	6	0	1	44	37	12	5	1
15	112	127	4	5	0	4	0	2	49	39	21	2	1
285	734	1019	52	79	40	58	19	37	312	280	86	36	20
21	123	144	5	3	6	5	2	0	50	44	18	9	2
2	141	143	0	0	0	1	1	0	50	56	23	8	4
23	264	287	5	3	6	6	3	0	100	100	41	17	6
8	166	174	1	5	0	1	0	1	90	59	14	2	1
16	128	144	3	6	5	1	0	1	53	53	15	7	0
24	294	318	4	11	5	2	0	2	143	112	29	9	1
13	123	136	1	7	3	1	1	0	68	43	8	4	0
22	122	144	5	10	2	0	2	3	66	46	6	3	1
22	68	90	2	7	6	3	2	2	17	35	11	3	2
43	74	117	14	13	8	6	1	1	19	42	8	5	0
44	50	94	11	11	12	4	3	3	22	17	5	3	3
22	108	130	4	11	3	3	1	0	44	47	13	4	0
16	136	152	0	7	4	2	1	2	65	59	9	3	0
42	84	126	16	14	6	3	3	0	35	39	5	3	2
14	123	137	0	6	3	3	2	0	66	46	9	2	0
238	888	1126	53	86	47	25	16	11	402	374	74	30	8

Polling Station Locations (PSL) Details - CR2014

District Name	Assembly		Total Parts			Total Polling Stations		
	No.	Name	Urban	Rural	Total	Urban	Rural	Total
1	2	3	4	5	6	7	8	9
NAGAPATTINAM								
160	SIRKAZHI (SC)		32	232	264	32	232	264
161	MAYILADUTHURAI		63	179	242	65	179	244
162	POOMPUHAR		16	274	290	20	274	294
163	NAGAPATTINAM		83	122	205	83	122	205
164	KILVELUR (SC)		16	177	193	16	177	193
165	VEDARANYAM		0	207	207	0	207	207
Total			210	1191	1401	216	1191	1407
THIRUVARUR								
166	THIRUTHURAIPOONDI (SC)		39	215	254	39	215	254
167	MANNARGUDI		58	203	260	58	203	261
168	THIRUVARUR		68	211	279	68	211	279
169	NANNILAM		36	251	287	36	251	287
Total			201	880	1080	201	880	1081
THANJAVUR								
170	THIRUVIDAIMARUDUR (SC)		45	216	261	45	216	261
171	KUMBAKONAM		125	120	245	125	120	245
172	PAPANASAM		51	223	274	51	223	274
173	THIRUVAIYARU		29	244	273	29	244	273
174	THANJAVUR		177	84	261	177	84	261
175	ORATHANADU		8	254	262	8	254	262
176	PATTUKKOTTAI		94	151	245	94	151	245
177	PERAVURANI		23	212	235	23	212	235
Total			552	1504	2056	552	1504	2056
PUDUKKOTTAI								
178	GANDHARVAKOTTAI (SC)		22	187	209	22	187	209
179	VIRALIMALAI		29	194	223	29	194	223
180	PUDUKKOTTAI		107	122	229	109	122	230
181	THIRUMAYAM		19	226	245	19	226	245
182	ALANGUDI		18	210	228	18	210	228
183	ARANTHANGI		27	215	242	28	216	243
Total			222	1154	1376	225	1153	1378

Annex 3.2 (Contd.)

Total Polling Station Locations (PSLs)			Breakup of Urban Polling Station Locations with having more than one PS in same building						Breakup of Rural Polling Station Locations with having more than one PS in same building				
Urban	Rural	Total	1 PS	2 PS	3 PS	4 PS	5 PS	6 & more PS	1 PS	2 PS	3 PS	4 PS	5 & more PS
10	11	12	13	14	15	16	17	18	19	20	21	22	23
19	119	138	8	10	0	1	0	0	40	59	7	12	1
30	80	110	9	13	6	0	2	0	15	42	11	8	4
4	121	125	0	1	0	2	0	1	36	47	18	13	7
30	61	91	4	13	4	6	1	2	25	25	4	4	3
4	104	108	0	1	0	1	2	0	54	36	5	9	0
0	110	110	0	0	0	0	0	0	35	59	10	6	0
87	595	682	21	38	10	10	5	3	205	268	55	52	15
18	130	148	4	8	5	1	0	0	59	62	4	5	0
29	123	152	9	14	4	1	1	0	63	48	7	3	2
31	113	144	10	10	6	5	0	0	46	49	8	7	3
13	158	171	4	4	1	2	1	1	84	60	9	5	0
91	524	615	27	36	16	9	2	1	252	219	28	20	5
18	124	142	2	6	9	1	0	0	49	59	15	1	0
51	71	122	15	15	10	6	4	1	41	16	10	3	1
20	117	137	3	8	6	2	0	1	42	51	18	5	1
11	158	169	2	2	5	2	0	0	90	56	9	1	2
55	30	85	6	13	17	7	8	4	8	10	1	4	7
3	140	143	1	1	0	0	1	0	63	56	7	12	2
30	101	131	4	8	10	2	2	4	62	29	9	1	0
9	129	138	2	4	1	1	0	1	64	51	11	2	1
197	870	1067	35	57	58	21	15	11	419	328	80	29	14
5	136	141	0	0	1	2	1	1	90	43	1	2	0
10	119	129	2	1	3	4	0	0	62	45	6	6	0
37	87	124	2	16	7	8	4	0	61	19	5	2	0
9	150	159	3	3	2	1	0	0	82	61	6	1	0
11	145	156	4	7	0	0	0	0	90	45	10	0	0
8	138	146	1	1	3	1	1	1	81	45	6	4	2
80	775	855	12	28	16	16	6	2	466	258	34	15	2

Polling Station Locations (PSL) Details - CR2014

District Name	Assembly		Total Parts			Total Polling Stations		
	No.	Name	Urban	Rural	Total	Urban	Rural	Total
1	2	3	4	5	6	7	8	9
SIVAGANGA								
184	KARAIKUDI		118	181	299	118	182	300
185	TIRUPPATTUR		68	239	307	68	239	307
186	SIVAGANGA		34	279	313	34	279	313
187	MANAMADURAI (SC)		63	229	292	63	229	292
Total			283	928	1211	283	929	1212
MADURAI								
188	MELUR		32	228	260	32	228	260
189	MADURAI EAST		136	157	293	137	157	294
190	SHOLAVANDAN (SC)		0	223	223	0	223	223
191	MADURAI NORTH		218	0	218	219	0	219
192	MADURAI SOUTH		208	0	208	208	0	208
193	MADURAI CENTRAL		229	0	229	230	0	230
194	MADURAI WEST		226	34	260	265	0	265
195	THIRUPARANKUNDRAM		146	129	275	148	129	277
196	THIRUMANGALAM		60	235	295	46	250	296
197	USILAMPATTI		27	272	299	28	272	300
Total			1282	1278	2560	1313	1259	2572
THENI								
198	ANDIPATTI		78	211	289	78	211	289
199	PERIYAKULAM (SC)		156	99	255	156	99	255
200	BODINAYAKANUR		121	160	281	121	160	281
201	CUMBUM		185	87	272	185	87	272
Total			540	557	1097	540	557	1097
VIRUDHUNAGAR								
202	RAJAPALAYAM		105	132	237	105	132	237
203	SRIVILLIPUTHUR (SC)		64	196	260	65	198	263
204	SATTUR		23	221	244	24	224	248
205	SIVAKASI		102	133	235	102	137	239
206	VIRUDHUNAGAR		64	157	221	64	160	224
207	ARUPPUKKOTTAI		78	164	242	78	164	242
208	TIRUCHULI		0	257	257	0	258	258
Total			436	1260	1696	438	1273	1711

Annex 3.2 (Contd.)

Total Polling Station Locations (PSLs)			Breakup of Urban Polling Station Locations with having more than one PS in same building						Breakup of Rural Polling Station Locations with having more than one PS in same building				
Urban	Rural	Total	1 PS	2 PS	3 PS	4 PS	5 PS	6 & more PS	1 PS	2 PS	3 PS	4 PS	5 & more PS
10	11	12	13	14	15	16	17	18	19	20	21	22	23
54	123	177	23	17	7	2	2	1	92	18	4	7	1
22	160	182	3	7	8	1	1	2	100	47	6	5	1
18	193	211	8	6	2	2	0	0	130	44	16	2	1
27	181	208	8	11	3	2	2	1	140	34	7	0	0
121	657	778	42	41	20	7	5	4	462	143	33	14	3
11	117	128	1	5	2	2	0	1	58	31	15	9	4
40	86	126	8	9	7	6	3	7	45	26	7	3	5
0	119	119	0	0	0	0	0	0	54	43	11	7	4
65	0	65	10	22	6	13	2	12	0	0	0	0	0
54	0	54	11	8	8	7	7	13	0	0	0	0	0
60	0	60	9	9	9	10	11	12	0	0	0	0	0
68	0	68	18	10	8	9	4	19	0	0	0	0	0
28	52	80	4	6	2	1	4	11	16	17	9	3	7
19	161	180	7	4	4	2	1	1	97	50	8	3	3
13	182	195	4	7	1	1	0	0	114	52	8	7	1
358	717	1075	72	80	47	51	32	76	384	219	58	32	24
27	113	140	5	12	4	0	2	4	48	43	15	5	S
49	51	100	7	18	8	5	6	5	27	10	6	6	2
51	86	137	15	16	13	3	2	2	34	37	10	3	2
65	44	109	18	12	17	4	9	5	19	11	10	4	0
192	294	486	45	58	42	12	19	16	128	101	41	18	6
64	68	132	36	19	6	2	1	0	27	28	6	4	3
25	100	125	5	11	3	3	1	2	49	28	6	12	5
11	116	127	3	4	4	0	0	0	50	41	16	6	3
24	41	65	4	5	4	2	6	3	7	9	6	7	12
21	81	102	1	9	3	5	2	1	36	31	7	4	3
31	98	129	5	14	7	3	2	0	58	27	5	5	3
0	175	175	0	0	0	0	0	0	115	49	5	1	5
176	679	855	54	62	27	15	12	6	342	213	51	39	34

Polling Station Locations (PSL) Details - CR2014

District Name	Assembly		Total Parts			Total Polling Stations		
	No.	Name	Urban	Rural	Total	Urban	Rural	Total
1	2	3	4	5	6	7	8	9
RAMANATHAPURAM								
209	PARAMAKUDI (SC)		80	196	276	80	196	276
210	TIRUVADANAI		23	278	301	23	278	301
211	RAMANATHAPURAM		86	216	302	86	216	302
212	MUDHUKULATHUR		32	314	346	32	314	346
	Total		221	1004	1225	221	1004	1225
THOOTHUKKUDI								
213	VILATHIKULAM		27	217	244	27	217	244
214	THOOTHUKKUDI		235	2	237	247	2	249
215	TIRUCHENDUR		105	133	238	105	133	238
216	SRIVAİKUNTAM		48	186	234	48	186	234
217	OTTAPIDARAM (SC)		42	186	228	43	190	233
218	KOVILPATTI		63	169	232	66	172	238
	Total		520	893	1413	536	900	1436
TIRUNELVELI								
219	SANKARANKOVIL (SC)		47	206	253	47	206	253
220	VASUDEVANALLUR (SC)		105	147	252	105	147	252
221	KADAYANALLUR		155	126	281	155	126	281
222	TENKASI		120	184	304	120	184	304
223	ALANGULAM		61	234	295	61	234	295
224	TIRUNELVELI		148	135	283	148	135	283
225	AMBASAMUDRAM		174	95	269	174	95	269
226	PALAYAMKOTTAI		234	0	234	234	0	234
227	NANGUNERI		0	269	269	0	269	269
228	RADHAPURAM		0	267	267	0	267	267
	Total		1044	1663	2707	1044	1663	2707
KANNIYAKUMARI								
229	KANNIYAKUMARI		154	136	290	154	136	290
230	NAGERCOIL		212	48	260	212	48	260
231	COLACHAL		180	88	268	180	88	268
232	PADMANABHAPURAM		143	100	243	143	100	243
233	VILAVANCODE		139	106	245	139	106	245
234	KILLIYOOR		116	140	256	116	140	256
	Total		944	618	1562	944	618	1562
	GRAND TOTAL		22450	37969	60418	22621	38196	60817

Annex 3.2 (Contd.)

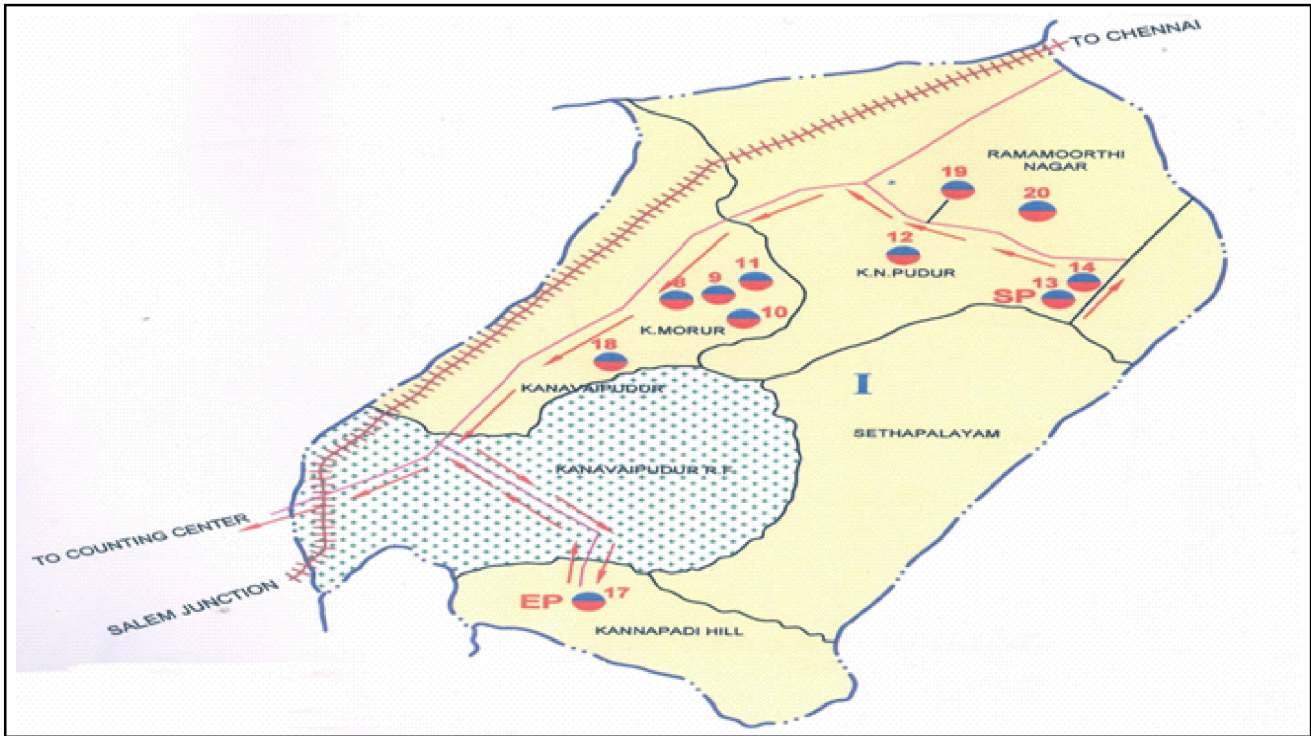
Total Polling Station Locations (PSLs)			Breakup of Urban Polling Station Locations with having more than one PS in same building						Breakup of Rural Polling Station Locations with having more than one PS in same building				
Urban	Rural	Total	1 PS	2 PS	3 PS	4 PS	5 PS	6 & more PS	1 PS	2 PS	3 PS	4 PS	5 & more PS
10	11	12	13	14	15	16	17	18	19	20	21	22	23
24	162	186	3	7	3	6	1	4	132	26	4	0	0
6	156	162	0	2	1	1	1	1	75	55	15	6	5
46	88	134	4	16	14	6	4	2	41	33	5	4	5
10	220	230	3	3	2	1	1	0	134	75	7	3	1
86	626	712	10	28	20	14	7	7	382	189	31	13	11
9	174	183	1	5	0	1	0	2	140	27	5	2	0
70	2	72	6	21	12	18	5	8	2	0	0	0	0
52	95	147	18	22	6	5	1	0	63	28	2	1	1
30	139	169	17	9	3	1	0	0	97	38	3	1	0
11	110	121	3	3	1	1	1	2	67	24	11	4	4
23	106	129	8	6	5	2	0	2	69	21	8	3	5
195	626	821	53	66	27	28	7	14	438	138	29	11	10
20	133	153	9	5	4	1	1	0	82	40	6	4	1
48	100	148	28	12	7	1	0	0	60	31	7	2	0
70	51	121	20	34	8	3	2	3	21	16	8	6	0
40	88	128	12	16	3	5	4	1	35	34	13	4	1
20	103	123	8	4	2	4	0	2	43	42	6	10	2
60	84	144	23	20	10	4	2	1	47	25	5	5	2
73	35	108	27	25	8	9	3	1	20	13	1	0	1
91	0	91	24	31	16	10	5	5	0	0	0	0	0
0	160	160	0	0	0	0	0	0	97	48	8	6	1
0	126	126	0	0	0	0	0	0	58	44	11	9	4
422	880	1302	151	147	58	37	17	13	463	293	65	46	12
73	55	128	18	35	15	4	1	0	12	15	20	6	2
61	18	79	6	15	15	11	4	10	3	6	4	4	1
80	34	114	20	33	16	9	2	0	8	8	10	7	1
64	31	95	16	28	11	7	2	0	5	7	8	4	7
62	33	95	18	22	13	8	0	1	6	9	4	5	9
47	51	98	13	13	11	7	2	1	8	16	16	7	4
387	222	609	91	146	81	46	11	12	42	61	62	33	24
7262	20693	27955	1667	2128	1212	926	492	841	10105	7033	1946	985	619

Details of zones formed for GELS - 2014

S. No.	Name of the Parliamentary Constituency	Total No of Polling Locations	Total Number of Zones	Average number of PS per zone	Minimum number of PS per Zone	Maximum number of PS per Zone
1	THIRUVALLUR (SC)	700	152	12	7	20
2	CHENNAI NORTH	317	47	14	7	20
3	CHENNAI SOUTH	335	80	14	3	19
4	CHENNAI CENTRAL	368	81	13	9	21
5	SRIPERUMBUDUR	457	101	13	7	21
6	KANCHEEPURAM (SC)	730	124	13	6	23
7	ARAKKONAM	809	162	10	2	17
8	VELLORE	655	138	11	1	21
9	KRISHNAGIRI	938	149	11	1	17
10	DHARMAPURI	844	157	10	1	19
11	TIRUVANNAMALAI	766	125	13	7	18
12	ARANI	1007	131	13	10	19
13	VILLUPURAM (SC)	809	144	11	6	17
14	KALLAKURICHI	722	157	10	1	19
15	SALEM	523	148	9	1	18
16	NAMAKKAL	676	131	12	2	21
17	ERODE	601	119	12	8	19
18	TIRUPPUR	593	132	11	1	17
19	THE NILGIRIS (SC)	699	155	9	2	18
20	COIMBATORE	527	137	12	7	18
21	POLLACHI	627	137	11	3	18
22	DINDIGUL	887	169	10	1	16
23	KARUR	910	140	11	8	17
24	TIRUCHIRAPPALLI	635	124	12	6	18
25	PERAMBALUR	786	163	12	4	17
26	CUDDALORE	711	122	12	5	18
27	CHIDAMBARAM (SC)	876	144	11	7	15
28	MAYILADUTHURAI	774	154	10	1	16
29	NAGAPATTINAM (SC)	772	129	11	6	16
30	THANJAVUR	818	145	10	7	17
31	SIVAGANGA	1093	150	11	7	17
32	MADURAI	501	214	12	6	20
33	THENI	800	165	10	1	16
34	VIRDHUNAGAR	683	133	11	10	16
35	RAMANATHAPURAM	1033	161	11	7	16
36	THOOTHUKKUDI	821	112	13	8	20
37	TENKASI (SC)	807	144	10	8	14
38	TIRUNELVELI	752	137	12	5	18
39	KANNIYAKUMARI	609	112	14	1	21
Total		27971	5325	11	1	23

SAMPLE ZONAL PLAN

15 Salem Parliamentary Constituency comprised in 84 Omalur Assembly Constituency – Zone-I



RO's Name	: Thiru.P.K.Periathambi	Cell	: 9976158971
ARO;s Name	: Tmt.G.Karpagavalli	Cell	: 9445000553
RO's Control Room	: 0427-2450048	Cell	:
Police Station Name	: Tr.S.Kumaresan, Inspr., Omalur	Cell	: 9639366896

Sl. No.	PS No.	Polling Station Name	k.m.	BLO Name	Telephone No.
1.	8	PUES K.Morur	1.0	S.Kesavapillai	9443107270
2.	9	PUES K.Morur	1.0	C.Nagarajan	9677687433
3.	10	PUES K.Morur	1.0	A.Shipa	9944607219
4.	11	PUES K.Morur	1.0	M.Balamurugan	9626620432
5.	12	PUES Kedhunaickenpatty	1.0	R.Muthumani	9943771295
6.	13	PUES Sethapalayam	0.0	J.Parnabasyosuva	9442371565
7.	14	PUMS Verachiyur	1.5	K.Suresh	9944063621
8.	17	PUMS Kannappadi	3.0	Ramesh	9688053488
9.	18	PUES Kanavaipudhur	1.0	E.Balasubramnai	9488738697
10.	19	PUES Ramamoorthi Nagar	2.0	Vijayalakshmi	
11.	20	PUES Ramamoorthi Nagar	2.0	R.Indumathi	9688555386

84.OMALUR ASSEMBLY CONSTITUENCY
ZONE NO.1

1	Total No. of Polling Station	11			
2	No.& Name of Polling Location	7			
3	No. & Name of Critical Booths	17.PUMS Kannappadi (One Critical Booths)			
4.	Name of the Zonal Officer	Thiru.E.Sivalingam, Asst. Engineer, BDO, Kadaiyampatty Union			
	Contact No.	Off:	Mobile	Election Mobile	
			9789109568		
5	Name of the Police Officer / Mobile Party Attached	Thiru.S.Kumaresan, Inspr., Omalur			
	Contact No.	Off:	Mobile	Election Mobile	
			9639366896		
6	Name of the Returning Officer	Thiru.P.K.Periathambi, Addl. personal Asst (Land) to Collector, Salem.			
	Contact No.	Off:	Mobile	Election Mobile	
		0427- 2450301	9976158971	0427- 2450302	
7	Name of the nearest Police Station	Thiru.P.Muthukaruppan, Omalur			
	Contact No.	Off:	Mobile	Election Mobile	
			9443998707		
8	Election Friends	P.S.No	Name & Mobile No.	Name & Mobile No.	Name & Mobile No.
		8 to 11	9488350288		
		12	7806834568		
		13	9486015009		
		14	9443764106		
		17, 18	9443575286		
		19, 20	9487205727		
9	Running Hours		2 Hours		
10	Signal Problem at Polling Station/ Nearest Receiving Point and Land Mark	No Signal Problem			
	Signal Problem at Enroute Location on the Land Mark	No Signal Problem			
11	Name of the Anti Social Elements	Nil			

List of Vulnerable /Critical Poling Stations

<i>Parliamentary Consistency</i>	<i>Assembly Constituency No. and Name</i>	<i>District</i>	<i>Vulnerable PS</i>	<i>Other Critical PS</i>	<i>Total</i>
1 - TIRUVALLUR	1 - Gummidipoondi	1 THIRUVALLUR	11	5	16
	2 - Ponneri	1 THIRUVALLUR	8	7	15
	4 - Thiruvallur	1 THIRUVALLUR	10	10	20
	5 - Poonmallae	1 THIRUVALLUR	10	6	16
	6 - Avadi	1 THIRUVALLUR	17	0	17
	9 - Madavaram	1 THIRUVALLUR	12	15	27
2 - CHENNAI NORTH	10-Thiruvottiyur	1 THIRUVALLUR	20	17	37
	11-Dr.Radhakrishnan Nagar	2 CHENNAI	22	0	22
	12 - Perambur	2 CHENNAI	6	0	6
	13 - Kolathur	2 CHENNAI	22	0	22
	15-Thiru-Vi-Ka-Nagar	2 CHENNAI	7	0	7
	17 - Royapuram	2 CHENNAI	27	0	27
3 - CHENNAI SOUTH	22 - Virugampakkam	2 CHENNAI	17	0	17
	23 - Saidapet	2 CHENNAI	22	0	22
	24 - Thiyagarayanagar	2 CHENNAI	10	0	10
	25 - Mylapore	2 CHENNAI	10	0	10
	26 - Velachery	2 CHENNAI	29	0	29
	27-Shozhinganallur	3 KANCHEEPURAM	22	0	22
4-CHENNAI CENTRAL	14 - Villivakkam	2 CHENNAI	12	0	12
	16 - Egmore	2 CHENNAI	8	0	8
	18 - Harbour	2 CHENNAI	10	0	10
	19-Chepauk-Thiruvallikeni	2 CHENNAI	16	0	16
	20 - Thousand Lights	2 CHENNAI	14	0	14
	21 - Anna Nagar	2 CHENNAI	23	0	23
5 - SRIPERUMBUDUR	28 - Alandur	3 KANCHEEPURAM	24	0	24
	29 - Sriperumbudur	3 KANCHEEPURAM	23	0	23
	30 - Pallavaram	3 KANCHEEPURAM	17	0	17
	31 - Tambaram	3 KANCHEEPURAM	25	0	25
	7 - Maduravoyal	1 THIRUVALLUR	9	2	11
	8 - Ambattur	1 THIRUVALLUR	19	0	19

Annex 3.5 (contd.)

Parliamentary Consistency	Assembly Constituency No. and Name	District	Vulnerable PS	Other Critical PS	Total
6 - KANCHEEPURAM	32 - Chengalpattu	3 KANCHEEPURAM	49	0	49
	33 - Thiruporur	3 KANCHEEPURAM	10	0	10
	34 - Cheyyur	3 KANCHEEPURAM	22	0	22
	35 - Madurantakam	3 KANCHEEPURAM	36	0	36
	36 - Uthiramerur	3 KANCHEEPURAM	18	0	18
	37 - Kancheepuram	3 KANCHEEPURAM	25	0	25
7 - ARAKKONAM	3 - Tiruttani	1 THIRUVALLUR	7	7	14
	38 - Arakkonam	4 VELLORE	57	0	57
	39 - Sholingur	4 VELLORE	63	0	63
	40 - Katpadi	4 VELLORE	48	0	48
	41 - Ranipet	4 VELLORE	29	0	29
	42 - Arcot	4 VELLORE	42	0	42
8 - VELLORE	43 - Vellore	4 VELLORE	28	0	28
	44 - Anaikattu	4 VELLORE	28	1	29
	45 - Kilvaithinankuppam	4 VELLORE	59	0	9
	46 - Gudiyattam	4 VELLORE	36	0	36
	47 - Vaniyambadi	4 VELLORE	23	0	23
	48 - Ambur	4 VELLORE	8	0	8
9 - KRISHNAGIRI	51 - Uthangarai	5 KRISHNAGIRI	28		28
	52 - Bargur	5 KRISHNAGIRI	42	1	43
	53 - Krishnagiri	5 KRISHNAGIRI	40	0	40
	54 - Veppanahalli	5 KRISHNAGIRI	23	14	37
	55 - Hosur	5 KRISHNAGIRI	24	20	44
	56 - Thalli	5 KRISHNAGIRI	37	4	41
10 - DHARMAPURI	57 - Palacodu	6 DHARMAPURI	38	15	53
	58 - Pennagaram	6 DHARMAPURI	27	7	34
	59 - Dharmapuri	6 DHARMAPURI	39	33	72
	60 - Pappireddippatti	6 DHARMAPURI	52	39	91
	61 - Harur	6 DHARMAPURI	44	1	45
	85 - Mettur	9 SALEM	78	3	81

Annex 3.5 (contd.)

Parliamentary Consistency	Assembly Constituency No. and Name	District	Vulnerable PS	Other Critical PS	Total
11-TIRUVANNAMALAI	49 - Jolarpet	4 VELLORE	19	0	19
	50 - Tirupattur	4 VELLORE	28	1	29
	62 - Chengam	7 TIRUVANNAMALAI	32	0	32
	63 - Tiruvannamalai	7 TIRUVANNAMALAI	28	0	28
	64 - Kilpennathur	7 TIRUVANNAMALAI	40	0	40
	65 - Kalasapakkam	7 TIRUVANNAMALAI	60	5	65
12 - ARANI	66 - Polur	7 TIRUVANNAMALAI	41	0	41
	67 - Arani	7 TIRUVANNAMALAI	32	0	32
	68 - Cheyyar	7 TIRUVANNAMALAI	61	0	61
	69 - Vandavasi	7 TIRUVANNAMALAI	59	0	59
	70 - Gingee	8 VILLUPURAM	0	89	89
	71 - Mailam	8 VILLUPURAM	0	83	83
13 - VILLUPURAM	72 - Tindivanam	8 VILLUPURAM	0	124	124
	73 - Vanur	8 VILLUPURAM	17	132	149
	74 - Villupuram	8 VILLUPURAM	10	64	74
	75 - Vikravandi	8 VILLUPURAM	13	95	108
	76 - Tirukkoyilur	8 VILLUPURAM	35	83	118
	77 - Ulundurpettai	8 VILLUPURAM	16	56	72
14 - KALLAKURICHI	78 - Rishivandiyam	8 VILLUPURAM	0	38	38
	79 - Sankarapuram	8 VILLUPURAM	10	83	93
	80 - Kallakurichi	8 VILLUPURAM	1	70	71
	81 - Gangavalli	9 SALEM	77	1	78
	82 - Attur	9 SALEM	44	0	44
	83 - Yercaud	9 SALEM	88	1	89
15 - SALEM	84 - Omalur	9 SALEM	58	1	59
	86 - Edappadi	9 SALEM	34	0	34
	88 - Salem (West)	9 SALEM	48	0	48
	89 - Salem (North)	9 SALEM	50	0	50
	90 - Salem (South)	9 SALEM	34	0	34
	91 - Veerapandi	9 SALEM	0	0	0

Annex 3.5 (contd.)

Parliamentary Constituency	Assembly Constituency No. and Name	District	Vulnerable PS	Other Critical PS	Total
16 - NAMAKKAL	87 - Sankari	9 SALEM	80	0	80
	92 - Rasipuram	10 NAMAKKAL	47	0	47
	93-Senthamangalam	10 NAMAKKAL	38	4	42
	94 - Namakkal	10 NAMAKKAL	18	0	18
	95 - Paramathi-Velur	10 NAMAKKAL	29	6	35
	96 - Tiruchengodu	10 NAMAKKAL	25	0	25
17 - ERODE	100 - Modakkurichi	11 ERODE	15	0	15
	101 - Dharapuram	32 TIRUPPUR	22	0	22
	102 - Kangayam	32 TIRUPPUR	32	0	32
	97 - Kumarapalayam	10 NAMAKKAL	28	1	29
	98 - Erode (East)	11 ERODE	19	0	19
	99 - Erode (West)	11 ERODE	5	0	5
18 - TIRUPPUR	103 - Perundurai	11 ERODE	11	2	13
	104 - Bhavani	11 ERODE	16	0	16
	105 - Anthiyur	11 ERODE	23	0	23
	106-Gobichettipalayam	11 ERODE	11	0	11
	113-Tiruppur (North)	32 TIRUPPUR	19	0	19
	114-Tiruppur (South)	32 TIRUPPUR	23	0	23
19 - NILGIRIS	107 - Bhavanisagar	11 ERODE	15	0	15
	108-Udhagamandalam	12 THE NILGIRIS	19	0	19
	109 - Gudalur	12 THE NILGIRIS	21	0	21
	110 - Coonoor	12 THE NILGIRIS	23	0	23
	111 - Mettupalayam	13 COIMBATORE	16	0	16
	112 - Avanashi	32 TIRUPPUR	25	1	26
20 - COIMBATORE	115 - Palladam	32 TIRUPPUR	90	0	90
	116 - Sulur	13 COIMBATORE	11	4	15
	117 - Kavundampalayam	13 COIMBATORE	0	12	12
	118-Coimbatore (North)	13 COIMBATORE	12	26	38
	120 - Coimbatore (South)	13 COIMBATORE	8	12	20
	121 - Singanallur	13 COIMBATORE	14	22	36

Annex 3.5 (contd.)

Parliamentary Consistency	Assembly Constituency No. and Name	District	Vulnerable PS	Other Critical PS	Total
21 - POLLACHI	119 - Thondamuthur	13 COIMBATORE	32	39	71
	122 - Kinathukadavu	13 COIMBATORE	11	0	11
	123 - Pollachi	13 COIMBATORE	1	4	5
	124 - Valparai	13 COIMBATORE	7	1	8
	125 - Udumalaipettai	32 TIRUPPUR	18	0	18
	126 - Madathukulam	32 TIRUPPUR	20	0	20
22 - DINDIGUL	127 - Palani	14 DINDIGUL	29	0	29
	128 - Oddanchatram	14 DINDIGUL	26	1	27
	129 - Athoor	14 DINDIGUL	39	1	40
	130 - Nilakkottai	14 DINDIGUL	21	0	21
	131 - Natham	14 DINDIGUL	15	4	19
	132 - Dindigul	14 DINDIGUL	50	0	50
23 - KARUR	133 - Vedasandur	14 DINDIGUL	19	0	19
	134 - Aravakurichi	15 KARUR	28	0	28
	135 - Karur	15 KARUR	14	2	16
	136 - Krishnarayapuram	15 KARUR	8	0	8
	138 - Manapparai	16 TIRUCHIRAPPALLI	13	0	13
	179 - Viralimalai	22 PUDUKKOTTAI	17	2	19
24-TIRUCHIRAPPALLI	139 - Srirangam	16 TIRUCHIRAPPALLI	27	0	27
	140-Tiruchirappalli (West)	16 TIRUCHIRAPPALLI	45	0	45
	141-Tiruchirappalli (East)	16 TIRUCHIRAPPALLI	37	0	37
	142 - Thiruverumbur	16 TIRUCHIRAPPALLI	46	0	46
	178-Gandharvakottai	22 PUDUKKOTTAI	41	0	41
	180 - Pudukkottai	22 PUDUKKOTTAI	64	0	64
25 - PERAMBALUR	137 - Kulithalai	15 KARUR	15	1	16
	143 - Lalgudi	16 TIRUCHIRAPPALLI	16	0	16
	144 - Manachanallur	16 TIRUCHIRAPPALLI	9	1	10
	145 - Musiri	16 TIRUCHIRAPPALLI	12	0	12
	146 - Thuraiyur	16 TIRUCHIRAPPALLI	7	0	7
	147 - Perambalur	17 PERAMBALUR	86	1	87

Annex 3.5 (contd.)

Parliamentary Constituency	Assembly Constituency No. and Name	District	Vulnerable PS	Other Critical PS	Total
26 - CUDDALORE	151 - Tittakudi	18 CUDDALORE	38	1	39
	152 - Vriddhachalam	18 CUDDALORE	31	0	31
	153 - Neyveli	18 CUDDALORE	47	3	50
	154 - Panruti	18 CUDDALORE	43	0	43
	155 - Cuddalore	18 CUDDALORE	26	0	26
	156 - Kurinjipadi	18 CUDDALORE	44	0	44
27 - CHIDAMBARAM	148 - Kunnam	17 PERAMBALUR	79	0	79
	149 - Ariyalur	31 ARIYALUR	36	0	36
	150 - Jayankondam	31 ARIYALUR	27	4	31
	157 - Bhuvanagiri	18 CUDDALORE	89	0	89
	158 - Chidambaram	18 CUDDALORE	78	1	79
	159-Kattumannarkoil	18 CUDDALORE	88	0	88
28 - MAYILADUTHURAI	160 - Sirkazhi	19 NAGAPATTINAM	88	0	88
	161 - Mayiladuthurai	19 NAGAPATTINAM	87	0	87
	162 - Poompuhar	19 NAGAPATTINAM	144	0	144
	170-Thiruvaidaimarudur	21 THANJAVUR	60	0	60
	171 - Kumbakonam	21 THANJAVUR	38	0	38
	172 - Papanasam	21 THANJAVUR	27	0	27
29 - NAGAPATTINAM	163 - Nagapattinam	19 NAGAPATTINAM	48	0	48
	164 - Kilvelur	19 NAGAPATTINAM	63	2	65
	165 - Vedaranyam	19 NAGAPATTINAM	105	0	105
	166 - Thiruthuraiipoondi	20 THIRUVARUR	44	0	44
	168 - Thiruvarur	20 THIRUVARUR	12	1	13
	169 - Nannilam	20 THIRUVARUR	21	0	21
30 - THANJAVUR	167 - Mannargudi	20 THIRUVARUR	37	0	37
	173 - Thiruvaiyaru	21 THANJAVUR	34	0	34
	174 - Thanjavur	21 THANJAVUR	43	0	43
	175 - Orathanadu	21 THANJAVUR	52	0	52
	176 - Pattukkottai	21 THANJAVUR	65	0	65
	177 - Peravurani	21 THANJAVUR	43	0	43

Annex 3.5 (contd.)

Parliamentary Consistency	Assembly Constituency No. and Name	District	Vulnerable PS	Other Critical PS	Total
31 - SIVAGANGA	181 - Thirumayam	22 PUDUKKOTTAI	33	0	33
	182 - Alangudi	22 PUDUKKOTTAI	37	0	37
	184 - Karaikudi	23 SIVAGANGA	72	0	72
	185 - Tiruppattur	23 SIVAGANGA	53	0	53
	186 - Sivaganga	23 SIVAGANGA	45	0	45
	187 - Manamadurai	23 SIVAGANGA	130	4	134
32 - MADURAI	188 - Melur	24 MADURAI	39	0	39
	189 - Madurai East	24 MADURAI	38	3	41
	191 - Madurai North	24 MADURAI	71	0	71
	192 - Madurai South	24 MADURAI	101	0	101
	193 - Madurai Central	24 MADURAI	51	0	51
	194 - Madurai West	24 MADURAI	69	0	69
33 - THENI	190 - Sholavandan	24 MADURAI	40	1	41
	197 - Usilampatti	24 MADURAI	41	3	44
	198 - Andipatti	25 THENI	43	0	43
	199 - Periyakulam	25 THENI	44	0	44
	200 - Bodinayakanur	25 THENI	36	1	37
	201 - Cumbum	25 THENI	30	0	30
34-VIRUDHUNAGAR	195 - Thiruparankundram	24 MADURAI	32	0	32
	196-Thirumangalam	24 MADURAI	38	1	39
	204 - Sattur	24 VIRDHUNAGAR	39	0	39
	205 - Sivakasi	26 VIRDHUNAGAR	31	0	31
	206 - Virudhunagar	26 VIRDHUNAGAR	21	0	21
	207 - Aruppukkottai	26 VIRDHUNAGAR	16	0	16
35 - RAMANATHAPURAM	183 - Aranthangi	22 PUDUKKOTTAI	53	0	53
	208 - Tiruchuli	26 VIRDHUNAGAR	37	1	38
	209 - Paramakudi	27RAMANATHAPURAM	21	0	21
	210 - Tiruvadanai	27RAMANATHAPURAM	12	0	12
	211-Ramanathapuram	27RAMANATHAPURAM	15	0	15
	212 - Mudhukulathur	27RAMANATHAPURAM	36	2	38

Annex 3.5 (contd.)

<i>Parliamentary Consistency</i>	<i>Assembly Constituency No. and Name</i>	<i>District</i>	<i>Vulnerable PS</i>	<i>Other Critical PS</i>	<i>Total</i>
36 - THOOTHUKKUDI	213 - Vilathikulam	28 THOOTHUKKUDI	60	0	60
	214 - Thoothukkudi	28 THOOTHUKKUDI	39	0	39
	215 - Tiruchendur	28 THOOTHUKKUDI	21	0	21
	216 - Srivaikuntam	28 THOOTHUKKUDI	30	0	30
	217 - Ottapidaram	28 THOOTHUKKUDI	42	0	42
	218 - Kovilpatti	28 THOOTHUKKUDI	48	0	48
37 - TENKASI	202 - Rajapalayam	26 VIRDHUNAGAR	20	1	21
	203 - Srivilliputhur	26 VIRDHUNAGAR	17	0	17
	219 - Sankarankovil	29 TIRUNELVELI	77	1	78
	220 - Vasudevanallur	29 TIRUNELVELI	58	0	58
	221 - Kadayanallur	29 TIRUNELVELI	66	0	66
	222 - Tenkasi	29 TIRUNELVELI	48	0	48
38 - TIRUNELVELI	223 - Alangulam	29 TIRUNELVELI	33	0	33
	224 - Tirunelveli	29 TIRUNELVELI	108	0	108
	225 - Ambasamudram	29 TIRUNELVELI	37	0	37
	226 - Palayamkottai	29 TIRUNELVELI	104	0	104
	227 - Nanguneri	29 TIRUNELVELI	51	0	51
	228 - Radhapuram	29 TIRUNELVELI	51	0	51
39-KANNIYAKUMARI	229-Kanniyakumari	30 KANNIYAKUMARI	6	15	21
	230 - Nagercoil	30 KANNIYAKUMARI	1	7	8
	231 - Colachal	30 KANNIYAKUMARI	2	9	11
	232 - Padmanabhapuram	30 KANNIYAKUMARI	6	2	8
	233 - Vilavancode	30 KANNIYAKUMARI	1	7	8
	234 - Killiyoor	30 KANNIYAKUMARI	4	18	22
TOTAL			7856	1368	9224

Vulnerability Mapping - General Elections to Lok Sabha, 2014

<i>S.No.</i>	<i>Name of the Districts</i>	<i>No. of Assembly Constituencies</i>	<i>Polling Location Total</i>	<i>No. of critical polling stations (Including politically sensitive & Vulnerable PS)</i>
1	CHENNAI	16	888	255
2	THIRUVALLUR	10	1085	192
3	KANCHEEPURAM	11	1104	271
4	VELLORE	13	1535	470
5	TIRUVANNAMALAI	8	1217	358
6	VILLUPURAM	11	1524	1019
7	CUDDALORE	9	1126	489
8	DHARMAPURI	5	730	295
9	THENI	4	486	154
10	SALEM	11	1056	597
11	NAMAKKAL	6	623	196
12	COIMBATORE	10	914	232
13	ERODE	8	792	117
14	TIRUPPUR	8	966	250
15	THE NILGIRIS	3	315	63
16	DINDIGUL	7	1101	205
17	KRISHNAGIRI	6	938	233
18	MADURAI	10	1075	528
19	KARUR	4	560	68
20	PERAMBALUR	2	287	166
21	ARIYALUR	2	318	67
22	TIRUCHIRAPPALLI	9	1019	213
23	NAGAPATTINAM	6	682	537
24	THIRUVARUR	4	615	115
25	THANJAVUR	8	1067	362
26	PUDUKKOTTAI	6	855	247
27	SIVAGANGA	4	778	304
28	THOOTHUKKUDI	6	821	240
29	VIRDHUNAGAR	7	855	183
30	RAMANATHAPURAM	4	712	86
31	TIRUNELVELI	10	1302	634
32	KANNIYAKUMARI	6	609	78
Grand Total		234	27955	9224

List of District Election Officers

Sl.No.	Name of the District	Name of the District Election Officer
1	Chennai	Thiru. Vikram Kapur, I.A.S.,
2	Kancheepuram	Thiru. K. Baskaran, I.A.S.,
3	Tiruvallur	Thiru. K. Veera Raghava Rao, I.A.S.,
4	Vellore	Dr.R.Nandagopl I.A.S/Thiru. Rajendra Ratnoo, I.A.S.,
5	Krishnagiri	Thiru. T.P. Rajesh, I.A.S.,
6	Dharmapuri	Thiru. K. Vivekanandan, I.A.S.,
7	Tiruvannamalai	Thiru. A. Gnanasekaran, I.A.S.,
8	Viluppuram	Thiru. V. Sampath, I.A.S.,
9	Salem	Tjiru K.Maharabushanam I.A.S / Thiru. Hanish Chhabra, I.A.S.,
10	Namakkal	Thiru. V. Dakshinamoorthy, I.A.S.,
11	Erode	Dr.V.K.Shanmugam I.A.S / Tmt. S. Madumathi, I.A.S.,
12	Tiruppur	Thiru. G. Govindaraj, I.A.S.,
13	The Nilgiris	Dr. P. Shankar, I.A.S.,
14	Coimbatore	Tmt. Archana Patnaik, I.A.S.,
15	Dindigul	Thiru. N. Venkatachalam, I.A.S.,
16	Karur	Tmt. S. Jayandhi, I.A.S.,
17	Tiruchirappalli	Tmt. Jayashree Muralidharan, I.A.S,
18	Perambalur	Dr. Darez Ahamed, I.A.S.,
19	Ariyalur	Thiru. E. Saravanavelraj, I.A.S.,
20	Cuddalore	Thiru. R. Kirlosh Kumar, I.A.S.,
21	Nagapattinam	Thiru. T. Munusamy, I.A.S.,
22	Thiruvarur	Thiru. S. Natarajan, I.A.S.,
23	Thanjavur	Dr. N. Subbaiyan, I.A.S.,
24	Pudukkottai	Thiru. C. Manoharan, I.A.S.,
25	Sivaganga	Thiru. V. Rajaraman, I.A.S.,
26	Madurai	Thiru. L. Subramanian, I.A.S.,
27	Theni	Dr. K.S. Palanisami, I.A.S.,
28	Virudhunagar	Thiru. T.N. Hariharan, I.A.S.,
29	Ramanathapuram	Thiru. K. Nanthakumar, I.A.S.,
30	Thoothukudi	Thiru. M. Ravikumar, I.A.S.,
31	Tirunelveli	Dr. M. Karunakaran, I.A.S.,
32	Kanniyakumari	Thiru. S. Nagarajan, I.A.S.,

Returning Officers of Parliamentary Constituencies in Tamil Nadu

No. & Name of the Parliamentary Constituency	Returning Officer
1-TIRUVALLUR (SC)	Collector of Tiruvallur, Tiruvallur.
2-CHENNAI NORTH	Regional Additional / Joint / Deputy Commissioner, North Region, Corporation of Chennai.
3-CHENNAI SOUTH	Regional Additional / Joint / Deputy Commissioner, South Region, Corporation of Chennai.
4-CHENNAI CENTRAL	Regional Additional / Joint / Deputy Commissioner, Central Region, Corporation of Chennai.
5-SRIPERUMBUDUR	District Revenue Officer, Collectorate, Kancheepuram.
6-KANCHEEPURAM (SC)	Collector of Kancheepuram, Kancheepuram.
7-ARAKKONAM	Additional Collector / District Revenue Officer, Vellore.
8-VELLORE	Collector of Vellore, Vellore.
9-KRISHNAGIRI	Collector of Krishnagiri, Krishnagiri.
10-DHARMAPURI	Collector of Dharmapuri, Dharmapuri.
11-TIRUVANNAMALAI	Collector of Tiruvannamalai, Tiruvannamalai.
12-ARANI	Special District Revenue Officer (Land Acquisition), SIPCOT Expansion, Cheyyar.
13-VILUPPURAM (SC)	Collector of Viluppuram, Viluppuram.
14- KALLAKURICHI	District Revenue Officer / Managing Director, Kallakurichi. Kallakurichi Co-operative Sugarmill Unit-1, Moongilthuraipattu.
15-SALEM	Collector of Salem, Salem.
16-NAMAKKAL	Collector of Namakkal, Namakkal.
17-ERODE	Collector of Erode, Erode.
18-TIRUPPUR	Collector of Tiruppur, Tiruppur.
19- NILGIRIS (SC)	Collector of The Nilgiris, Udthagamandalam.
20-COIMBATORE	Collector of Coimbatore, Coimbatore.
21-POLLACHI	Additional Collector / District Revenue Officer, Coimbatore.
22-DINDIGUL	Collector of Dindigul, Dindigul.
23-KARUR	Collector of Karur, Karur.
24-TIRUCHIRAPPALLI	Collector of Tiruchirappalli, Tiruchirappalli.
25-PERAMBALUR	Collector of Perambalur, Perambalur.
26-CUDDALORE	Collector of Cuddalore, Cuddalore.
27-CHIDAMBARAM (SC)	Collector of Ariyalur, Ariyalur.
28-MAYILADUTHURAI	Collector of Nagapattinam, Nagapattinam.
29-NAGAPATTINAM (SC)	Collector of Tiruvarur, Tiruvarur.
30- THANJAVUR	Collector of Thanjavur, Thanjavur.
31-SIVAGANGA	Collector of Sivaganga, Sivaganga.
32-MADURAI	Collector of Madurai, Madurai.
33-THENI	Collector of Theni, Theni.
34-VIRUDHUNAGAR	Collector of Virudhunagar, Virudhunagar.
35-RAMANATHAPURAM	Collector of Ramanathapuram, Ramanathapuram.
36-THOOTHUKKUDI	Collector of Thoothukudi, Thoothukudi.
37-TENKASI (SC)	District Revenue Officer, Tirunelveli.
38-TIRUNELVELI	Collector of Tirunelveli, Tirunelveli.
39-KANNIYAKUMARI	Collector of Kanniyakumari, Nagercoil.

Assistant Returning Officers

<i>No. and Name of the Parliamentary Constituency</i>	<i>Assistant Returning Officers of the Parliamentary Constituencies in Tamil Nadu</i>
(1)	(2)
1-TIRUVALLUR (SC)	<ol style="list-style-type: none"> 1. Special Deputy Collector (Social Security Scheme), Tiruvallur. 2. Sub-Collector / Assistant Collector / Revenue Divisional Officer, Ponneri. 3. District Backward Classes and Minorities Welfare Officer, Tiruvallur. 4. Sub-Collector/Assistant Collector/ Revenue Divisional Officer, Tiruvallur. 5. Assistant Commissioner (Excise), Tiruvallur. 6. Special Deputy Collector (Special Implementation Scheme), Tiruvallur. 7. Tahsildar, Gummidipoondi. 8. Tahsildar, Ponneri. 9. Tahsildar, Tiruvallur. 10. Tahsildar, Poonamallee. 11. Municipal Commissioner, Avadi. 12. Tahsildar, Madhavaram.
2-CHENNAI NORTH	<ol style="list-style-type: none"> 1. District Supply and Consumer Protection Officer, Tiruvallur. 2. Zonal Officer, Zone-IV, Corporation of Chennai, Chennai-21. 3. District Revenue Officer, Chennai Collectorate, Chennai-1. 4. Zonal Officer, Zone-VI, Corporation of Chennai, Ayanavaram, Chennai-23. 5. Secretary and Project Officer, Tamilnadu Housing Board, 435, Anna Salai, Chennai-35. 6. General Manager, Tamilnadu Small Industries Development Corporation (SIDCO), Chennai. 7. Special Tahsildar (Social Security Scheme), Ambattur. 8. Special Tahsildar (Land and Estate), Corporation of Chennai, Chennai-3. 9. Taluk Excise Officer, Purasawalkam-Perambur Taluk, Chennai-11. 10. Tahsildar, Purasawalkam-Perambur Taluk, Chennai-11. 11. Special Tahsildar (Stamps-I), Office of the District Revenue Officer (Stamps), Chennai-1. 12. Tahsildar, Fort-Tondiarpet Taluk, Chennai-3.

<i>No. and Name of the Parliamentary Constituency</i>	<i>Assistant Returning Officers of the Parliamentary Constituencies in Tamil Nadu</i>
(1)	(2)
3-CHENNAI SOUTH	<ol style="list-style-type: none"> 1. Senior Regional Manager, Tamilnadu State Marketing Corporation Ltd., (TASMAC), Chennai. 2. Secretary, Tamilnadu Slum Clearance Board, Chennai-5. 3. General Manager, Tamilnadu Tourism Development Corporation Ltd., Chennai. 4. General Manager, Tamilnadu Women Development Corporation, Chennai-32. 5. District Revenue Officer (Relief and Rehabilitation), Chennai-5. 6. Assistant Commissioner (Excise), Kancheepuram. 7. Divisional Excise Officer, Chengalpattu. 8. Special Tahsildar-I (Tsunami Relief), Collectorate, Chennai-1. 9. Special Tahsildar (ULT), Mambalam- Guindy Taluk, Chennai-78. 10. Tahsildar, Mambalam-Guindy Taluk, Chennai-78. 11. Tahsildar, Mylapore-Triplicane Taluk, Chennai-28. 12. Special Tahsildar (ULT), Mylapore- Triplicane Taluk, Chennai-28.
4-CHENNAI CENTRAL	<ol style="list-style-type: none"> 1. General Manager (Admin & LA), Small Industries Promotion Corporation of Tamilnadu (SIPCOT), Chennai-8. 2. District Revenue Officer (L & E), Corporation of Chennai, Chennai-3. 3. Additional Director of Medical & Rural Health Services (Admn), Directorate of Medical Services, Chennai-6. 4. General Manager, Chennai Metropolitan Water Supply and Sewerage Board, Chennai-2. 5. General Manager, Tamilnadu Medicinal Plant Farms & Herbal Medicine Corporation Ltd., (TAMPCOL), Chennai-106. 6. General Manager, Arasu Cable TV Corporation Ltd., Chennai. 7. Special Tahsildar (Land Acquisition) (Highways), Collectorate, Chennai-1. 8. Huzur Sarishtadhar (ULT), Collectorate, Chennai-1. 9. Special Tahsildar (ULT), Fort- Tondiarpet Taluk, Chennai-3. 10. Taluk Excise Officer, Mylapore- Triplicane Taluk, Chennai-28. 11. Taluk Excise Officer, Egmore-Nungambakkam Taluk, Chennai-31. 12. Tahsildar, Egmore-Nungambakkam Taluk, Chennai-31.

<i>No. and Name of the Parliamentary Constituency</i>	<i>Assistant Returning Officers of the Parliamentary Constituencies in Tamil Nadu</i>
(1)	(2)
5-SRIPERUMBUDUR	<ol style="list-style-type: none"> 1. Sub-Collector / Assistant Collector / Revenue Divisional Officer, Ambattur. 2. Assistant Commissioner and Zonal Officer-VII, Corporation of Chennai, Ambattur. 3. Special Deputy Collector (Land Acquisition), Airport Expansion, Sriperumbudur. 4. Personal Assistant (Land Acquisition) to Collector, Kancheepuram. 5. Special Deputy Collector (LA), IT Corridor Scheme, Road Development Scheme, Tambaram. 6. Sub-Collector / Assistant Collector / Revenue Divisional Officer, Tambaram. 7. Assistant Revenue Officer, Zonal Officer IX, Corporation of Chennai, No.33, Arcot Road, Valasaravakkam, Chennai-87. 8. Tahsildar, Ambattur. 9. Special Tahsildar (Social Security Scheme), Sriperumbudur. 10. Tahsildar, Sriperumbudur. 11. Tahsildar, Alandur. 12. Tahsildar, Tambaram.
6-KANCHEEPURAM (SC)	<ol style="list-style-type: none"> 1. Sub-Collector / Assistant Collector / Revenue Divisional Officer, Chengalpattu. 2. Special Deputy Collector (Social Security Scheme), Kancheepuram. 3. Additional Personal Assistant (Land), Collector's Office, Kancheepuram. 4. Sub-Collector/Assistant Collector/Revenue Divisional Officer, Maduranthagam. 5. District Supply & Consumer Protection Officer, Kancheepuram. 6. Sub-Collector/Assistant Collector/Revenue Divisional Officer, Kancheepuram. 7. Tahsildar, Chengalpattu. 8. Tahsildar, Tirukkazhukundram. 9. Tahsildar, Cheyyur. 10. Tahsildar, Madurantakam. 11. Tahsildar, Utthiramerur. 12. Tashildar, Kancheepuram.

<i>No. and Name of the Parliamentary Constituency</i>	<i>Assistant Returning Officers of the Parliamentary Constituencies in Tamil Nadu</i>
(1)	(2)
7-ARAKKONAM	<ol style="list-style-type: none"> 1. Sub-Collector/Assistant Collector/ Revenue Divisional Officer, Tiruttani. 2. District Adi-Dravidar and Tribal Welfare Officer, Vellore. 3. Inspection Cell Officer, Collectorate, Vellore. 4. Special Deputy Collector (Stamps), Vellore. 5. Sub-Collector/Assistant Collector/ Revenue Divisional Officer, Ranipet. 6. Special Deputy Collector (Social Security Scheme), Vellore. 7. Tahsildar, Tiruttani. 8. Taluk Supply Officer, Arakkonam. 9. Deputy Inspection Cell Officer, Collectorate, Vellore. 10. Special Tahsildar (Stamps), Vellore. 11. Personal Assistant to Sub-Collector/ Assistant Collector/ Revenue Divisional Officer, Ranipet. 12. Tahsildar (Social Security Scheme), Collectorate, Vellore.
8-VELLORE	<ol style="list-style-type: none"> 1. Sub-Collector/Assistant Collector/ Revenue Divisional Officer, Vellore. 2. Assistant Commissioner (Excise), Vellore. 3. Personal Assistant (Noon Meal) to Collector, Vellore. 4. Special Deputy Collector (SSI), Vellore 5. District Backward Classes and Minorities Welfare Officer, Vellore. 6. District Supply and Consumer Protection Officer, Vellore. 7. Personal Assistant to Sub-Collector/Assistant Collector/ Revenue Divisional Officer, Vellore. 8. Superintendent, Office of the Assistant Commissioner (Excise), Vellore. 9. Tahsildar (Social Security Scheme), Katpadi. 10. Tahsildar (Social Security Scheme), Gudiyattam. 11. Special Tahsildar(Land Acquisition), Office of the District Backward Classes and Minorities Welfare Officer, Vellore. 12. Personal Assistant to District Supply and Consumer Protection Officer, Vellore.

No. and Name of the Parliamentary Constituency	Assistant Returning Officers of the Parliamentary Constituencies in Tamil Nadu
(1)	(2)
9-KRISHNAGIRI	<ol style="list-style-type: none"> 1. District Adi-Dravidar and Tribal Welfare Officer, Krishnagiri. 2. District Backward Classes and Minorities Welfare Officer, Krishnagiri. 3. Sub-Collector/Assistant Collector/ Revenue Divisional Officer, Krishnagiri. 4. Special Deputy Collector (Social Security Scheme), Krishnagiri. 5. Sub-Collector/Assistant Collector/ Revenue Divisional Officer, Hosur. 6. Assistant Commissioner (Excise), Krishnagiri. 7. Special Tahsildar(Adi-Dravidar Welfare), Krishnagiri. 8. Special Tahsildar (Social Security Scheme), Krishnagiri. 9. Personal Assistant to Sub-Collector/Assistant Collector/Revenue Divisional Officer, Krishnagiri. 10. Special Tahsildar (Social Security Scheme), Hosur. 11. Personal Assistant to Sub-Collector/Assistant Collector/Revenue Divisional Officer, Hosur. 12. Special Tahsildar (Social Security Scheme), Denkanikottai.
10-DHARMAPURI	<ol style="list-style-type: none"> 1. Special Deputy Collector (Social Security Scheme), Dharmapuri 2. Assistant Commissioner (Excise), Dharmapuri. 3. Sub-Collector/Assistant Collector/ Revenue Divisional Officer, Dharmapuri. 4. Special Deputy Collector (Special Scheme Implementation), Dharmapuri 5. Sub-Collector/Assistant Collector/ Revenue Divisional Officer, Harur. 6. Sub-Collector/Assistant Collector/ Revenue Divisional Officer, Mettur. 7. Tahsildar, Palacode. 8. Tahsildar, Pennagaram. 9. Tahsildar, Dharmapuri. 10. Tahsildar, Pappireddipatti. 11. Tahsildar, Harur. 12. Tahsildar, Mettur.

<i>No. and Name of the Parliamentary Constituency</i>	<i>Assistant Returning Officers of the Parliamentary Constituencies in Tamil Nadu</i>
(1)	(2)
11-TIRUVANNAMALAI	<ol style="list-style-type: none"> 1. Additional Personal Assistant (Land) to the Collector, Vellore. 2. Sub-Collector/Assistant Collector/ Revenue Divisional Officer, Tirupathur. 3. Additional Personal Assistant (Land) to the Collector, Tiruvannamalai. 4. Sub-Collector/Assistant Collector/ Revenue Divisional Officer, Tiruvannamalai. 5. Assistant Commissioner (Excise), Tiruvannamalai. 6. District Adi-Dravidar and Tribal Welfare Officer, Tiruvannamalai. 7. Special Tahsildar (Social Security Scheme), Tirupathur. 8. Personal Assistant to Sub-Collector/ Assistant Collector/Revenue Divisional Officer, Tirupathur. 9. Special Tahsildar (Social Security Scheme), Chengam. 10. Personal Assistant to Sub-Collector/ Assistant Collector/Revenue Divisional Officer, Tiruvannamalai. 11. Taluk Supply Officer, Tiruvannamalai. 12. Special Tahsildar (Adi-Dravidar Welfare), Polur.
12-ARANI	<ol style="list-style-type: none"> 1. District Supply and Consumer Protection Officer, Tiruvannamalai. 2. Special Deputy Collector (Social Security Scheme), Tiruvannamalai. 3. Sub-Collector/Assistant Collector/ Revenue Divisional Officer, Cheyyar. 4. District Backward Classes and Minorities Welfare Officer, Tiruvannamalai. 5. District Adi-Dravidar and Tribal Welfare Officer, Villupuram. 6. Additional Personal Assistant (Land) to Collector, Villupuram. 7. Special Tahsildar (Flying Squad), Tiruvannammalai. 8. Special Tahsildar (Social Security Scheme), Arani. 9. Personal Assistant to Sub-Collector/ Assistant Collector/Revenue Divisional Officer, Cheyyar. 10. Special Tahsildar (Social Security Scheme), Vandavasi. 11. Special Tahsildar (Adi-Dravidar Welfare), Gingee. 12. Special Tahsildar (Stamps), Tindivanam.

<i>No. and Name of the Parliamentary Constituency</i>	<i>Assistant Returning Officers of the Parliamentary Constituencies in Tamil Nadu</i>
(1)	(2)
13-VILUPPURAM (SC)	<ol style="list-style-type: none"> 1. Sub-Collector/Assistant Collector/ Revenue Divisional Officer, Tindivanam. 2. Special Deputy Collector (Social Security Scheme), Viluppuram. 3. Sub-Collector/Assistant Collector/Revenue Divisional Officer, Viluppuram. 4. District Supply and Consumer Protection Officer, Viluppuram. 5. Sub-Collector/Assistant Collector/ Revenue Divisional Officer, Tirukkoilur. 6. Assistant Commissioner (Excise), Viluppuram. 7. Special Tahsildar (Social Security Scheme, Tindivanam. 8. Special Tahsildar (Social Security Scheme), Vanur. 9. Special Tahsildar (Flying Squad), Collectorate, Viluppuram. 10. Special Tahsildar (Civil Supplies), Viluppuram. 11. Special Tahsildar (Social Security Scheme), Tirukkoilur. 12. Special Tahsildar (Adi-Dravidar Welfare), Ulundurpet.
14- KALLAKURICHI	<ol style="list-style-type: none"> 1. District Backward Classes and Minorities Welfare Officer, Viluppuram. 2. Assistant Director of Rural Development (Panchayat), Viluppuram. 3. Sub-Collector/Assistant Collector/ Revenue Divisional Officer, Kallakurichi. 4. District Supply and Consumer Protection Officer, Salem. 5. Sub-Collector/Assistant Collector/ Revenue Divisional Officer, Attur. 6. Special Deputy Collector (SSS), Salem. 7. Divisional Excise Officer, Tirukkoilur at Viluppuram. 8. Special Tahsildar (Social Security Scheme), Sankarapuram. 9. Special Tahsildar (Adi-Dravidar Welfare), Kallakurichi. 10. Tahsildar, Gangavalli. 11. Tahsildar Attur. 12. Tahsildar, Vazhappadi.

<i>No. and Name of the Parliamentary Constituency</i>	<i>Assistant Returning Officers of the Parliamentary Constituencies in Tamil Nadu</i>
(1)	(2)
15-SALEM	<ol style="list-style-type: none"> 1. Additional Personal Assistant (Land) to Collector, Salem. 2. Assistant Commissioner (Excise), Collectorate, Salem. 3. District Adi-Dravidar and Tribal Welfare Officer, Salem. 4. Sub-Collector/Assistant Collector/ Revenue Divisional Officer, Salem. 5. Commissioner, Salem City Municipal Corporation, Salem. 6. District Backward Classes and Minorities Welfare Officer, Salem. 7. Special Tahsildar (Social Security Scheme), Omalur. 8. Tahsildar, Edappadi. 9. Tahsildar, Omalur. 10. Special Tahsildar (Social Security Scheme), Salem. 11. Assistant Commissioner, Kondalampatti Ward Office, Zone-IV, Salem City Municipal Corporation, Salem. 12. Tahsildar, Salem.
16-NAMAKKAL	<ol style="list-style-type: none"> 1. Sub-Collector/Assistant Collector/ Revenue Divisional Officer, Sankari. 2. District Supply and Consumer Protection Officer, Namakkal. 3. Special Deputy Collector (Social Security Scheme), Namakkal. 4. Sub-Collector/Assistant Collector/ Revenue Divisional Officer, Namakkal. 5. District Backward Classes and Minorities Welfare Officer, Namakkal. 6. Sub-Collector/Assistant Collector/ Revenue Divisional Officer, Tiruchengode. 7. Tahsildar, Sankari. 8. Tahsildar, Rasipuram. 9. Special Tahsildar (Social Security Scheme), Namakkal. 10. Tahsildar, Namakkal. 11. Tahsildar, Paramathy-Velur. 12. Tahsildar, Tiruchengode.

<i>No. and Name of the Parliamentary Constituency</i>	<i>Assistant Returning Officers of the Parliamentary Constituencies in Tamil Nadu</i>
(1)	(2)
17-ERODE	<ol style="list-style-type: none"> 1. District Adi-Dravidar and Tribal Welfare Officer, Namakkal. 2. Special Deputy Collector (Special Schemes Implementation), Erode 3. Sub-Collector/Assistant Collector/ Revenue Divisional Officer, Erode. 4. Assistant Commissioner (Excise), Erode. 5. Sub-Collector/Assistant Collector/ Revenue Divisional Officer, Dharapuram. 6. District Backward Classes & Minorities Welfare Officer, Tiruppur. 7. Special Tahsildar (Social Security Scheme), Tiruchengode. 8. Special Tahsildar (Social Security Scheme), Erode. 9. Tahsildar, Erode. 10. Special Tahsildar (Civil Supplies), Erode. 11. Tahsildar, Dharapuram. 12. Tahsildar, Kangayam.
18-TIRUPPUR	<ol style="list-style-type: none"> 1. District Supply and Consumer Protection Officer, Erode. 2. District Adi-Dravidar and Tribal Welfare Officer, Erode. 3. District Backward Classes and Minorities Welfare Officer, Erode 4. Sub-Collector/Assistant Collector/ Revenue Divisional Officer, Gobichettipalayam. 5. Sub-Collector/Assistant Collector/ Revenue Divisional Officer, Tiruppur. 6. Commissioner, Tiruppur Municipal Corporation, Tiruppur. 7. Tahsildar, Perundurai. 8. Tahsildar, Bhavani. 9. Tahsildar, Anthiyur 10. Tahsildar, Gobichettipalayam. 11. Tahsildar, Tiruppur. 12. Assistant Commissioner, City Municipal Corporation, Tiruppur.

<i>No. and Name of the Parliamentary Constituency</i>	<i>Assistant Returning Officers of the Parliamentary Constituencies in Tamil Nadu</i>
(1)	(2)
19- NILGIRIS (SC)	<ol style="list-style-type: none"> 1. Assistant Director (Panchayats), Erode. 2. Assistant Commissioner (Excise), Collectorate, Udhagamandalam. 3. Sub-Collector/Assistant Collector/ Revenue Divisional Officer, Gudalur. 4. Sub-Collector/Assistant Collector/ Revenue Divisional Officer, Coonoore. 5. District Supply and Consumer Protection Officer, Coimbatore. 6. Assistant Commissioner (Excise), Tiruppur. 7. Tahsildar, Sathyamangalam. 8. Tahsildar, Udhagamandalam. 9. Tahsildar, Gudalur. 10. Tahsildar, Coonoore. 11. Tahsildar, Mettupalayam 12. Tahsildar, Avanashi.
20-COIMBATORE	<ol style="list-style-type: none"> 1. District Supply & Consumer Protection Officer, Tiruppur. 2. Special Deputy Collector (Special Scheme Implementation), Coimbatore. 3. Assistant Commissioner (Urban Land Tax), Coimbatore. 4. Special Deputy Collector (Social Security Scheme), Coimbatore. 5. Deputy Commissioner, Coimbatore Municipal Corporation, Coimbatore. 6. District Adi-Dravidar and Tribal Welfare Officer, Coimbatore. 7. Tahsildar, Palladam. 8. Tahsildar, Sulur. 9. Tahsildar, Coimbatore North. 10. Special Tahsildar (Civil Supplies), Coimbatore North. 11. Assistant Commissioner (Central), Coimbatore Municipal Corporation, Coimbatore. 12. Assistant Rationing Officer, Circle-II, Coimbatore.

<i>No. and Name of the Parliamentary Constituency</i>	<i>Assistant Returning Officers of the Parliamentary Constituencies in Tamil Nadu</i>
(1)	(2)
21-POLLACHI	<ol style="list-style-type: none"> 1. Sub-Collector/Assistant Collector/ Revenue Divisional Officer, Coimbatore. 2. District Backward Classes and Minorities Welfare Officer, Coimbatore. 3. Sub-Collector/Assistant Collector/ Revenue Divisional Officer, Pollachi. 4. District Inspection Cell Officer, Coimbatore. 5. Sub-Collector / Assistant Collector / Revenue Divisional Officer, Udumalaipettai. 6. District Adi-Dravidar & Tribal Welfare Officer, Tiruppur. 7. Tahsildar, Coimbatore South. 8. Special Tahsildar (Civil Supplies), Coimbatore South. 9. Tahsildar, Pollachi. 10. Tahsildar, Valparai. 11. Tahsildar, Udumalaipettai. 12. Tahsildar, Madathukulam.
22-DINDIGUL	<ol style="list-style-type: none"> 1. Sub-Collector/Assistant Collector/ Revenue Divisional Officer, Palani. 2. Assistant Commissioner (Excise), Dindigul. 3. Special Deputy Collector (Social Security Scheme), Dindigul. 4. District Backward Classes and Minorities Welfare Officer, Dindigul. 5. District Adi-Dravidar and Tribal Welfare Officer, Dindigul. 6. Sub-Collector/Assistant Collector/ Revenue Divisional Officer, Dindigul. 7. Tahsildar, Palani. 8. Tahsildar, Oddanchatram. 9. Tahsildar, Athoor. 10. Tahsildar, Nilakottai. 11. Tahsildar, Natham. 12. Tahsildar, Dindigul.

<p style="text-align: center;"><i>No. and Name of the Parliamentary Constituency</i></p> <p style="text-align: center;">(1)</p>	<p style="text-align: center;"><i>Assistant Returning Officers of the Parliamentary Constituencies in Tamil Nadu</i></p> <p style="text-align: center;">(2)</p>
23-KARUR	<ol style="list-style-type: none"> 1. District Supply and Consumer Protection Officer, Dindigul. 2. Assistant Commissioner (Excise), Karur. 3. Sub-Collector/Assistant Collector/ Revenue Divisional Officer, Karur. 4. District Supply and Consumer Protection Officer, Karur. 5. District Backward Classes and Minorities Welfare Officer, Tiruchirappalli. 6. Assistant Commissioner (Excise), Pudukkottai. 7. Tahsildar, Vedasandur. 8. Tahsildar, Aravakurichi. 9. Tahsildar, Karur. 10. Tahsildar, Krishnarayapuram. 11. Tahsildar, Manapparai. 12. Tahsildar, Illuppur.
24-TIRUCHIRAPPALLI	<ol style="list-style-type: none"> 1. Sub-Collector / Assistant Collector / Revenue Divisional Officer, Srirangam. 2. Sub-Collector/Assistant Collector/ Revenue Divisional Officer, Tiruchirappalli. 3. Assistant Commissioner, Ariyamangalam Zone City Corporation, Tiruchirappalli. 4. District Supply and Consumer Protection Officer, Tiruchirappalli. 5. District Adi-Dravidar and Tribal Welfare Officer, Pudukkottai. 6. Sub-Collector/Assistant Collector/ Revenue Divisional Officer, Pudukkottai. 7. Tahsildar, Srirangam. 8. Tahsildar, Tiruchirappalli (West) 9. Tahsildar, Tiruchirappalli (East) 10. Tahsildar, Tiruverumbur. 11. Tahsildar, Gandarvakottai. 12. Tahsildar, Pudukkottai.

No. and Name of the Parliamentary Constituency (1)	Assistant Returning Officers of the Parliamentary Constituencies in Tamil Nadu (2)
25-PERAMBALUR	<ol style="list-style-type: none"> 1. Sub-Collector/Assistant Collector/ Revenue Divisional Officer, Kulithalai. 2. Sub-Collector/Assistant Collector/ Revenue Divisional Officer, Lalgudi. 3. Assistant Commissioner (Excise), Tiruchirappalli 4. Sub-Collector/Assistant Collector/ Revenue Divisional Officer, Musiri. 5. Special Deputy Collector (Special Scheme Implementation), Tiruchirappalli. 6. Sub-Collector/Assistant Collector/ Revenue Divisional Officer, Perambalur. 7. Tahsildar, Kulithalai. 8. Personal Assistant to Sub-Collector/ Assistant Collector/ Revenue Divisional Officer, Lalgudi. 9. Tahsildar, Manachanallur. 10. Tahsildar, Thottiyam. 11. Tahsildar, Thuraiyur. 12. Tahsildar, Perambalur.
26-CUDDALORE	<ol style="list-style-type: none"> 1. District Backward Classes and Minorities Welfare Officer, Cuddalore. 2. Sub-Collector/Assistant Collector/ Revenue Divisional Officer, Virudhachalam. 3. Special Deputy Collector (Land Acquisition), Neyveli. 4. District Adi-Dravidar and Tribal Welfare Officer, Cuddalore. 5. Sub-Collector/Assistant Collector/ Revenue Divisional Officer, Cuddalore. 6. Special Deputy Collector (Stamps), Cuddalore. 7. Special Tahsildar (Social Security Scheme), Tittakudi. 8. Special Tahsildar (Social Security Scheme), Virudhachalam. 9. Special Tahsildar (Land Acquisition), No.XV, Neyveli. 10. Divisional Excise Officer, Cuddalore. 11. Special Tahsildar (Civil Supplies), Cuddalore. 12. Special Tahsildar (Stamps), Cuddalore.

<p style="text-align: center;">No. and Name of the Parliamentary Constituency</p> <p style="text-align: center;">(1)</p>	<p style="text-align: center;">Assistant Returning Officers of the Parliamentary Constituencies in Tamil Nadu</p> <p style="text-align: center;">(2)</p>
<p>27-CHIDAMBARAM (SC)</p>	<ol style="list-style-type: none"> 1. District Supply and Consumer Protection Officer, Perambalur. 2. Sub-Collector/Assistant Collector/ Revenue Divisional Officer, Ariyalur. 3. Sub-Collector/Assistant Collector/ Revenue Divisional Officer, Udayarpalayam. 4. District Supply and Consumer Protection Officer, Cuddalore. 5. Sub-Collector/Assistant Collector/ Revenue Divisional Officer, Chidambaram. 6. Assistant Commissioner (Excise), Cuddalore. 7. Tahsildar, Kunnam. 8. Tahsildar, Ariyalur. 9. Tahsildar, Udayarpalayam at Jayankondam 10. Special Tahsildar (Civil Supplies), Chidambaram. 11. Special Tahsildar (Adi-Dravidar Welfare), Chidambaram. 12. Special Tahsildar (Social Security Scheme), Kattumannarkoil.
<p>28-MAYILADUTHURAI</p>	<ol style="list-style-type: none"> 1. Special Deputy Collector (Social Security Scheme), Nagapattinam. 2. Sub-Collector/Assistant Collector/Revenue Divisional Officer, Mayiladuthurai. 3. Assistant Commissioner (Excise), Nagapattinam. 4. District Supply and Consumer Protection Officer, Thanjavur. 5. Sub-Collector/Assistant Collector/Revenue Divisional Officer, Kumbakonam. 6. District Adi-Dravidar and Tribal Welfare Officer, Thanjavur. 7. Tahsildar, Sirkazhi. 8. Tahsildar, Mayiladuthurai. 9. Tahsildar, Tharangambady. 10. Tahsildar, Thiruvidaimaruthur. 11. Tahsildar, Kumbakonam. 12. Tahsildar, Papanasam.

No. and Name of the Parliamentary Constituency (1)	Assistant Returning Officers of the Parliamentary Constituencies in Tamil Nadu (2)
29-NAGAPATTINAM (SC)	<ol style="list-style-type: none"> 1. Sub-Collector/Assistant Collector/Revenue Divisional Officer, Nagapattinam. 2. District Adi-Dravidar and Tribal Welfare Officer, Nagapattinam. 3. District Supply and Consumer Protection Officer, Nagapattinam. 4. District Supply and Consumer Protection Officer, Tiruvarur. 5. Sub-Collector/Assistant Collector/Revenue Divisional Officer, Tiruvarur. 6. Assistant Commissioner (Excise), Tiruvarur. 7. Personal Assistant to Sub-Collector/Assistant Collector/Revenue Divisional Officer, Nagapattinam. 8. Special Tahsildar (Social Security Scheme), Kilvelur. 9. Special Tahsildar (Social Security Scheme), Vedaranyam. 10. Taluk Supply Officer, Thiruthuraiipoondi. 11. Personal Assistant to Sub-Collector/Assistant Collector/Revenue Divisional Officer, Tiruvarur. 12. Tahsildar, Kodavasal.
30- THANJAVUR	<ol style="list-style-type: none"> 1. Sub-Collector/Assistant Collector/Revenue Divisional Officer, Mannargudi. 2. Assistant Commissioner (Excise), Thanjavur. 3. Sub-Collector/Assistant Collector/Revenue Divisional Officer, Thanjavur. 4. District Backward Classes and Minorities Welfare Officer, Thanjavur. 5. Sub-Collector/Assistant Collector/Revenue Divisional Officer, Pattukkottai. 6. Special Deputy Collector (Stamps), Thanjavur. 7. Tahsildar, Mannargudi. 8. Tahsildar, Thiruvaiyaru. 9. Tahsildar, Thanjavur. 10. Tahsildar, Orathanadu 11. Tahsildar, Pattukkottai. 12. Tahsildar, Peravurani.

<p style="text-align: center;"><i>No. and Name of the Parliamentary Constituency</i></p> <p style="text-align: center;">(1)</p>	<p style="text-align: center;"><i>Assistant Returning Officers of the Parliamentary Constituencies in Tamil Nadu</i></p> <p style="text-align: center;">(2)</p>
<p>31-SIVAGANGA</p>	<ol style="list-style-type: none"> 1. Special Deputy Collector (Social Security Scheme), Pudukkottai. 2. District Supply and Consumer Protection Officer, Pudukkottai. 3. Sub-Collector / Assistant Collector/Revenue Divisional Officer, Devakottai. 4. Assistant Commissioner (Excise), Sivaganga. 5. Sub-Collector/Assistant Collector/Revenue Divisional Officer, Sivaganga. 6. District Backward Classes and Minorities Welfare Officer, Sivaganga. 7. Tahsildar, Thirumayam. 8. Tahsildar, Alangudi. 9. Tahsildar, Karaikudi. 10. Tahsildar, Tiruppathur. 11. Tahsildar, Sivaganga. 12. Tahsildar, Manamadurai.
<p>32-MADURAI</p>	<ol style="list-style-type: none"> 1. District Adi-Dravidar and Tribal Welfare Officer, Madurai. 2. Sub-Collector/Assistant Collector/Revenue Divisional Officer, Madurai. 3. Assistant Commissioner, Madurai Corporation (North Zone). 4. Assistant Commissioner, Madurai Corporation (East Zone). 5. Assistant Commissioner, Madurai Corporation (South Zone). 6. Assistant Commissioner, Madurai Corporation (West Zone). 7. Assistant Director (Panchayat), Madurai. 8. Special Deputy Collector (Social Security Scheme), Madurai. 9. Deputy Collector (Special Scheme Implementation), Madurai 10. Inspection Cell Officer, Madurai. 11. Special Deputy Collector (Stamps), Madurai. 12. Assistant Commissioner (Excise), Madurai.

No. and Name of the Parliamentary Constituency (1)	Assistant Returning Officers of the Parliamentary Constituencies in Tamil Nadu (2)
33-THENI	<ol style="list-style-type: none"> 1. District Backward Classes and Minorities Welfare Officer, Madurai. 2. Sub-Collector/Assistant Collector/Revenue Divisional Officer, Usilampatti. 3. District Backward Classes and Minorities Welfare Officer, Theni. 4. Sub-Collector/Assistant Collector/Revenue Divisional Officer, Periyakulam. 5. District Supply and Consumer Protection Officer, Theni. 6. Sub-Collector/Assistant Collector/Revenue Divisional Officer, Uthamapalayam. 7. Tahsildar, Vadipatti. 8. Tahsildar, Usilampatti. 9. Tahsildar, Andipatti. 10. Tahsildar, Periyakulam. 11. Tahsildar, Podinayakanur. 12. Tahsildar, Uthamapalayam.
34-VIRUDHUNAGAR	<ol style="list-style-type: none"> 1. District Supply and Consumer Protection Officer, Madurai. 2. Assistant Commissioner (Land Reforms), Madurai. 3. District Backward Classes and Minorities Welfare Officer, Virudhunagar. 4. Sub-Collector/Assistant Collector/Revenue Divisional Officer, Sivakasi. 5. District Adi-Draavidar and Tribal Welfare Officer, Virudhunagar. 6. Sub-Collector/Assistant Collector/Revenue Divisional Officer, Aruppukottai. 7. Assistant Director of Town Panchayat, Madurai. 8. Special Deputy Collector (Revenue Court), Madurai. 9. Personal Assistant (Development) to Collector, Virudhunagar. 10. Assistant Director (Audit), Virudhunagar. 11. Special Deputy Collector (Social Security Scheme), Virudhunagar. 12. Personal Assistant (Small Savings) to Collector, Virudhunagar.

<p style="text-align: center;"><i>No. and Name of the Parliamentary Constituency</i></p> <p style="text-align: center;">(1)</p>	<p style="text-align: center;"><i>Assistant Returning Officers of the Parliamentary Constituencies in Tamil Nadu</i></p> <p style="text-align: center;">(2)</p>
<p>35-RAMANATHAPURAM</p>	<ol style="list-style-type: none"> 1. Sub-Collector/Assistant Collector/Revenue Divisional Officer, Aranthangi. 2. Special Deputy Collector (Stamps), Virudhunagar. 3. Sub-Collector/Assistant Collector/Revenue Divisional Officer, Paramakudi. 4. District Supply and Consumer Protection Officer, Ramanathapuram. 5. Sub-Collector/Assistant Collector/Revenue Divisional Officer, Ramanathapuram. 6. District Backward Classes and Minorities Welfare Officer, Ramanathapuram. 7. Tahsildar, Aranthangi. 8. Tahsildar, Tiruchuli. 9. Tahsildar, Paramakudi. 10. Tahsildar, Tiruvadana. 11. Tahsildar, Ramanathapuram. 12. Tahsildar, Mudukulathur.
<p>36-THOOTHUKKUDI</p>	<ol style="list-style-type: none"> 1. District Supply and Consumer Protection Officer, Thoothukudi. 2. Sub-Collector/Assistant Collector/Revenue Divisional Officer, Thoothukudi. 3. Sub-Collector/Assistant Collector/Revenue Divisional Officer, Tiruchendur. 4. District Backward Classes and Minorities Welfare Officer, Thoothukudi. 5. Assistant Commissioner (Excise), Thoothukudi. 6. Sub-Collector/Assistant Collector/Revenue Divisional Officer, Kovilpatti. 7. Tahsildar, Vilathikulam. 8. Tahsildar, Thoothukudi. 9. Tahsildar, Tiruchendur. 10. Tahsildar, Srivaikuntam. 11. Tahsildar, Ottapidaram. 12. Tahsildar, Kovilpatti.

No. and Name of the Parliamentary Constituency (1)	Assistant Returning Officers of the Parliamentary Constituencies in Tamil Nadu (2)
37-TENKASI (SC)	<ol style="list-style-type: none"> 1. District Supply and Consumer Protection Officer, Virudhunagar. 2. Assistant Commissioner (Excise), Virudhunagar. 3. Assistant Commissioner (Excise), Tirunelveli. 4. District Adi-Dravidar and Tribal Welfare Officer, Tirunelveli. 5. Additional Personal Assistant (Lands) to Collector, Tirunelveli. 6. Sub-Collector/Assistant Collector/Revenue Divisional Officer, Tenkasi. 7. Special Tahsildar (Social Security Scheme), Rajapalayam. 8. Special Tahsildar (Social Security Scheme), Srivilliputhur. 9. Tahsildar, Sankarankovil. 10. Tahsildar, Sivagiri. 11. Tahsildar, Sengottai. 12. Tahsildar, Tenkasi.
38-TIRUNELVELI	<ol style="list-style-type: none"> 1. Inspection Cell Officer, Tirunelveli. 2. Sub-Collector/Assistant Collector/Revenue Divisional Officer, Tirunelveli. 3. Sub-Collector/Assistant Collector/Revenue Divisional Officer, Cheranmahadevi. 4. Commissioner, Tirunelveli City Municipal Corporation, Tirunelveli. 5. District Supply and Consumer Protection Officer, Tirunelveli. 6. District Backward Classes and Minorities Welfare Officer, Tirunelveli. 7. Tahsildar, Alangulam. 8. Tahsildar, Tirunelveli. 9. Tahsildar, Ambasamudram. 10. Tahsildar, Palayamkottai. 11. Tahsildar, Nanguneri. 12. Tahsildar, Radhapuram.

<p style="text-align: center;"><i>No. and Name of the Parliamentary Constituency</i></p> <p style="text-align: center;">(1)</p>	<p style="text-align: center;"><i>Assistant Returning Officers of the Parliamentary Constituencies in Tamil Nadu</i></p> <p style="text-align: center;">(2)</p>
<p>39-KANNIYAKUMARI</p>	<ol style="list-style-type: none"> 1. District Supply and Consumer Protection Officer, Kanniyakumari district at Nagercoil. 2. Sub-Collector/Assistant Collector/Revenue Divisional Officer, Nagercoil. 3. District Adi-Dravidar and Tribal Welfare Officer, Kanniyakumari district at Nagercoil. 4. Sub-Collector/Assistant Collector/ Revenue Divisional Officer, Padmanabhapuram. 5. District Backward Classes and Minorities Welfare Officer, Kanniyakumari district at Nagercoil. 6. Assistant Commissioner (Excise), Kanniyakumari district at Nagercoil. 7. Assistant Director of Rural Development (Panchayat), Nagercoil. 8. Assistant Director (Town Panchayat), Nagercoil. 9. Personal Assistant (Development) to Collector, Kanniyakumari district at Nagercoil. 10. Assistant Director of Rural Development (Audit), Padmanabhapuram. 11. Personal Assistant (Small Savings) to Collector, Kanniyakumari district at Nagercoil. 12. Special Deputy Collector (Social Security Scheme), Kanniyakumari district at Nagercoil.

Polling Personnel deployed during Poll

	<i>Name of the Constituency</i>	<i>Total no. of Personnel deployed for polling duty</i>
1	TIRUVALLUR (SC)	15018
2	CHENNAI NORTH	5487
3	CHENNAI SOUTH	5988
4	CHENNAI CENTRAL	6996
5	SRIPERUMBUDUR	6473
6	KANCHEEPURAM (SC)	7448
7	ARAKKONAM	7913
8	VELLORE	5979
9	KRISHNAGIRI	8086
10	DHARMAPURI	7841
11	TIRUVANNAMALAI	7550
12	ARANI	7964
13	VILUPPURAM (SC)	7676
14	KALLAKURICHI	6613
15	SALEM	7908
16	NAMAKKAL	8276
17	ERODE	6987
18	TIRUPPUR	7072
19	NILGIRIS (SC)	6869
20	COIMBATORE	6137
21	POLLACHI	4099
22	DINDIGUL	7873
23	KARUR	8075
24	TIRUCHIRAPPALLI	7433
25	PERAMBALUR	6997
26	CUDDALORE	6902
27	CHIDAMBARAM (SC)	6461
28	MAYILADUTHURAI	6061
29	NAGAPATTINAM (SC)	7638
30	THANJAVUR	7515
31	SIVAGANGA	7816
32	MADURAI	12561
33	THENI	5391
34	VIRUDHUNAGAR	8374
35	RAMANATHAPURAM	8451
36	THOOTHUKUDI	7119
37	TENKASI (SC)	7369
38	TIRUNELVELI	7925
39	KANNIYAKUMARI	7296
	Total	291637

**Total No. of Zonal Officer deployed for
General Electon to Lok Sabha -2014**

S.No.	Name of the Parliamentary Constituency	Total Number of Zonal Officers
1	THIRUVALLUR (SC)	152
2	CHENNAI NORTH	47
3	CHENNAI SOUTH	80
4	CHENNAI CENTRAL	81
5	SRIPERUMBUDUR	101
6	KANCHEEPURAM (SC)	124
7	ARAKKONAM	162
8	VELLORE	138
9	KRISHNAGIRI	149
10	DHARMAPURI	157
11	TIRUVANNAMALAI	125
12	ARANI	131
13	VILLUPURAM (SC)	144
14	KALLAKURICHI	157
15	SALEM	148
16	NAMAKKAL	131
17	ERODE	119
18	TIRUPPUR	132
19	THE NILGIRIS (SC)	155
20	COIMBATORE	137
21	POLLACHI	137
22	DINDIGUL	169
23	KARUR	140
24	TIRUCHIRAPPALLI	124
25	PERAMBALUR	163
26	CUDDALORE	122
27	CHIDAMBARAM (SC)	144
28	MAYILADUTHURAI	154
29	NAGAPATTINAM (SC)	129
30	THANJAVUR	145
31	SIVAGANGA	150
32	MADURAI	214
33	THENI	165
34	VIRDHUNAGAR	133
35	RAMANATHAPURAM	161
36	THOOTHUKKUDI	112
37	TENKASI (SC)	144
38	TIRUNELVELI	137
39	KANNIYAKUMARI	112
Total		5325

Deployment of Counting Personnel during the counting of votes

<i>No. and Name of the Parliamentary Constituency</i>	<i>Total No. of Counting Personnel</i>
1-TIRUVALLUR (SC)	208
2-CHENNAI NORTH	311
3-CHENNAI SOUTH	350
4-CHENNAI CENTRAL	417
5-SRIPERUMBUDUR	102
6-KANCHEEPURAM (SC)	102
7-ARAKKONAM	183
8-VELLORE	183
9-KRISHNAGIRI	200
10-DHARMAPURI	189
11-TIRUVANNAMALAI	212
12-ARANI	212
13-VILUPPURAM (SC)	208
14- KALLAKURICHI	204
15-SALEM	204
16-NAMAKKAL	238
17-ERODE	306
18-TIRUPPUR	194
19- NILGIRIS (SC)	229
20-COIMBATORE	610
21-POLLACHI	619
22-DINDIGUL	186
23-KARUR	98
24-TIRUCHIRAPPALLI	384
25-PERAMBALUR	228
26-CUDDALORE	154
27-CHIDAMBARAM (SC)	204
28-MAYILADUTHURAI	196
29-NAGAPATTINAM (SC)	423
30- THANJAVUR	449
31-SIVAGANGA	216
32-MADURAI	224
33-THENI	224
34-VIRUDHUNAGAR	180
35-RAMANATHAPURAM	318
36-THOOTHUKKUDI	214
37-TENKASI (SC)	106
38-TIRUNELVELI	106
39-KANNIYAKUMARI	144
Total	9535

Availability of EVMs

<i>Sl. No</i>	<i>Name of the district</i>	<i>Pre 2006</i>		<i>Post 2006</i>		<i>TNSEC Post 2006</i>	
		<i>CU</i>	<i>BU</i>	<i>CU</i>	<i>BU</i>	<i>CU</i>	<i>BU</i>
1	Chennai	372	1747	1019	4219	14000	14000
2	Tiruvallur	3688	3673	262	213	3000	3000
3	Kancheepuram	3954	3141	156	137	0	0
4	Vellore	7127	4119	841	1547	300	300
5	Tiruvannamalai	4211	3234	101	107	0	0
6	Villupuram	4982	5523	372	60	0	0
7	Cuddalore	2463	2489	459	462	0	0
8	Dharmapuri	2513	2505	32	11	0	0
9	Krishnagiri	1561	1561	550	500	0	0
10	Salem	6197	6260	103	340	600	600
11	Namakkal	2741	2963	611	49	0	0
12	Coimbatore	1496	1195	214	144	300	300
13	Erode	4894	5460	245	38	300	300
14	Tiruppur	0	0	20	73	0	0
15	The Nilgiris	776	779	0	0	0	0
16	Dindigul	1636	1655	143	211	0	0
17	Theni	982	6	6	52	0	0
18	Madurai	622	618	1189	1147	300	300
19	Karur	2330	2344	85	151	0	0
20	Perambalur	831	918	60	117	0	0
21	Ariyalur	597	599	21	482	0	0
22	Tiruchirappalli	4484	3561	1302	902	200	200
23	Nagapattinam	2077	2108	69	145	0	0
24	Tiruvarur	1052	1055	111	72	0	0
25	Thanjavur	2777	2891	0	0	0	0
26	Pudukkottai	1643	860	104	590	689	689
27	Sivaganga	1054	50	1006	1692	0	0
28	Ramanathapuram	1360	1348	435	54	0	0
29	Virudhunagar	1348	1346	257	74	0	0
30	Thoothukudi	2213	2328	6	584	0	0
31	Tirunelveli	4701	4693	232	5	300	300
32	Kanniyakumari	2978	2953	7	657	0	0
TOTAL		79660	73982	10018	14835	19989	19989

EVM Availability - Make wise

Sl. No	District	Date of FLC		No of EVMs checked during FLC											
		From	To	BEL Pre 2006		BEL Post 2006		ECIL Upgraded Post 2006		Total					
				CU	BU	CU	BU	CU	BU	CU	BU				
1	Thiruvallur	21.10.2013	31.10.2013	3688	3673	0	0	0	0	0	0	3688	3673		
		22.01.2014	01.02.2014	0	0	3262	3213	0	0	0	0	3262	3213		
2	Chennai	12.09.2013	03.10.2013	372	1747	15019	18219	0	0	1775	5319	1775	5319		
		16.04.2014	19.04.2014	0	0	0	0	0	0	0	0	0	0		
3	Kancheepuram	04.10.2013	12.10.2013	3954	3141	156	137	0	0	0	0	4110	3278		
4	Vellore	12.09.2013	21.09.2013	7127	4119	18	381	0	0	0	0	7145	4500		
		03.02.2014	04.02.2014	0	0	300	300	0	0	0	0	300	300		
		18.03.2014	22.03.2014	0	0	823	1166	0	0	0	0	823	1166		
5	Tiruvannamalai	19.09.2013	27.09.2013	4211	3234	0	0	0	0	0	0	4211	3234		
		06.02.2014	06.02.2014	0	0	101	107	0	0	0	0	101	107		
6	Villupuram	12.09.2013	21.09.2013	4982	5523	372	60	0	0	0	0	5354	5583		
7	Cuddalore	22.09.2013	27.09.2013	2463	2489	459	462	0	0	0	0	2922	2951		
8	Dharmapuri	28.09.2013	02.10.2013	2513	2505	32	11	0	0	0	0	2545	2516		
9	Krishnagiri	03.10.2013	08.10.2013	1561	1561	0	0	0	0	0	0	1561	1561		
		04.03.2014	07.03.2014	0	0	550	500	0	0	0	0	550	500		
10	Salem	23.09.2013	12.10.2013	6197	6260	600	600	0	0	0	0	6797	6860		
		03.02.2014	03.02.2014	0	0	103	340	0	0	0	0	103	340		
		16.04.2014	19.04.2014	0	0	0	0	1815	3626	0	0	1815	3626		
11	Namakkal	22.10.2013	28.10.2013	2741	2963	611	49	0	0	0	0	3352	3012		
		17.04.2014	19.04.2014	0	0	0	0	1670	3335	0	0	1670	3335		
12	Coimbatore	23.09.2013	03.10.2013	1496	1195	514	444	0	0	0	0	2010	1639		
13	Erode	01.10.2013	11.10.2013	4894	5460	545	338	0	0	0	0	5439	5798		

LIST OF STAR CAMPAIGNERS

I	RECOGNISED POLITICAL PARTIES		
a)	NATIONAL PARTIES		
	1. BAHUJAN SAMAJ PARTY	40	
	2. INDIAN NATIONAL CONGRESS	40	
	3. COMMUNIST PARTY OF INDIA (MARXIST)	39	
	4. BHARATIYA JANATA PARTY	20	
	5. NATIONALIST CONGRESS PARTY	10	
	6. COMMUNIST PARY OF INDIA	17	
			166
b)	STATE PARTIES		
	1. ALL INDIA ANNA DRAVIDA MUNNETRA KAZHAGAM	40	
	2. DRAVIDA MUNNETRA KAZHAGAM	40	
	3. DESIYA MURPOKKU DRAVIDA KAZHAGAM	40	
			120
II	REGISTERED POLITICAL PARTIES		
	1. PATTALI MAKKAL KATCHI	20	
	2. ALL INDIA MOOVENDAR MUNNANI KAZHAGAM	5	
	3. ALL INDIA SAMATHUVA MAKHAL KATCHI	20	
	4. PURATCHI BHARATHAM	20	
	5. TAMIL MAANILA QUAIDE MILLETH LEAGUE	20	
	6. VIDUTHALAI CHIRUTHAIGAL KATCHI	20	
	7. MANITHANEYA MAKKAL KATCHI	20	
	8. SAMAJWADI PARTY	1	
	9. MAKKAL MANADU KATCHI	11	
	10. PUTHIYA TAMILAGAM	20	
	11. AMBEDKAR PEOPLE'S MOVEMENT	12	
	12. INDIYA JANANAYAKA KATCHI	13	
	13. MARUMALARCHI DRAVIDA MUNNETRA KAZHAGAM	20	
	14. INDIAN NATIONAL LEAGUE	6	
	15. AKHILA INDIA JANANAYAKA MAKKAL KATCHI(DR. ISAAC)	20	
	16. TAMIZHAGA MAKKAL JANANAYAKA KATCHI	6	
	17. TAMIL NADU MAKKAL CONGRESS	20	
	18. INDIAN UNION MUSLIM LEAGUE	20	
	19. AAM AADMI PARTY	11	
	20. ALL INDIA TRINAMOOOL CONGRESS	20	
	21. ALL INDIA FORWARD BLOC	1	
	22. JHARKHAND MUKTI MORCHA	20	
	23. PEOPLE'S PARTY OF INDIA (SECULAR)	20	
	24. TAMIZHAGA VAAZHURIMAI KATCHI	20	
	25. NAAM TAMILAR KATCHI	20	
	26. PUTHIYA NEETHI KATCHI	20	
	27. TAMILAGA MAKKAL MUNNETRA KAZHAGAM	10	
	28. JANATA DAL (UNITED)	20	
			436
	TOTAL		722